

CITY OF DE PERE

PROJECT

22-07

CURB REPAIR AND STREET RESURFACING

**BID DATE:
MAY 31, 2022
@ 1:00 PM**

Bid documents, including plans and specifications, are available for download at www.QuestCDN.com. The QuestCDN website can also be accessed through the City website at www.deperewi.gov/projects or by pressing the *Projects* icon at the bottom of any City website page. Download cost is \$15 for each contract. Bidders will be charged an additional fee of \$30 to submit a bid electronically. Bidding documents may be viewed on the QuestCDN website or at the Municipal Service Center, 925 S. Sixth Street, De Pere, WI 54115.

Bid Tabs must be verified by staff prior to posting and will be available for viewing on the website within 7 days following the bid opening. Award information will be pending until approved by the Common Council.

SECTION 00 01 10

TABLE OF CONTENTS

INTRODUCTORY INFORMATION

<u>Section</u>	<u>Title</u>
00 00 01	PROJECT MANUAL COVER
00 01 10	TABLE OF CONTENTS

PROJECT BID DOCUMENTS

<u>Section</u>	<u>Title</u>
00 11 13	ADVERTISEMENT TO BID
00 21 13	INSTRUCTIONS TO BIDDERS
00 41 13	BID FORM
00 41 43	BID SCHEDULE
00 43 13	BID BOND
00 43 33	PROPOSED PRODUCTS FORM
00 43 36	TABULATION OF SUBCONTRACTORS

CONTRACTING REQUIREMENTS

<u>Section</u>	<u>Title</u>
00 51 00	NOTICE OF AWARD
00 52 13	CONTRACT
00 55 00	NOTICE TO PROCEED
00 61 13	PAYMENT BOND
00 61 16	PERFORMANCE BOND
00 62 76	APPLICATION FOR PAYMENT
00 65 16	CERTIFICATE OF SUBSTANTIAL COMPLETION

DIVISION 1 GENERAL REQUIREMENTS

<u>Section</u>	<u>Title</u>
01 10 00	SUMMARY OF WORK
01 22 01	MEASUREMENT AND PAYMENT SANITARY SEWER
01 22 02	MEASUREMENT AND PAYMENT STORM SEWER
01 22 04	MEASUREMENT AND PAYMENT STREET AND DRAINAGE CONSTRUCTION
01 22 05	MEASUREMENT AND PAYMENT SPECIAL CONSTRUCTION
01 29 00	PAYMENT PROCEDURES
01 32 33	CONSTRUCTION PHOTOGRAPHS
01 33 00	SUBMITTALS
01 41 00	REGULATORY REQUIREMENTS
01 71 23	FIELD ENGINEERING

CITY OF DE PERE 2022 STANDARD SPECIFICATIONS

CONTRACTING REQUIREMENTS

<u>Section</u>	<u>Title</u>
00 70 00	GENERAL CONDITIONS (See City of De Pere 2022 Standard Specifications)
DIVISION 31 –	EARTHWORK (See City of De Pere 2022 Standard Specifications)
DIVISION 32 –	EXTERIOR IMPROVEMENTS (See City of De Pere 2022 Standard Specifications)
DIVISION 33 –	UTILITIES (See City of De Pere 2022 Standard Specifications)

SECTION 00 11 13

MAY 13, 2022 – MAY 20, 2022

CITY OF DE PERE

ADVERTISEMENT TO BID

PROJECT 22-07

CURB REPAIR AND STREET RESURFACING

Online bids will be received and accepted for Project 22-07 Curb Repair and Street Resurfacing via the online electronic bidding service through QuestCDN.com, until 1:00 PM, Tuesday, May 31, 2022, at which time they will be publicly accepted, displayed and read aloud.

Project 22-07 for which proposals are being sought includes the following approximate quantities:

- 13,800 TONS of Asphaltic Concrete Paving
- 50,500 SY of Asphaltic Concrete Pavement Milling
- 23,500 SY of Asphaltic Concrete Pavement Pulverizing
- 6,000 LF of Concrete Curb and Gutter Replacement
- 4,600 LF Pavement Marking Epoxy (4-inch to 24-Inch)
- Spot Sanitary Sewer and Storm Sewer Repair
- Asphaltic Concrete Pavement Patching
- Traffic Control
- Restoration and Erosion Control

Complete digital project bidding documents are available for viewing and/or downloading at www.QuestCDN.com or may be examined at the office of the Director of Public Works. Digital plan documents may be downloaded for \$15 by inputting Quest project #8145720 on Quest's Project Search page. Project documents must be downloaded from QuestCDN which will add your company to the Planholder List and allow access to vBid online bidding for the submittal of your bid. Bidders will be charged an additional fee of \$30 to submit a bid electronically. The QuestCDN website can also be accessed through the City website at www.deperewi.gov/projects or by pressing the *Projects* icon at the bottom of any City website page. Contact QuestCDN Customer Support at 952-233-1632 or info@questcdn.com for assistance in membership registration, downloading digital project information and vBid online bid submittal questions.

Each proposal shall be accompanied by a bid bond in an amount equal to five percent (5%) of the bid, payable to the City of De Pere, as a guarantee that if the bid is accepted, the bidder will execute a contract and furnish a contract bond as set forth in the General Conditions of the City of De Pere. In case the bidder fails to file such contract and bond, the amount of the bid bond shall be forfeited to the City of De Pere as liquidated damages.

Project 22-07
Curb Repair and Street Resurfacing

City of De Pere

The letting of the contract is subject to the provisions of the following Wisconsin Statutes:

Section 62.15 regarding Public Works.

Section 66.0901(3) regarding Prequalification of Contractor.

Each bidder shall pre-qualify by submitting proof of responsibility on forms furnished by the Director of Public Works. Such forms shall be filed with the Director of Public Works no later than 4:00 PM, Thursday, May 26, 2022. Prospective bidders who have previously submitted such forms subsequent to January 1, 2022 will not be required to separately submit such form for this project.

Acreview Drive, Barbara Lane, Lorrie Way, Nob Hill Lane and Scout Way are being partially funded by a Local Road Improvement Program (LRIP) grant from the Wisconsin Department of Transportation.

The City of De Pere reserves the right to reject any or all bids, to waive any informalities in bidding and to accept any proposal which the Common Council deems most favorable to the interest of the City of De Pere.

Dated this 13th day of May, 2022.

Board of Public Works
City of De Pere
Eric Rakers, P.E.
City Engineer

Project 22-07

SECTION 00 21 13

INSTRUCTIONS TO BIDDERS

ARTICLE 1 – DEFINED TERMS

- 1.1 Terms used in these Instructions to Bidders have the meanings indicated in the General Conditions. Additional terms used in these Instructions to Bidders have the meanings indicated below:
- None

ARTICLE 2 – COPIES OF BIDDING DOCUMENTS

- 2.1 Complete sets of the Bidding documents in the number and for the deposit sum, if any, stated in the Advertisement to Bid may be obtained as stated in the Advertisement for bids.
- 2.2 Complete sets of Bidding Documents shall be used in preparing Bids; Owner does not assume any responsibility for errors or misinterpretations resulting from the use of incomplete sets of Bidding Documents.
- 2.3 Owner, in providing the Bidding Documents on the terms stated in the Advertisement for Bids, does so only for the purpose of obtaining Bids for the Work and does not confer a license or grant for any other use.

ARTICLE 3 – QUALIFICATIONS OF BIDDERS

- 3.1 In accordance with Section 66.0901(3), each bidder shall pre-qualify by submitting proof of responsibility on forms furnished by the Director of Public Works. Such forms shall be filed with the Director of Public Works as stated in the Advertisement for Bids. Prospective bidders who have previously submitted such forms after January 1st of this year will not be required to separately submit such form for this project.

ARTICLE 4 – EXAMINATION OF BIDDING DOCUMENTS, OTHER RELATED DATA AND SITE

- 4.1 Provisions concerning responsibilities for the adequacy of data furnished to prospective Bidders with Underground Facilities, and possible changes in the Bidding Documents due to differing or unanticipated conditions appear in the General Conditions.
- 4.2 Underground Facilities
- A. Information and data shown or indicated in the Bidding Documents with respect to existing Underground Facilities at or contiguous to the Site is based upon information and data furnished to Owner and Engineer by owners of such Underground Facilities, including Owner, or others.

4.3 Subsurface and Physical Conditions

- A. The technical data includes:
 - 1. Those reports known to Owner of explorations and tests of subsurface conditions at or contiguous to the Site; and
 - 2. Those drawings known to Owner of physical conditions relating to existing surface or subsurface structures at the Site (except underground Facilities).
 - 3. No reports of explorations or tests of subsurface conditions at or contiguous to the Site, or drawings of physical conditions relating to existing surface or subsurface structures at the Site, are known to Owner.
- B. Limited Reliance by Contractor on Technical Data Authorized: Contractor may rely upon the accuracy of the “technical data” contained in such reports and drawings, but such reports and drawings are not Contract Documents. Contractor may not rely upon or make any claim against Owner, or any of their officers, directors, members, partners, employees, agents, consultants, or subcontractors with respect to:
 - 1. the completeness of such reports and drawings for Contractor’s purposes, including but not limited to, any aspects of the means, methods, techniques, sequences, and procedures of construction to be employed by Contractor, and safety precautions and programs incident thereto; or
 - 2. Other data, interpretations, opinions, and information contained in such reports or shown or indicated in such drawings; or
 - 3. Any Contractor interpretation of or conclusion drawn from any “technical data” or any such other data, interpretations, opinions, or information.

4.4 On request, Owner will provide Bidder access to the Site to conduct such examinations, investigations, explorations, tests, and studies as Bidder deems necessary for submission of a Bid. Bidder shall fill all holes and clean up and restore the Site to its former condition upon completion of such explorations, investigations, tests, and studies. Bidder shall comply with all applicable Laws and Regulations relative to excavation and utility locates.

4.5 Reference is made to Section 01 10 00: Summary of Work, for work that will be completed and for the identification of the general nature of other work that is to be performed at the Site by Owner or others (such as utilities and other prime contractors) that relates to the Work contemplated by these Bidding Documents. On request, Owner will provide to each Bidder for examination access to or copies of Contract Documents (other portions thereof related to price) for such other work.

4.6 It is the responsibility of each Bidder before submitting a Bid to:

- A. Examine and carefully study the Bidding Documents, the other related data identified in the Bidding Documents, and any Addenda;

- B. Visit the Site and become familiar with and satisfy Bidder as to the general, local, and Site conditions that may affect cost, progress, and performance of the Work;
 - C. Become familiar with and satisfy Bidder as to all federal, state, and local Laws and Regulations that may affect cost, progress, and performance of the Work;
 - D. Obtain and carefully study (or accept consequences of not doing so) all examinations, investigations, explorations, tests, studies, and data concerning conditions (surface, subsurface, and Underground Facilities) at or contiguous to the Site which may affect cost, progress, or performance of the Work or which relate to any aspect of the means, methods, techniques, sequences, and procedures of construction to be employed by Bidder, including applying any specific means, methods, techniques, sequences, and procedures of construction expressly required by the Bidding Documents, and safety precautions and programs incident thereto;
 - E. Agree at the time of submitting its Bid that no further examinations, investigations, explorations, tests, studies, or data are necessary for the determination of its Bid for performance of the Work at the price(s) bid and within the times and in accordance with the other terms and conditions of the Bidding Documents;
 - F. Become aware of the general nature of the work to be performed by Owner and others at the Site that relates to the Work as indicated in the Bidding Documents;
 - G. Correlate the information known to Bidder, information and observations obtained from visits to the Site, reports and drawings identified in the Bidding Documents, and all additional examinations, investigations, explorations, tests, studies, and data with the Bidding Documents;
 - H. Promptly give Engineer written notice of all conflicts, errors, ambiguities, or discrepancies, that bidder discovers in the Bidding Documents and confirm that the written resolution thereof by Engineer is acceptable to Bidder; and
 - I. Determine that the Bidding Documents are generally sufficient to indicate and convey understanding of all terms and conditions for the performance of the Work.
- 4.7 The submission of a Bid will constitute an incontrovertible representation by Bidder that Bidder has complied with every requirement of this Article 4, that without exception the Bid is premised upon performing and furnishing the Work required by the Bidding Documents and applying any specific means, methods, techniques, sequences, and, procedures of construction that may be shown or indicated or expressly required by the Bidding Documents, that Bidder has given Engineer written notice of all conflicts, errors, ambiguities, and discrepancies that Bidder has discovered in the Bidding Documents and the written resolutions thereof by Engineer are acceptable to Bidder, and that the Bidding Documents are generally sufficient to indicate and convey understanding of all terms and conditions for performing and furnishing the Work.

ARTICLE 5 – SITE AND OTHER AREAS

- 5.1 The Site is identified in the Bidding Documents. Easements for permanent structures or permanent changes in existing facilities are to be obtained and paid for by Owner unless otherwise provided in the Bidding Documents. All additional lands and access thereto required for temporary construction facilities, construction equipment, or storage of materials and equipment to be incorporated in the Work are to be obtained and paid for by Contractor.

ARTICLE 6 – INTERPRETATIONS AND ADDENDA

- 6.1 All questions about the meaning or intent of the Bidding Documents are to be submitted to Engineer in writing. Interpretations or clarifications considered necessary by Engineer in response to such questions will be issued by Addenda mailed or delivered to all parties recorded by Engineer as having received the Bidding Documents. Questions received less than ten days prior to the date for opening of Bids may not be answered. Only questions answered by Addenda will be binding. Oral and other interpretations or clarifications will be without legal effect.
- 6.2 Addenda may be issued to clarify, correct, or change the Bidding Documents as deemed advisable by Owner and Engineer.

ARTICLE 7 – BID SECURITY

- 7.1 A Bid shall be accompanied by Bid security made payable to Owner in an amount of five percent (5%) of Bidder's maximum Bid price and in the form of a certified check or bank money order or Bid bond (on the form attached) issued by a surety meeting the requirements of the General Conditions. Submittal of a Bid Bond on a form other than the Bid Bond form included in the Bidding Documents may be cause for rejection of Bid. The fully executed bid bond must be uploaded into QuestCDN. If the bidder elects to furnish bid security other than a bid bond, the bid security must be submitted in a sealed envelope enclosed in a separate package plainly marked on the outside with the notation "BID SECURITY" along with the project number and name and addressed to the Board of Public Works of the City of De Pere, Municipal Service Center, 925 S. Sixth Street, De Pere, WI 54115 **prior to the deadline for submission of bids.**
- 7.2 The Bid security of the Successful Bidder will be retained until such Bidder has executed the Contract documents, furnished the required contract security and met the other conditions of the Notice of Award, whereupon the Bid security will be returned. If the Successful Bidder fails to execute and deliver the Contract Documents and furnish the required contract security within fifteen (15) days after the Notice of Award, Owner may annul the Notice of Award and the Bid security of that Bidder will be forfeited. The Bid security of other Bidders whom Owner believes to have a reasonable chance of receiving the award may be retained by Owner per the General Conditions.
- 7.3 Bid security of other Bidders whom Owner believes do not have a reasonable chance of receiving the award will be returned within seven days after the Bid opening.

ARTICLE 8 – CONTRACT TIMES

- 8.1 The number of days within which, or the dates by which, Milestones are to be achieved and the Work is to be substantially completed and ready for final payment are set forth in the Bid Form and Summary of Work.

ARTICLE 9 – LIQUIDATED DAMAGES

- 9.1 Provisions for liquidated damages are set forth in the General Conditions.

ARTICLE 10 – SUBSTITUTE AND “OR-EQUAL” ITEMS

- 10.1 The Contract, if awarded, will be on the basis of materials and equipment specified or described in the Bidding Documents without consideration of possible substitute or “or-equal” items. Whenever it is specified or described in the Bidding Documents that a substitute or “or-equal” item of material or equipment may be furnished or used by Contractor if acceptable to Engineer, application for such acceptance will not be considered by Engineer until after the Effective Date of the Bid Form and Summary of Work.

ARTICLE 11 – SUBCONTRACTORS, SUPPLIERS, AND OTHERS

- 11.1 The Bidder shall submit with the Bid to Owner a list of all such Subcontractors, Suppliers, individuals, or entities proposed for those portions of the Work for which such identification is required. Such list shall be accompanied by an experience statement with pertinent information regarding similar projects and other evidence of qualification for each such Subcontractor, Supplier, individual, or entity, Owner may, before the Notice of Award is given, request apparent Successful Bidder to submit a substitute, in which case apparent Successful Bidder shall submit an acceptable substitute, Bidder’s Bid price will be increased (or decreased) by the difference in cost occasioned by such substitution, and Owner may consider such price adjustment in evaluating Bids and making the Contract award.
- 11.2 If apparent Successful Bidder declines to make any such substitution, Owner may award the Contract to the next lowest Bidder that proposed to use acceptable Subcontractors, Suppliers, individuals, or entities. Declining to make requested substitutions will not constitute grounds for forfeiture of the Bid security of any Bidder. Any Subcontractor, Supplier, individual, or entity so listed and against which Owner makes no written objection prior to the giving of the Notice of Award will be deemed acceptable to Owner subject to revocation of such acceptance after the Effective Date of the Agreement.
- 11.3 Contractor shall not be required to employ any Subcontractor, Supplier, individual, or entity against whom Contractor has reasonable objection.

ARTICLE 12 – PREPARATION OF BID

- 12.1 The Bid form is included with the Bidding documents.
- 12.2 All blanks on the Bid Form shall be completed by printing in ink or by typewrite and the Bid signed in ink. Erasures or alterations shall be initialed in ink by the person signing the Bid Form. A Bid price shall be indicated for each alternative, and unit price item listed therein, or the words “No Bid,” “No Change,” or “Not Applicable” entered.
- 12.3 A Bid by a corporation shall be executed in the corporate name by the president or a vice-president or other corporate officer accompanied by evidence of authority to sign. The corporate seal shall be affixed and attested by the secretary or an assistant secretary. The corporate address and state of incorporations shall be shown below the seal.
- 12.4 A Bid by a partnership shall be executed in the partnership name and signed by a partner (whose title must appear under the signature), accompanied by evidence of authority to sign. The official address of the partnership shall be shown below the signature.
- 12.5 A Bid by a limited liability company shall be executed in the name of the firm by a member and accompanied by evidence of authority to sign. The state of formation of the firm and the official address of the firm shall be shown below the signature.
- 12.6 A Bid by an individual shall show the Bidder’s name and official address.
- 12.7 A Bid by a joint venture shall be executed by each joint venture in the manner indicated on the Bid Form. The official address of the joint venture shall be shown below the signature.
- 12.8 All names shall be typed or printed in ink below the signatures.
- 12.9 The Bid shall contain an acknowledgement of receipt of all Addenda, the numbers of which shall be filled in on the Bid Form.
- 12.10 The address and telephone number for communications regarding the Bid shall be shown.
- 12.11 The Bid shall contain evidence of Bidder’s authority and qualification to do business in the state where the Project is located or covenant to obtain such qualification prior to award of the Contract. Bidder’s state contractor license number, if any, shall also be shown on the Bid Form.

ARTICLE 13 – BASIS OF BID; COMPARISON OF BIDS

13.1 Unit Price

- A. Bidders shall submit a Bid on a unit price basis for each item of Work listed in the Bid Schedule.

- B. The total of all estimated prices will be the sum of the products of the estimated quantity of each item and the corresponding unit price. The final quantities and Contract Price will be determined in accord with the General Conditions.
- C. Discrepancies between the multiplication of units of Work and unit prices will be resolved in favor of the unit prices. Discrepancies between the indicated sum of any column of figures and the correct sum thereof will be resolved in favor of the correct sum. Discrepancies between words and figures will be resolved in favor of the words.

ARTICLE 14 – SUBMITTAL OF BID

- 14.1 A Bid shall be submitted no later than date and time prescribed and at place indicated in Advertisement for Bids and shall be submitted electronically using the QuestCDN online bidding vBid platform. No paper bids will be accepted.
- 14.2 See Bid Form for a list of documents typically required to be submitted with the Bid.

ARTICLE 15 – MODIFICATION AND WITHDRAWAL OF BID

- 15.1 A Bid may be modified or withdrawn by an appropriate document duly executed in the manner that a Bid must be executed and delivered to the place where Bids are to be submitted prior to the date and time for the opening of Bids.
- 15.2 If within 24 hours after Bids are opened, any Bidder files a duly signed written notice with Owner and promptly thereafter demonstrates to the reasonable satisfaction of Owner that there was a material and substantial mistake in the preparation of its Bid, that Bidder may withdraw its Bid, and the Bid security will be returned. Thereafter, if the Work is rebid, that Bidder will be disqualified from further bidding on the Work.

ARTICLE 16 – OPENING BIDS

- 16.1 Bids will be opened as indicated in the Advertisement to Bid. The bid opening can be viewed live via the GoToMeeting information shown below. An abstract of the amounts of the base bids and major alternatives, if any, will be made available to bidders after opening the bids.

The bid opening can be viewed live via GoToMeeting as follows:
Please join my meeting from your computer, tablet or smartphone.

<https://meet.goto.com/680862077>

You can also dial in using your phone.
United States (Toll Free): 1 866 899 4679
Access Code: 680-862-077

Get the app now and be ready when your first meeting starts: <https://meet.goto.com/install>

ARTICLE 17 – BIDS REMAIN SUBJECT TO ACCEPTANCE

- 17.1 All bids will remain subject to acceptance for the period of time stated in the General Conditions, but Owner may, in its sole discretion, release any Bid and return the Bid security prior to the end of this period.

ARTICLE 18 – EVALUATION OF BIDS AND AWARD OF CONTRACT

- 18.1 Owner reserves the right to reject any or all Bids, including without limitation, nonconforming, nonresponsive, unbalanced, or conditional Bids. Owner further reserves the right to reject the Bid of any Bidder whom it finds, after reasonable inquiry and evaluation, to not be responsible. Owner may also reject the Bid of any Bidder if Owner believes that it would not be in the best interest of the Project to make an award to that Bidder. Owner also reserves the right to waive all informalities not involving price, time, or changes in the Work and to negotiate contract terms with the Successful Bidder.
- 18.2 More than one Bid for the same Work from an individual or entity under the same or different names will not be considered. Reasonable grounds for believing that any Bidder has an interest in more than one Bid for the Work may be cause for disqualification of that Bidder and the rejection of all Bids in which that Bidder has an interest.
- 18.3 In evaluating Bids, Owner will consider whether or not the Bids comply with the prescribed requirements, and such alternates, unit prices and other data, as may be requested in the Bid Form or prior to the Notice of Award.
- 18.4 In evaluating Bidders, Owner will consider the qualifications of Bidders and may consider the qualifications and experience of Subcontractors, Supplier, and other individuals or entities proposed for those portions of the Work for which the identify of Subcontractors, Suppliers, and other individuals or entities must be submitted as provided in the Supplementary Conditions.
- 18.5 Owner may conduct such investigations as Owner deems necessary to establish the responsibility, qualifications, and financial ability of Bidders, proposed Subcontractors, Suppliers, individuals, or entities to perform the Work in accordance with the Contract Documents.
- 18.6 Bidder agrees to waive any claim it has or may have against the Owner and the respective employees arising out of or in connection with the administration, evaluation or recommendation of any Bid.
- 18.7 If the Contract is to be awarded, Owner will award the Contract to the lowest responsible responsive Bidder whose Bid is in the best interests of the Project.

ARTICLE 19 – CONTRACT SECURITY AND INSURANCE

- 19.1 The General Conditions set forth Owner’s requirements as to performance and payment bonds and insurance. When the Successful Bidder delivers the executed Agreement to Owner, it shall be accompanied by such bonds and a certificate of insurance.

ARTICLE 20 – SIGNING OF AGREEMENT

- 20.1 When Owner gives a Notice of Award to the Successful Bidder, it shall be accompanied by the required number of unsigned counterparts of the Agreement with the other Contract Documents which are identified in the Agreement as attached thereto. Within ten (10) days thereafter, Successful Bidder shall sign and deliver the required number of counterparts of the Agreement and attached documents to Owner. Within ten (10) days thereafter, Owner shall deliver one fully signed counterpart to Successful Bidder with a complete set of Drawings with appropriate identification.

END OF SECTION

SECTION 00 41 13

CITY OF DE PERE

BID FORM

PROJECT 22-07

This bid, submitted by the undersigned Bidder to the City of De Pere, in accordance with the Advertisement to Bid, which will be received until 1:00 PM, Tuesday, May 31, 2022 is to furnish and deliver all materials, and to perform and do all work on the project designated per Section 01 10 00 Summary of Work.

Bidder has examined and carefully prepared the bid from the plans and specifications and has checked the same in detail before submitting said proposal or bid; and that said bidder or bidder's agents, officer or employees have not, either directly or indirectly, entered into any agreement, participated in any collusion, or otherwise taken any action in restraint of free competitive bidding in connection with this proposal or bid.

Bidder has examined and carefully studied the Bidding Documents, other related data identified in the Bidding Documents, and the following Addenda, receipt of which is hereby acknowledged:

Addendum No.

Addendum Date

BASIS OF BID:

Bidder will complete the Work in accordance with the Contract documents for the following price(s):

As stated in the attached Unit Price Bid Schedule.

Unit Prices have been computed in accordance with the General Conditions.

Bidder acknowledges that estimated quantities are not guaranteed, and are solely for the purpose of comparison of Bids, and final payment for all Unit Price Bid items will be based on actual quantities, determined as provided in the Contract Documents.

TOTAL BID PRICE: \$_____

Project 22-07
Curb Repair and Street Resurfacing

City of De Pere

ATTACHMENTS TO THIS BID

The following documents are submitted with and made a condition of this Bid:

- A. Required Bid Security
- B. Unit Price Bid Schedule (Section 00 41 43)
- C. Proposed Products Form (Section 00 43 33)
- D. Tabulation of Subcontractors (Section 00 43 36)

BID SUBMITTAL

This Bid is submitted by _____ of _____,

The Bidder, being duly sworn, does dispose that they are an authorized representative of

Bidder, if Bidder is:

An Individual

Name (typed or printed): _____

By: _____
(Individual's signature)

Doing business as: _____

A Partnership

Partnership Name: _____

By: _____
(Signature of general partner – attach evidence of authority to sign)

Name (typed or printed): _____

A Corporation

Corporation Name: _____

State of Incorporation: _____

Type (General Business, Professional, Service, Limited Liability): _____

By: _____
(Signature – attach evidence of authority to sign)

Project 22-07
Curb Repair and Street Resurfacing

City of De Pere

Name (typed or printed): _____

Title: _____

(CORPORATE SEAL)

Attest _____

Date of Qualification to do business in Wisconsin is ____/____/____.

Joint Venture

Name of Joint Venture: _____

First Joint Venturer Name: _____ (SEAL)

By: _____

(Signature of first joint venture partner – attach evidence of authority to sign)

Name (typed or printed): _____

Title: _____

Second Joint Venturer Name: _____ (SEAL)

By: _____

(Signature of second joint venture partner – attach evidence of authority to sign)

Name (typed or printed): _____

Title: _____

(Each joint venturer must sign. Manner of signing for each individual, partnership, and corporation that is a party to joint venture should be in manner indicated above.)

Bidder's Business Address _____

Phone No. _____ Fax No. _____

E-mail _____

SUBMITTED on _____, 20__.

State Contractor License No. _____ (if applicable)

SECTION 00 41 43

CITY OF DE PERE

PROJECT 22-07

BID SCHEDULE – UNIT PRICE

ITEM	ITEM DESCRIPTION	UNIT	QUANTITY	UNIT PRICE	AMOUNT BID
SANITARY SEWER					
SS-01	Sanitary Sewer 5-Foot Spot Repair 8-Inch PVC	EA	1	\$	\$
SS-02	Sanitary Sewer 15-Foot Spot Repair 8-Inch PVC	EA	1	\$	\$
SS-03	Provide 4' Diameter Sanitary Sewer Manhole	VF	8	\$	\$
STORM SEWER					
ST-01	Storm Sewer 5-Foot Spot Repair 12-Inch PVC	EA	1	\$	\$
ST-02	Storm Sewer 5-Foot Spot Repair 15-Inch PVC	EA	1	\$	\$
ST-03	Storm Sewer 10-Foot Spot Repair 18-Inch RCP (Class III)	EA	1	\$	\$
ST-04	Provide 4' Diameter Storm Sewer Manhole	VF	6	\$	\$
ST-05	Remove and Replace 4' Diameter Storm Sewer Manhole	VF	60	\$	\$
ST-06	Remove and Replace 5' Diameter Storm Sewer Manhole	VF	6	\$	\$
ST-07	Remove and Replace Type B Inlet	EA	3	\$	\$
ST-08	Remove and Relay 12" PVC or RCP (Class III) Storm Sewer	LF	190	\$	\$

Project 22-07
Curb Repair and Street Resurfacing

City of De Pere

ITEM	ITEM DESCRIPTION	UNIT	QUANTITY	UNIT PRICE	AMOUNT BID
STREET AND DRAINAGE					
SD-01	Pulverize Asphaltic Concrete Pavement and Aggregate (8-Inch depth)	SY	23,500	\$	\$
SD-02	Mill Asphaltic Concrete Pavement 1-3/4 Inches	SY	43,780	\$	\$
SD-03	Mill Asphaltic Concrete Pavement 3-3/4 Inches (Overmill Areas)	SY	6,700	\$	\$
SD-04	Unclassified Excavation	CY	650	\$	\$
SD-05	Crack Overmilling	LF	160	\$	\$
SD-06	Salvaged Pulverized Material Shoulder (2-Foot Wide) (Ledgeview Road)	LF	1,100	\$	\$
SD-07	Provide ¾" Crushed Aggregate Shoulder Material (2-foot wide)	LF	930	\$	\$
SD-08	Provide 1-1/4" Crushed Aggregate Base Course	TON	650	\$	\$
SD-09	Provide Asphaltic Concrete Pavement Type 4 LT 58-28 S 1-3/4-Inch Overlay or Upper Layer	TON	3,050	\$	\$
SD-10	Provide Asphaltic Concrete Pavement Type 4 LT 58-28 S 2-Inch Overlay or Upper Layer	TON	6,100	\$	\$
SD-11	Provide Asphaltic Concrete Pavement Type 3 LT 58-28 S 2-Inch Lower Layer	TON	1,000	\$	\$
SD-12	Provide Asphaltic Concrete Pavement Type 4 LT 58-28 S 2-Inch Overlay or Upper Layer (Patriot Park Basketball Court)	TON	65	\$	\$
SD-13	Provide Asphaltic Concrete Pavement Type 3 LT 58-28 S 2-1/4-Inch Lower Layer	TON	4,000	\$	\$
SD-14	Full Depth Asphalt Patch	SY	400	\$	\$

Project 22-07
Curb Repair and Street Resurfacing

City of De Pere

ITEM	ITEM DESCRIPTION	UNIT	QUANTITY	UNIT PRICE	AMOUNT BID
STREET AND DRAINAGE (Continued)					
SD-15	Remove and Replace 24" Concrete Curb and Gutter	LF	5,450	\$	\$
SD-16	Remove and Replace 24" Concrete Curb and Gutter (Slip Form)	LF	550	\$	\$
SD-17	Remove and Replace 4" Concrete Sidewalk	SY	60	\$	\$
SD-18	Remove and Replace 6" Concrete Sidewalk, Ramp and Driveway	SY	120	\$	\$
SD-19	Drilled Tie Bars (Existing Sidewalk, Driveway, Curb and Gutter)	EA	1,000	\$	\$
SD-20	4-Inch Centerline Pavement Marking Epoxy (Yellow)	LF	250	\$	\$
SD-21	Accessible Parking Symbol Pavement Marking Epoxy (White)	EA	7	\$	\$
SD-22	24-Inch Ladder Bar Pavement Marking Epoxy (White)	LF	250	\$	\$
SD-23	12-Inch Stop Bar Pavement Marking Epoxy (White)	LF	100	\$	\$
SD-24	6-Inch Line Pavement Marking Epoxy (White)	LF	700	\$	\$
SD-25	4-Inch Line Pavement Marking Epoxy (White)	LF	3,500	\$	\$
SPECIAL CONSTRUCTION					
SC-01	Inlet Protection Type D	EA	120	\$	\$
SC-02	Adjust Inlet Less than 1-Foot	EA	51	\$	\$
SC-03	Adjust Inlet 1-Foot or Greater	EA	30	\$	\$
SC-04	Adjust Inlet Less than 1-foot & Provide New Casting	EA	13	\$	\$
SC-05	Adjust Inlet 1-Foot, or Greater & Provide New Casting	EA	2	\$	\$

Project 22-07
Curb Repair and Street Resurfacing

City of De Pere

ITEM	ITEM DESCRIPTION	UNIT	QUANTITY	UNIT PRICE	AMOUNT BID
SPECIAL CONSTRUCTION (Continued)					
SC-06	Adjust Manhole & Provide New Casting W/ 4-Inch Frame Height	EA	1	\$	\$
SC-07	Adjust Manhole Less than 1-Foot	EA	32	\$	\$
SC-08	Adjust Manhole 1-Foot or Greater	EA	18	\$	\$
SC-09	Adjust Manhole Less than 1-Foot & Provide New Casting	EA	6	\$	\$
SC-10	Adjust Manhole 1-Foot or Greater & Provide New Casting	EA	3	\$	\$
TOTAL BID PRICE:					\$

SECTION 00 43 13

CITY OF DE PERE

BID BOND

KNOW ALL MEN BY THESE PRESENTS: That _____,

as Principal, hereinafter called Principal, and _____,

as Surety, hereinafter called Surety, are held and firmly bound unto the City of De Pere, a municipal corporation of the State of Wisconsin, as Obligee, hereinafter called City, in the amount of _____ dollars (\$_____) for the payment whereof Principal and Surety bind themselves, their heirs, executors, administrators, successors and assigns, jointly and severally, firmly by these presence.

WHEREAS, Principal has made a proposal to the City for furnishing all materials, labor, tools, equipment and incidentals necessary to complete the work of Project 22-07 in accordance with drawings and specifications prepared by the Director of Public Works of said City, which proposal is by reference made a part hereof, and is hereinafter referred to as the BID.

NOW, THEREFORE, THE CONDITION OF THIS OBLIGATION is such that, if Principal shall be awarded the contract for said project and Principal shall enter into a contract in accordance with the BID, then this obligation shall be null and void; otherwise it shall remain in full force and effect, provided that:

1. The liability of Surety shall in no event exceed the penalty of this bond.
2. Any suits at law or proceedings, in equity brought or to be brought against Surety to recover any claim hereunder shall be executed within six (6) months from the date of this instrument.

Signed and sealed this _____ day of _____, 20____.

In the presence of:

WITNESS

PRINCIPAL (SEAL)

WITNESS

SURETY (SEAL)

SECTION 00 43 33

PROPOSED PRODUCTS FORM

The following is a list of material, type or model numbers and manufacturers used in the preparation of this proposal and to be used on this project:

ITEM

MATERIAL

SUPPLIER

Storm Sewer (PVC or RCP)

SECTION 00 43 36

TABULATION OF SUBCONTRACTORS

The following information is submitted which gives the name, business address, and portion of work for each subcontractor that will be used in the work if the bidder is awarded the contract, and no subcontractor doing work in excess of one-half of one percent of the total amount of the bid and who is not listed will be used without the written approval of the Engineer. Additional numbered pages outlining this portion of the proposal may be attached to this page.

PORTION OF WORK	BUSINESS NAME	BUSINESS ADDRESS
Concrete Driveway, Sidewalk Curb and Gutter		
Utility Repair and Construction		
Pavement Marking		
Milling		
Pulverizing		

SECTION 00 51 00

NOTICE OF AWARD

(Contractor)
(Contractor Name)
(Address)
(Address)

Project Description: 22-07 Curb Repair and Street Resurfacing

The City has considered the proposal submitted by you dated (BID DATE) for the above-described project in response to its Advertisement for Bids dated May 13, 2022 and May 20, 2022.

You are hereby notified that the Common Council of the City of De Pere has accepted your bid of (Contract Amount \$_____.00).

You are required to execute the Contract and furnish the required Performance Bond, Payment Bond and Certificates of Insurance within ten (10) calendar days from the date of this notice to you.

If you fail to execute said Agreement and to furnish said bonds within ten (10) days from the date of this notice, said City will be entitled to consider all your rights arising out of the City's acceptance of your bid as abandoned and as a forfeiture of your Bid Bond. The City will be entitled to such other rights as may be granted by law.

You are required to return an acknowledged copy of this NOTICE OF AWARD to the City.

Dated this _____ day of _____ 2022.

DEPARTMENT OF PUBLIC WORKS

BY: Eric P. Rakers, P.E.
City Engineer

ACCEPTANCE OF NOTICE

Receipt of the above NOTICE OF AWARD is hereby acknowledged by:

_____, this the _____ day of _____, 20____

By: _____

Title: _____

SECTION 00 52 13

CONTRACT

This Contract, made and entered into this day _____ (date to be affixed by City), by and between (Contractor Name), hereinafter called Contractor, and the City of De Pere, a municipal corporation of the State of Wisconsin, hereinafter called City.

WITNESSETH: That, in consideration of the covenants and agreements herein contained, to be performed by the parties hereto, and of the payments hereinafter agreed to be made, it is mutually agreed as follows:

ARTICLE I - SCOPE OF WORK

The Contractor shall furnish all materials and all equipment and labor necessary, and perform all work shown on the drawings and described in the specifications for the project entitled Project 22-07 Curb Repair and Street Resurfacing, all in accordance with the requirements and provisions of the following documents, which are hereby made a part of this Contract:

- (a) Advertisement for Bids, dated May 13, 2022 and May 20, 2022.
- (b) Drawings designated for Project 22-07 Curb Repair and Street Resurfacing dated May 13, 2022.
- (c) City of De Pere 2022 Construction Specifications.
- (d) Special Provisions dated May 13, 2022.
- (e) Proposal submitted by (Contractor Name) dated Bid Date.
- (f) Addenda No. _____ dated _____

ARTICLE II - TIME OF COMPLETION

- (a) The work to be performed under the Contract shall be commenced within (number spelled out) (____) calendar days after receipt of written notice to proceed. The work shall be completed within (Number spelled out) (____) calendar days) or (specific calendar dates) after receipt of Notice to Proceed.
- (b) Time is of the essence with respect to the date of completion herein above stated. Failure to complete the work within the number of calendar days stated in this Article, or interim dates included in the work sequence in Section 01 10 00, Summary of Work, including any extensions granted thereto, shall entitle the City to deduct from the monies due the Contractor an amount equal to Update based on 00 70 00 - General Conditions (Page 27)(\$) per day for each calendar day of delay in the completion of the work. Such amount shall be considered and treated not as a penalty but as liquidated damages, which the City will sustain, by failure of the Contractor to complete the work within the time stated.

ARTICLE III - PAYMENT

- (a) The Contract Sum. The City shall pay to the Contractor for the performance of the Contract the amounts determined for the total number of each of the following units of work completed at the unit price stated thereafter. The number of units contained in this schedule is approximate only, and the final payment shall be made for the actual number of units that are incorporated in or made necessary by the work covered by the Contract.
- (b) Progress Payments. The City shall make payments on account of the Contract as follows:
1. On not later than the fourth Friday of every month the Contractor shall present to the City an invoice covering an estimate of the amount and proportionate value of the work done as verified by the City under each item of work that has been completed from the start of the job up to and including the fourth Friday of the preceding month, and the value of the work so completed determined in accordance with the schedule of unit prices for such items, together with such supporting evidence as may be required. This invoice shall also include an allowance for the cost of such materials and equipment required in the permanent work as have been delivered to the site but not as yet incorporated in the work.
 2. On not later than the third week of the following month, the City shall, after deducting previous payments made, pay to the Contractor 95% of the amount of the approved invoice, retaining 5% of the estimate of work done until 50% of the work has been completed. At 50% completion of the work, the previous retainage shall not yet be paid, but further partial payments shall be made in full to the contractor without additional retainage being taken unless the engineer certifies that the work is not proceeding satisfactorily. If the work is not proceeding satisfactorily, additional amounts may be retained. After substantial completion, an amount retained may be paid to the contractor, keeping retained only such amount as is needed for the remaining work.
 3. The Contractor shall notify the City in writing when all work under this Contract has been completed. Upon receipt of such notice the City shall, within a reasonable time, make the final inspection and issue a final certificate stating that the work provided for in this Contract has been completed and is accepted under the terms and conditions thereof, and that the entire balance due the Contractor as noted in said final certificate is due and payable. Before issuance of the final certificate the Contractor shall submit evidence satisfactory to the City that payrolls, material bills, and other indebtedness connected with the work under this Contract have been paid. The City shall make final payment as soon after issuance of the final certificate as practicable.

ARTICLE IV – CONTRACT DOCUMENTS

(a) Contents

1. The Contract documents consist of the following:
 - a. This Contract (pages 00 52 13-1 to 0052-13-3, inclusive).
 - b. Payment bond (pages 00 61 13-1 to 00 61 13-2, inclusive).
 - c. Performance bond (page 00 61 16-1).
 - d. General Conditions (pages 00 70 00-1 to 00 70 00-27, inclusive).

- e. Specifications as listed in the table of contents of the Project Manual.
 - f. Drawings consisting of ____ sheets with each sheet bearing the following general title: ____ [or] the Drawings listed on attached sheet index.
 - g. Addenda (numbers ____ to ____ inclusive), dated ____.
 - h. Exhibits to this Agreement (enumerated as follows):
 - 1) Contractor's Bid (pages 00 41 13-1 to 00 41 13-3, inclusive).
 - 2) Bid Schedule – Unit Prices (Pages 00 41 43-1 to 00 41 43-, inclusive).
 - 3) Proposed Products Form (Page 00 43 33-1).
 - 4) Tabulation of Subcontractors (page 00 43 36-1).
 - 5) Documentation submitted by Contractor prior to Notice of Award (00 51 00-1).
 - i. The following which may be delivered or issued on or after the Effective Date of the Agreement and are not attached hereto:
 - 1) Notice to Proceed (Page 00 55 00-1).
 - 2) Change Orders.
2. The documents listed in Paragraph (a) Contents, are attached to this Agreement (except as expressly noted otherwise above).
3. There are no Contract Documents other than those listed above in this Article IV.

IN WITNESS WHEREOF, the parties hereto have executed this Contract, the day and year first written above.

_____ (WITNESS)	_____ (CONTRACTOR) (SEAL)
_____ (WITNESS)	BY: _____ _____ (TITLE) BY: _____ _____ (TITLE) CITY OF DE PERE (SEAL)

Approved as to Form By: _____ (City Attorney)

Sufficient funds are available to provide for the payment of this obligation.

_____ (COMPTROLLER)	_____ (MAYOR)	BY: _____ (CITY CLERK)
------------------------	------------------	---------------------------

SECTION 00 55 00

NOTICE TO PROCEED

Date: _____

(CONTRACTOR NAME)

(ADDRESS)

(ADDRESS)

Project Description: 22-07 Curb Repair and Street Resurfacing

You are hereby notified to commence work in accordance with the CONTRACT dated _____, within ten (10) days of this Notice. All work under this contract shall be completed within _____ (NUMBER IN WORDS) (___#) consecutive days from the start of construction or _____ (DATE) whichever comes first.

Department of Public Works

By: Eric P. Rakers, P.E.
Title: City Engineer

ACCEPTANCE OF NOTICE

Receipt of the above NOTICE TO PROCEED is hereby acknowledged by

_____, this _____ day of _____, 20____.
Company Name

Signature

BY: _____
Printed Name

TITLE: _____

SECTION 00 61 13

CITY OF DE PERE

PAYMENT BOND

KNOW ALL MEN BY THESE PRESENTS: That **(CONTRACTOR NAME)**, as Principal, hereinafter called Contractor, and _____, as Surety, hereinafter called Surety, are held and firmly bound unto the City of De Pere, a municipal corporation of the State of Wisconsin, as Obligee, hereinafter called the City, for the use and benefit of claimants as herein below defined in the **amount _____** **(CONTRACT AMT. SPELLED OUT) (\$_____)** for the payment whereof Contractor and Surety bind themselves, their heirs, executors, administrators, successors and assigns, jointly and severally, firmly by these presents.

WHEREAS, Contractor has by written agreement dated _____ (date to be affixed by City) entered into a contract with City for Project 22-07, in accordance with drawings and specifications prepared by the Director of Public Works of said City, which contract is by reference made a part hereof, and is hereinafter referred to as the CONTRACT.

NOW, THEREFORE, THE CONDITION OF THIS OBLIGATION is such that, if Contractor shall promptly make payments to all claimants as hereinafter defined, for all labor and material used or reasonably required for use in the performance of the CONTRACT, then this obligation shall be null and void; otherwise it shall remain in full force and effect, subject, however, to the following conditions.

1. A claimant is defined as one having a direct contract with Contractor or with a subcontractor of Contractor for labor, material, or both, used or reasonably required for use in the performance of the contract, labor and material being construed to include that part of water, gas, power, lights, heat, oil, gasoline, telephone service, or rental of equipment directly applicable to the contract.
2. The above named Contractor and Surety hereby jointly and severally agree with the City that every claimant as herein defined, who has not been paid in full before the expiration of a period of ninety (90) days after the date on which the last of such claimant's work or labor was done or performed, or materials were furnished by such claimant may sue on this bond for the use of such claimant in the name of the City, prosecute the suit to final judgment for such sum or sums as may be justly due claimant, and have execution thereon, provided, however, that the City shall not be liable for the payment of any costs or expenses of any such suit.
3. No suit or action shall be commenced hereunder by any claimant:
 - a. Unless claimant shall have given written notice to any two of the following: The Contractor, the City, or the Surety above named, within ninety (90) days after such claimant did or performed the last of the work or labor, or furnished the last of the materials for which said claim is made, stating with substantial accuracy the amount claimed and the name of the party to whom the materials were furnished, or for whom the work or labor was done or performed. Such notice shall be served by mailing the same by registered mail, postage prepaid, in an envelope addressed to the Contractor, City, or Surety, at any place where an office is regularly maintained for the transaction of business, or served in any manner in which legal process may be served in the State of Wisconsin, save that such service need not be made by a public officer.
 - b. After the expiration of one (1) year following the date on which Contractor ceased work on said CONTRACT.

Project 22-07
Curb Repair and Street Resurfacing

City of De Pere

- c. Other than in a state court of competent jurisdiction in and for the County or other political subdivision of the state in which the project, or any part thereof, is situated, or in the United States District Court for the district in which the project, or any part thereof, is situated, and not elsewhere.
4. The amount of this bond shall be reduced by and to the extent of any payment or payments made in good faith hereunder, inclusive of the payment by Surety of mechanics' liens, which may be filed or recorded against said improvement, whether or not claim for the amount of such lien be presented under and against this bond.

SIGNED AND SEALED THIS _____ DAY OF _____, 20__.

In Presence of:

(WITNESS)

(CONTRACTOR)

(WITNESS)

(SURETY)

SECTION 00 61 16

CITY OF DE PERE

PERFORMANCE BOND

KNOW ALL MEN BY THESE PRESENTS: That (CONTRACTOR'S NAME), as Principal, hereinafter called Contractor, and _____, as Surety, hereinafter called Surety, are held and firmly bound unto the City of De Pere, a municipal corporation of the State of Wisconsin, as Obligee, hereinafter called City, in the amount of (AMOUNT WRITTEN OUT) (\$_____) for the payment whereof Contractor and Surety bind themselves, their heirs, executors, administrators, successors and assign, jointly and severally, firmly by these presents.

WHEREAS, Contractor has by written agreement dated _____ (date to be affixed by City), entered into a contract with the City for Project 22-07, in accordance with drawings and specifications prepared by the Director of Public Works of said City, which contract is by reference made a part hereof, and is hereinafter referred to as the CONTRACT.

NOW THEREFORE, THE CONDITION OF THIS OBLIGATION is such that, if the Contractor shall promptly and faithfully perform said CONTRACT, then this obligation shall be null and void; otherwise it shall remain in full force and effect.

Whenever Contractor shall be, and declared by the City to be in default under the CONTRACT, the City having performed City's obligations there under, the Surety may promptly remedy the default, or shall promptly

1. Complete the CONTRACT in accordance with its terms and conditions or
2. Obtain a bid or bids for submission to City for completing the CONTRACT in accordance with its terms and conditions, and upon determination by the City and Surety of the lowest responsible bidder, arrange for a contract between such bidder and City make available as work progresses (even though there should be a default or succession of defaults under the contract or contracts of completion arranged under this paragraph) sufficient funds to pay the cost of completion less the balance of the contract price; but not exceeding, including other costs and damages for which the Surety may be liable hereunder, the amount set forth in the first paragraph hereof. The term "balance of the contract price" as used in this paragraph shall mean the total amount payable by City to Contractor under the CONTRACT and any amendments thereto, less the amount properly paid by City to Contractor.

Any suit under this bond must be instituted before the expiration of two (2) years from the date on which final payment under the CONTRACT falls due. No right of action shall accrue on this bond to or for the use of any person or corporation other than the owner named herein or the heirs, executors, administrators or successors of City.

SIGNED AND SEALED THIS _____ DAY OF _____, 20_____.

In the Presence of:

_____ (WITNESS)	_____ (CONTRACTOR)	_____ (SEAL)
_____ (WITNESS)	_____ (SURETY)	_____ (SEAL)

SECTION 00 62 76

APPLICATION FOR PAYMENT

Contractor's Application for Payment No.

Application Period:	Application Date:
Owner: City of De Pere	Contractor:
	Contractor's Project No.:

APPLICATION FOR PAYMENT

Change Order Summary

Approved Change Orders			1. ORIGINAL CONTRACT PRICE:.....	
Number	Additions	Deductions	2. Net change by Change Orders and Written Amendments (+ or -):.....	\$0.00
			3. CURRENT CONTRACT PRICE (Line 1 plus Line 2):.....	\$0.00
			4. Total completed and stored to date Column H on Progress Estimate:.....	\$0.00
			5. Retainage (per Agreement):	
			a. Work Completed - Column H (95% up to 50% of Contract or 2.5% of 100% of Contract)	\$0.00
Total	\$0.00	\$0.00	6. AMOUNT ELIGIBLE TO DATE (Line 4 minus 5).....	\$0.00
NET CHANGE BY CHANGE ORDERS:			7. LESS PREVIOUS PAYMENTS (Line 6 from prior Application).....	\$0.00
			8. AMOUNT DUE THIS APPLICATION (Line 6 minus Line 7).....	\$0.00

CONTRACTOR'S CERTIFICATION

The undersigned Contractor certifies that:(1) all previous progress payments received from Owner on account of Work done under Contract have been applied on account to discharge Contractor's legitimate obligations incurred in connection with Work covered by prior Applications for Payment; (2) title of all Work, materials and equipment incorporated in said Work or otherwise listed in or covered by this Application for Payment will pass to Owner at time of payment free and clear of all Liens, security interests and encumbrances (except such as are covered by a Bond acceptable to Owner indemnifying Owner against any such Liens, security interest or encumbrances); and (3) all Work covered by the Application for Payment is in accordance with the Contract Documents and is not defective.

By:	Date:

Payment of:	\$	
	(Line 8 or other - attach explanation of other amount)	
is recommended by:		
	(Contractor)	(Date)
Payment of:	\$	
	(Line 8 or other - attach explanation of other amount)	
is recommended by:		
	(Owner)	(Date)

SECTION 00 65 16

CERTIFICATE OF SUBSTANTIAL COMPLETION

Project:	
Owner:	Owner's Contract No.:
Contractor:	

This [tentative] [definitive] Certificate of Substantial Completion applies to:

☐ All Work under the Contract Documents: ☐ The following specified portions of the Work:

Date of Substantial Completion

The Work to which this Certificate applies has been inspected by authorized representatives of Contractor and Engineer, and found to be substantially complete. The Date of Substantial completion of the Project or portion thereof designated above is hereby declared and is also the date of commencement of applicable warranties required by the Contract Documents, except as stated below.

A [tentative] [definitive] list of items to be completed or corrected is attached hereto. This list may not be all-inclusive, and the failure to include any items on such list does not alter the responsibility of the Contractor to complete all Work in accordance with the Contract Documents.

The responsibilities between Owner and Contractor for security, operation, safety, maintenance, heat, utilities, insurance and warranties shall be as provided in the Contract Documents except as amended as follows:

☐ Amended Responsibilities ☐ Not Amended

Owner's Amended Responsibilities:

Contractor's Amended Responsibilities:

The following documents are attached to and made part of this Certificate:

This Certificate does not constitute an acceptance of Work not in accordance with the Contract Documents nor is it a release of Contractor's obligation to complete the Work in accordance with the Contract Documents.

Executed by Engineer

Date

Accepted by Contractor

Date

SECTION 01 10 00

SUMMARY OF WORK

PART 1 – GENERAL

1.1 SUMMARY

- A. Section Includes
 - 1. References
 - 2. Work Covered by the Contract Documents
 - 3. Work Sequence/Schedule
 - 4. Use of Premises
 - 5. Warranty
 - 6. Work by Others
 - 7. Project Utility Sources
 - 8. Miscellaneous Provisions

1.2 REFERENCES

- A. General Specifications. The work under this contract shall be in accordance with the City of De Pere, 2022 Construction Specifications and these Special Provisions and plans, and the latest edition of the Wisconsin Department of Transportation Standards Specifications for Highway and Structure Construction, where referenced in the City Specifications.
- B. Definitions. Any reference to the “state” or the “department” in said Standard Specifications shall mean the “City of De Pere” for the purposes of this contract.
- C. Industry Standards
 - 1. Unless the Contract Documents include more stringent requirements, applicable construction industry standards have the same force and effect as if bound or copied directly into the Contract Documents to the extent referenced. Such standards are made a part of the Contract Documents by reference.
 - 2. Comply with standards in effect as of date of the Contract Documents, unless otherwise indicated.
 - 3. If compliance with two or more standards is specified and the standards establish different or conflicting requirements for minimum quantities or quality levels, comply with the most stringent requirement.
 - 4. The quantity or quality level shown or specified shall be the minimum provided or performed. The actual installation may comply exactly with the minimum quantity or quality specified, or it may exceed the minimum within reasonable limits. To comply with these requirements, indicated numeric values are minimum or maximum, as appropriate, for the context of requirements.

5. Each section of the specifications generally includes a list of reference standards normally referred to in that respective section. The purpose of this list is to furnish the Contractor with a list of standards normally used for outlining the quality control desired on the project. The lists are not intended to be complete or all inclusive, but only a general reference of standards that are regularly referred to.
6. Each entity engaged in construction on the Project shall be familiar with industry standards applicable to its construction activity. Copies of applicable standards are not bound with the Contract Documents. Where copies of standards are needed to perform a required construction activity, obtain copies directly from the publication source and make them available on request.

1.3 WORK COVERED BY THE CONTRACT DOCUMENTS

A. Project Identification

1. Project Location

- a. Lemon Lane from Lawrence Drive to Samantha Street
 - b. Samantha Street from Lemon Lane to Meneau Lane
 - c. Meneau Lane from Samantha Street to Nick Lane
 - d. N. Carrington Lane from Ninth Street to S. Carrington Lane
 - e. S. Carrington Lane from N. Carrington Lane to Ninth Street
 - f. Stanek Lane from Countryside Drive to Drews Drive
 - g. Acreview Drive from Charles Street to Terminus
 - h. Jonathan Court from Acreview Drive to Terminus
 - i. Barbara Lane from Terminus to Nob Hill Lane
 - j. Nob Hill Lane from Barbara Lane to Terminus
 - k. Scout Way from Barbara Lane to Terminus
 - l. Lorrie Way from Barbara Lane to Terminus
 - m. N. Fox Croft Drive from Fox River Drive to S. Fox Croft Drive
 - n. S. Fox Croft Drive from N. Fox Croft Drive to Fox River Drive
 - o. Ledgeview Road from Lone Oak Road to East River Bridge
 - p. Lone Oak Road from Ledgeview Road to Merrill Street
 - q. American Boulevard cul-de-sac south of Garroman Drive
 - r. Garroman Drive from 225 feet East of Tipperary Trail to American Boulevard
 - s. Commerce Drive from Rockland Road to 250 feet North of Rockland Road
 - t. Patriot Park Basketball Court
 - u. Voyageur Park Parking Lot
 - v. VFW Park Access Road
 - w. City-wide asphalt and curb patches
2. Work will be performed under the following prime contract:
- a. 22-07 Curb Repair and Street Resurfacing

B. The Work includes:

1. Spot storm sewer repairs.
2. Spot sanitary sewer repairs.

3. Remove and replace concrete sidewalk, driveway, curb and gutter.
4. Milling asphaltic concrete pavement.
5. Pulverizing asphaltic concrete pavement.
6. Asphaltic concrete paving.
7. Asphaltic concrete pavement patching.
8. Pavement markings.
9. Erosion Control.
10. Landscaping restoration.
11. Manhole and inlet adjustment and repair.
12. Shouldering
13. Unclassified Excavation.

1.4 WORK SEQUENCE/SCHEDULE

- A. Project shall be completed by June 30, 2023.
- B. The reconstruction of the access road to the VFW Aquatic Center shall start after the pool closes for the summer. Work is anticipated to start on August 22, 2022.
- C. Work on Ledgeview Road and Lone Oak Road shall be completed by August 26, 2022 in advance of the 2022-2023 Unified School District of De Pere's first day of school.
 1. Bike to the Beat is scheduled for Saturday August 6, 2022 on Ledgeview Road. A paved surface shall be maintained through this date if resurfacing work is not completed in advance of the event. Spot concrete curb repairs will be permitted through this date if a paved surface is maintained.
- D. The resurfacing of the Voyageur Park parking lots shall be completed between September 12, 2022 and November 1, 2022. The City will provide message boards to notify the public of the parking impacts. Work shall be completed in two phases:
 1. The western looped parking area and drive aisles can be completed starting September 12. If work is still ongoing in this area, equipment shall be staged to allow parking on October 1 for the event listed in item 3 below and a paved or milled surface will be permitted. However, parking stalls do not need to be painted for this event. This portion of the parking lot shall be paved and painted prior to starting phase two.
 2. The northern parking lot area can be completed starting October 3, 2022. The entry from Front Street/William Street shall be completed during this phase.
 3. Green Bay Take Steps walk occurs on October 1, 2022.
- E. Patching work outlined in the plans shall be completed in 2022 and prior to mobilizing to any other street. The City reserves the right to an additional mobilization by November 1, 2022 for miscellaneous repairs that arise throughout the construction season.

- F. Work on American Boulevard, Garroman Drive, Commerce Drive and Patriot Park shall be completed by November 1, 2022.
- G. Construction on the following streets may be completed in 2022 or 2023. If construction is started on any street grouping in 2022, it shall be completed by November 1, 2022.
1. Street groups are as follows:
 - i. Lemon Lane, Samantha Street, and Meneau Drive
 - ii. N. Carrington Lane, S. Carrington Lane and Stanek Lane
 - iii. Acreview Drive and Jonathan Court
 - iv. Barbara Lane, Nob Hill Lane, Scout Way and Lorrie Way
 - a. On August 6, 2022 Bike to the beat will also be on Charles Street through the intersections of Scout Way, Lorrie Way, Nob Hill Lane, and Acreview Drive. Work shall be coordinated to avoid this date to prevent gravel surfaces in the intersection.
 - v. N. Fox Croft Drive and S. Fox Croft Drive
 2. Construction on streets postponed to 2023 may start in March while meeting the total working days allocated for a street segment.
- H. The calendar days listed below are the allowed time for each location from the beginning of construction of the street or site to the substantial completion of the area. Substantial completion is defined as having the street or site paved with the surface course of asphaltic concrete pavement and painted (if applicable):

Location	Calendar Days
Lemon Lane, Samantha Street, & Meneau Drive	21
N. Carrington Lane, S. Carrington Lane, & Stanek Lane	21
Acreview Drive & Jonathan Court	21
Barbara Lane, Nob Hill Lane, Scout Way, & Lorrie Way	35
N. Fox Croft Drive & S. Fox Croft Drive	21
Ledgeview Road & Lone Oak Road	35
American Boulevard & Garroman Drive	7
Commerce Drive	7
Patriot Park Basketball Court	7
Voyageur Park Parking Lot	21
VFW Park Access Road	14

- I. Conduct construction activities to maintain access to businesses and residences throughout construction.
- J. Topsoil, seed, and mulch shall be completed prior to asphaltic concrete pavement placement.

1.5 USE OF PREMISES

- A. Contractor shall have full use of the premises for construction operations, including use of the Project Site, as allowed by law, ordinances, permits, easement agreements and the Contract documents.
- B. Contractor's use of premises is limited only by Owner's right to perform work or to retain other contractors on portions of the Project.
- C. The Project Site is limited to property boundaries, rights-of-way, easements, and other areas designated in the Contract Documents.
- D. Provide protection and safekeeping of material and products stored on or off the premises.
- E. Move any stored material or products which interfere with operations of Owner or other Contractors.

1.6 WARRANTY

- A. The Contractor warrants and guarantees to the City that all work shall be in accordance with the Contract Documents and will not be defective. Prompt notice of all defects will be given to the Contractor. All defective work, whether or not in place, may be rejected, corrected or accepted as provided in this proposal.
- B. If within one (1) year after the date of contract work completion or such longer period of time as may be prescribed by law or by the terms of any applicable special guarantee required by the Contract Documents or by a special provision of the Contract Documents, any work is found to be defective, the Contractor shall comply in accordance with the City's written instructions. These written instructions will include either correcting such defective work or, if it has been rejected by the City, removing it from the site and replacing it with non-defective work. If the Contractor does not promptly comply with the terms of such instructions, or in an emergency where delay would cause serious risk or loss or damage, the City may have the defective work corrected or the rejected work removed and replaced. All direct and indirect costs of correction or removal and replacement of defective work, including compensation for additional professional services, shall be paid by the Contractor.

1.7 WORK BY OTHERS

- A. The City of De Pere Park Department will trim trees in conflict with construction if the City receives advanced notification. Questions regarding trees or landscaping that is bid as part of this contract can be directed to the Engineer.

- B. Owner has awarded a separate contract for performance of certain construction operations which will be conducted at the Project Site simultaneously with work under this Contract. This Contract includes the following:
 - 1. Project 22-03 Sewer Lining on Nob Hill from Charles Street to Terminus.
 - 2. Project 22-05 Sidewalk and Curb Repairs. The sidewalk repair area is on the west side of the Fox River south of Scheuring Road (CTH F).
- C. The Brown County Highway Department will be completing repairs on Scheuring Road (CTH F) while construction is ongoing for this project.
- D. Cooperate fully with separate contractors and/or Owner so work by others may be carried out smoothly, without interfering with or delaying work under this Contract.

1.8 PROJECT UTILITY SOURCES

- A. Green Bay Metropolitan Sewer District (NEW Water), Lisa Sarau, (lsarau@newwater.us) (920-438-1039)
- B. AT&T, Victoria Kassab, (yk352k@att.com) (920-202-4002)
- C. Wisconsin Public Service, Bob Laskowski, (rtlaskowski@wisconsinpublicservice.com) (920-617-2775)
- D. Charter, Vince Albin, (vince.albin@charter.com) (920-378-0444)
- E. Nsight, Rick Vincent, (rick.vincent@nsight.com) (920-617-7316)
- F. TDS Metrocom, Steve Jakubiec, (steve.jakubiec@tdstelecom.com) (920-882-4166)
- G. Net-Lec (Mi-Tech Services), Dennis Lafave, (dlafave@mi-tech.us) (920-619-9774)
- H. CenturyLink, Relocation Team, (relocations@lumen.com) (800-871-9244)
- I. Central Brown County Water Authority, Rob Michaelson, (rmichaelson@mpu.org) (920-686-4354)

1.9 MISCELLANEOUS PROVISIONS

- A. Notification to Residents- notify individually all residents and businesses 2-weeks prior to the start of operations, giving an estimated time that vehicle movement will be limited or prohibited. Property owners shall be notified 24-hours prior to closing a drive.

- B. Maintain access to properties during construction, excluding times when construction work is occurring directly in front of the drive or when curb and gutter and/or driveway is being replaced.
- C. Ingress and egress to the site of work for delivery of materials, hauling of excavation, daily construction activities and all vehicular traffic shall be as follows:

Location	Route
Lemon Lane, Samantha Street, & Meneau Drive	Lawrence Drive via Southbridge Road
N. Carrington Lane, S. Carrington Lane, & Stanek Lane	Ninth Street and Drews Drive via Scheuring Road
Acreview Drive & Jonathan Court	Charles Street via Webster Avenue
Barbara Lane, Nob Hill Lane, Scout Way, & Lorrie Way	Charles Street via Webster Avenue
N. Fox Croft Drive & S. Fox Croft Drive	Fox River Drive via Cook Street and S. Broadway
Ledgeview Road & Lone Oak Road	Ledgeview Road via Jordan Road and Merrill Street
American Boulevard & Garroman Drive	American Boulevard
Commerce Drive	Rockland Road via STH 32-57
Patriot Park Basketball Court	Colleen Lane via Lost Dauphin Road
Voyageur Park Parking Lot	William Street via N. Broadway
VFW Park Access Road	Grant Street

PART 2 – PRODUCTS

PART 3 – EXECUTION

END OF SECTION

SECTION 01 22 01

MEASUREMENT AND PAYMENT SANITARY SEWER

PART 1 – GENERAL

1.1 SUMMARY

- | | |
|-------------------------------|---------------------|
| A. Section includes: | <u>Bid Item No.</u> |
| 1. Sanitary Sewer Spot Repair | SS-01 & SS-02 |
| 2. Sanitary Sewer Manholes | SS-03 |
- B. Unit Prices include:
1. Defined work for each Unit Price Item which will provide a functionally complete Project when combined with all unit price items. If there are specific work items which the Contractor believes are not identified in any Unit Price Item, but is required to provide a functionally complete Project, then the identified specific work items shall be included in the appropriate Unit Price Item.
 2. The method of measurement for payment.
 3. The price per unit for payment.

1.2 GENERAL WORK ITEMS

- A. Include with the appropriate Unit Price Item the following work items which are common to the Unit Price Items for sanitary sewer systems.
- B. If there is a specific Unit Price Item for any of the following items, then the work item shall be included with that specific unit price item.
1. Traffic Control.
 2. Saw cutting asphalt and/or concrete.
 3. Removal, hauling and disposal of surface materials including road pavement, curb and gutter, sidewalk, driveways and other pavement surfaces in the trench area and as shown on the drawings.
 4. Dewatering.
 5. Bypass pumping.
 6. Excavation.
 7. Open Trench installation method (unless bid item specifies other method).
 8. Pipe Bedding.
 9. Backfilling and compacting native obtained from the excavation.
 10. Supplying, hauling, backfilling and compacting granular material.
 11. Loading, hauling and disposing of surplus excavated material.
 12. Landscaping – turf establishment surface restoration and trees and bushes damaged during construction.

13. Maintenance, protection, replacement and/or repair of facilities not designated for alteration on the Site beyond the limits identified.
14. Site access requirements including temporary aggregate material as required for local traffic access.
15. Bulkhead and abandoned existing sanitary sewer with flowable fill as shown on Drawings.
16. If crossing or undermining of existing public or private utility, then include:
 - a. Maintaining the utility in service.
 - b. Replacing of existing utilities, if damaged.
 - c. Providing support and bedding material.
17. Dust control.
18. Remove and replace existing mailboxes and traffic signs.
19. Restroom facilities.
20. Easement and right-of-way requirements.
21. Construction staking and other survey work not provided by the Engineer.
22. Regulatory requirements.
23. Preconstruction videotaping and video equipment.
24. Quality assurance and quality control testing and inspections.
25. Shop drawings and other submittals.

1.3 SANITARY SEWER SPOT REPAIR

- A. The unit price for Sanitary Sewer Spot Repair work includes:
 1. General Work Items of Article 1.2.
 2. Excavating
 3. Exposing sanitary sewer line for repairs.
 4. Remove and replace pipe (if applicable).
 5. Connection to existing sanitary sewer (if applicable).
 6. Repairing offset joints where present.
 7. Reconnecting to lateral where present with wye.
- B. Measurement for payment will be the actual number of repairs completed.
- C. The unit of measurement for payment is each.

1.4 SANITARY SEWER MANHOLES

- A. The unit price for Sanitary Sewer Manholes work includes:
 1. General Work Items of Article 1.2.
 2. Precast reinforced concrete components.
 3. Joint flexible gasket material.
 4. Resilient flexible connector between the manhole structure and the sewer pipe.
 5. Adjusting rings and bituminous plastic cement sealant at chimney.
 6. Manhole steps.

7. Manhole frame and cover (Neenah Foundry R-1500 Manhole Cover with Non-Rocking Lid or equal). Sanitary Sewer manhole covers shall have gaskets and concealed pick holes.
 8. Bedding material.
 9. Sewer pipe stub with connections and watertight plug (where required).
 10. Final casting adjustment.
- B. Measurement for payment will be the distance from the invert of the lowest sewer to the top of the frame and cover as set.
- C. The unit of measurement for payment is vertical feet.

END OF SECTION

SECTION 01 22 02

MEASUREMENT AND PAYMENT STORM SEWER

PART 1 – GENERAL

1.1 SUMMARY

- | | |
|--|-----------------------|
| A. Section includes: | <u>Bid Item No.</u> |
| 1. Storm Sewer Spot Repair | ST-01, ST-02 & ST-03 |
| 2. Storm Sewer Manholes | ST-04, ST-05, & ST-06 |
| 3. Catch Basin/Inlets | ST-07 |
| 4. Storm Sewer Mains (Granular Backfill) | ST-08 |
- B. Unit Prices include:
1. Defined work for each Unit Price Item which will provide a functionally complete Project when combined with all unit price items. If there are specific work items which the Contractor believes are not identified in any Unit Price Item, but is required to provide a functionally complete Project, then the identified specific work items shall be included in the appropriate Unit Price Item.
 2. The method of measurement for payment.
 3. The price per unit for payment.

1.2 GENERAL WORK ITEMS

- A. Include with the appropriate Unit Price Item the following work items which are common to the Unit Price Items for storm sewer systems.
- B. If there is a specific Unit Price Item for any of the following items, then the work item shall be included with that specific unit price item.
1. Traffic Control.
 2. Saw cutting asphalt and/or concrete.
 3. Removal, hauling and disposal of surface materials including road pavement, curb and gutter, sidewalk, driveways and other pavement surfaces in the trench area and as shown on the drawings.
 4. Dewatering.
 5. Excavation.
 6. Open trench installation method (unless bid item specifies other method).
 7. Pipe bedding.
 8. Backfilling and compacting native obtained from the excavation.
 9. Supplying, hauling, backfilling and compacting granular material.
 10. Loading, hauling and disposing of surplus excavated material.
 11. Landscaping – turf establishment surface restoration and trees and bushes damaged during construction.

12. Maintenance, protection, replacement and/or repair of facilities not designated for alteration on the Site beyond the limits identified.
13. Site access requirements including temporary aggregate material as required for local traffic access.
14. Bulkhead and abandon existing storm sewer with flowable fill as shown on drawings.
15. If crossing or undermining of existing public or private utility, then include:
 - a. Maintaining the utility in service.
 - b. Replacing of existing utilities, if damaged.
 - c. Providing support and bedding material.
16. Dust control.
17. Remove and replace existing mailboxes and traffic signs.
18. Restroom facilities.
19. Easement and right-of-way requirements.
20. Construction staking and other survey work not provided by the Engineer.
21. Regulatory requirements.
22. Preconstruction videotaping and video equipment.
23. Quality assurance and quality control testing and inspections.
24. Shop drawings and other submittals.

1.3 STORM SEWER SPOT REPAIR

- A. The unit price for Storm Sewer Spot Repair work includes:
 1. General Work Items of Article 1.2.
 2. Excavating
 3. Exposing storm sewer line for repairs.
 4. Remove and replace pipe (if applicable).
 5. Connection to existing storm sewer (if applicable).
 6. Repairing offset joints where present.
 7. Reconnecting to lateral where present with wye.
- B. Measurement for payment will be the actual number of repairs completed.
- C. The unit of measurement for payment is each.

1.4 STORM SEWER MANHOLES

- A. The unit price for Storm Sewer Manholes work includes:
 1. General Work Items of Article 1.2.
 2. Precast reinforced concrete components.
 3. Joint flexible gasket material.
 4. Grout seal between the manhole and structure and the sewer pipe.
 5. Adjusting rings and bituminous plastic cement sealant at chimney.
 6. Manhole steps.
 7. Manhole frame and cover.

8. Bedding material.
9. Sewer pipe stub with connections and watertight plug (where required).
10. Final casting adjustment.

B. Measurement for payment will be the distance from the invert of the lowest sewer to the top of the frame and cover as set.

C. The unit of measurement for payment is vertical feet.

1.5 CATCH BASIN/INLETS

A. The unit price for Catch Basin/Inlets work includes:

1. General Work Items of Article 1.2.
2. Precast reinforced concrete components.
3. Joint flexible gasket material.
4. Grout seal between the catch basin/inlet structure and the sewer pipe.
5. Adjusting rings grouted in place.
6. Casting frame and grate.
7. Bedding material.
8. Supply and install 6 to 10 feet of 4 inch flexible perforated plastic pipe with geotextile wrap subgrade drain.
9. Sand fill and Class "B" concrete floor and flow line.
10. Temporary cover over catch basin/inlet to prevent eroded materials from entering.
11. Final casting adjustment.

B. Measurement for payment will be the actual number installed.

C. The unit of measurement for payment is each.

1.6 STORM SEWER MAINS (GRANULAR BACKFILL)

A. The unit price for Storm Sewer Main (Granular Backfill) work includes:

General Work Items of Article 1.2.

1. Storm sewer pipe and fittings of material stated in the Unit Price Bid Schedule and installed using the open trench method.
2. Excavation, breakdown and removal of abandoned piping inside the trench area, including plugging of existing connections.
3. Excavation, breakdown and removal of abandoned pipeline structures inside the trench area, including plugging of existing connections.

B. Measurement of payment will be the actual horizontal length along the centerline of the installed sewer from centerline of the manhole to centerline of manhole with no deductions for manholes, sewer services branches and other fittings.

- C. The unit of measurement for payment is linear feet.

END OF SECTION

SECTION 01 22 04

MEASUREMENT AND PAYMENT STREET AND DRAINAGE CONSTRUCTION

PART 1 – GENERAL

1.1 SUMMARY

- | A. Section includes: | <u>Bid Item No.</u> |
|--|-------------------------------------|
| 1. Pulverize Asphaltic Concrete Pavement | SD-01 |
| 2. Mill Asphaltic Concrete Pavement | SD-02 & SD-03 |
| 3. Unclassified Excavation | SD-04 |
| 4. Crack Overmilling | SD-05 |
| 5. Shouldering | SD-06 & SD-07 |
| 6. Crushed Aggregate Base Course | SD-08 |
| 7. Asphaltic Concrete Pavement | SD-09, SD-10, SD-11, SD-12 & SD-13 |
| 8. Asphaltic Concrete Pavement Patch | SD-14 |
| 9. Portland Cement Concrete Curb and Gutter | SD-15 & SD-16 |
| 10. Portland Cement Concrete Driveway and Sidewalk | SD-17 & SD-18 |
| 11. Drilled Tie Bars | SD-19 |
| 12. Pavement Marking Epoxy Lines | SD-20, SD-22, SD-23, SD-24, & SD-25 |
| 13. Pavement Marking Epoxy Symbols | SD-21 |
- B. Unit Prices include:
1. Defined work for each Unit Price Item which will provide a functionally complete Project when combined with all unit price items. If there are specific work items which the Contractor believes are not identified in any Unit Price Item, but is required to provide a functionally complete Project, then the identified specific work items shall be included in the appropriate Unit Price Item.
 2. The method of measurement for payment.
 3. The price per unit for payment.

1.2 GENERAL WORK ITEMS

- A. Include with the appropriate Unit Price Item the following work items which are common to the Unit Price Items for street and drainage systems.
- B. If there is a specific Unit Price Item for any of the following items, then the work item shall be included with that specific unit price item.
1. Traffic Control.
 2. Saw cutting asphalt and/or concrete.
 3. Removal, hauling and disposal of surface materials including road pavement, curb and gutter, sidewalk, driveways and other pavement surfaces in the trench area and as shown on the drawings.

4. Maintenance, protection, replacement and/or repair of facilities not designated for alteration on the Site.
5. Site access requirements including temporary aggregate material as required for local traffic access.
6. Dust control.
7. Remove and replace existing mailboxes and traffic signs.
8. Restroom facilities.
9. Construction staking and other survey work not provided by the Engineer.
10. Regulatory requirements.
11. Quality assurance and quality control testing and inspections.
12. Final casting and valve box adjustment.
13. Shop drawings and other submittals.

1.3 PULVERIZE ASPHALTIC CONCRETE PAVEMENT

- A. The unit price for Pulverize Asphaltic Concrete Pavement work includes:
 1. General Work Items of Article 1.2.
 2. Pulverizing asphaltic concrete pavement with crushed aggregate base course to a depth of 8-inches.
 3. Compacting and fine grading of pulverized material.
 4. Removal of pulverized material to a depth shown on plans (where required).
 5. Salvaging and stockpiling of pulverized material for shouldering material (where required).
 6. Hauling and disposing of excess pulverized material.
- B. Measurement for payment will be the average horizontal length and width of the pulverized area.
- C. The unit of measurement for payment is square yards.

1.4 MILL ASPHALTIC CONCRETE PAVEMENT

- A. The unit price for Mill Asphaltic Concrete Pavement work includes:
 1. General Work Items of Article 1.2.
 2. Milling to length, width and depth as shown on Drawings or specified elsewhere.
 3. Hauling and disposing of millings.
 4. Cleaning of area milled.
- B. Measurement for payment will be the average horizontal length and width of roadway.
 1. Locations where asphaltic concrete pavement is milled 3- $\frac{3}{4}$ " deep are only paid for under the "Mill Asphaltic Concrete Pavement 3- $\frac{3}{4}$ " item. These areas are deducted from the quantity for the "Mill Asphaltic Concrete Pavement 1- $\frac{3}{4}$ " item.
- C. The unit of measurement for payment is square yards.

1.5 UNCLASSIFIED EXCAVATION

- A. The unit price for Unclassified Excavation work includes:
 - 1. General Work Items of Article 1.2.
 - 2. Removal of asphalt to depth available.
 - 3. Hauling and stockpiling asphalt.
 - 4. Excavation to subgrades shown on the Drawings.
 - 5. Hauling of unclassified material.
 - 6. Placing unclassified material in fill areas to subgrades shown on the Drawings and the subgrade required for placement of topsoil.
 - 7. Compaction of subgrade and fill areas.
 - 8. Test rolling subgrade.
 - 9. Excavation of undercut areas for placing topsoil.
 - 10. Respreading topsoil to final grades shown on the Drawings.
 - 11. Disposal of surplus topsoil, unclassified material and unsuitable material.
 - 12. Preparation of disposal site and transportation of material over an Engineer approved haul route from the site including all loading and dumping of material.
 - 13. Finish grading.
- B. Measurement of payment will not be made unless there is a change in project scope. The estimated quantity represents the computed volume by comparing the triangulated surfaces and will be the basis for payment.
- C. The unit of measurement for payment is cubic yards.

1.6 CRACK OVERMILLING

- A. The unit price for Crack Overmilling work includes:
 - 1. General Work Items of Article 1.2.
 - 2. Full depth mill, 2-feet in width over large cracks as specified in the field.
 - 3. Hauling and disposing of millings.
 - 4. Cleaning of area milled.
- B. Measurement for payment will be the length of cracks milled.
- C. The unit of measurement for payment is linear feet.

1.7 SHOULDERING

- A. The unit price for Shouldering work includes:
 - 1. General Work Items of Article 1.2.
 - 2. Aggregate material.
 - 3. Preparation of foundation.

4. Placing and compacting aggregate 2-feet wide to thickness and width shown on the Drawings or specified elsewhere.
5. Maintenance until surface pavement is constructed.
6. Preparation of crushed aggregate base for paving.
7. Adjustment of manholes and valve boxes to proposed finish road grade.
8. Matching into gravel driveways and newly placed crushed aggregate base course for gravel driveway aprons.

B. Measurement of payment will be the length of shouldering installed measured along the pavement edge.

C. The unit of measurement for payment is linear feet.

1.8 CRUSHED AGGREGATE BASE COURSE

A. The unit price for Crushed Aggregate Base and Surface Course work includes:

1. General Work Items of Article 1.2.
2. Aggregate material.
3. Preparation of foundation.
4. Placing and compacting to thickness and width shown on the Drawings or specified elsewhere.
5. Maintenance until surface pavement is constructed.
6. Preparation of crushed aggregate base for paving.
7. Adjustment of manholes and valve boxes to proposed finish road grade.

B. Measurement of payment will be the actual amount of material required and incorporated in the work verified by submitting to the Engineer delivery tickets provided with each load showing the weight measured on a certified scale, type of material, the date delivered and the project name. Aggregates in excess of seven percent (7%) total moisture determined based on the dry mass of the aggregates will have moisture content in excess of seven percent (7%) deducted from the measured weight.

C. The unit of measurement for payment is tons.

1.9 ASPHALTIC CONCRETE PAVEMENT

A. The unit price for Asphaltic Concrete Pavement work includes:

1. General Work Items of Article 1.2.
2. Asphaltic concrete mixture, tack coat and other required materials
3. Surface preparation.
4. Provide tack coat on base material.
5. Saw cutting and/or mill adjacent and abutting pavement surfaces.
6. Asphaltic concrete placement and compaction to thickness and width shown on the drawings or specified elsewhere.

7. Tack coat between asphaltic concrete courses and abutting pavements.
- B. Measurement for payment will be the actual amount of material required and incorporated in the work verified by submitting to the Engineer delivery tickets provided with each load showing the weight measured on a certified scale, type of material, the date delivered and the project name.
- C. The Unit Price shall be adjusted for deficiencies for less than minimum density represented by the average lot density of five nuclear density tests of 750 tons of asphaltic concrete placed as shown in the following table:

Density Deficiency-Percent of Unit Price for Payment	
%Lot Density Below Specified Minimum	WisDOT Mixes
From 0.5-1.0 inclusive	98%
From 1.1-1.5 inclusive	95%
From 1.6-2.0 inclusive	91%
From 2.1-2.5 inclusive	85%
From 2.6-3.0 inclusive	70%
More than 3.0	0%

- D. The unit of measurement for payment is tons.

1.10 ASPHALT CONCRETE PAVEMENT PATCH

- A. The unit price for Asphaltic Concrete Pavement Patch work includes:
1. General Work Items of Article 1.2.
 2. Saw cutting.
 3. Removal of existing, concrete, asphaltic concrete or aggregate material.
 4. Asphaltic concrete mixture, tack coat and other required materials.
 5. Surface preparation.
 6. Grading subgrade (where required).
 7. Asphaltic concrete placement and compaction to thickness matching surrounding pavements.
 8. Tack coat between asphaltic concrete courses and abutting pavements.
- B. Measurement of payment will be the average horizontal length and width of patch.
- C. The unit of measurement for payment is square yards.

1.11 PORTLAND CEMENT CONCRETE CURB AND GUTTER

- A. The unit price for Portland Cement Concrete Curb and Gutter work includes:
1. General Work Items of Article 1.2.

2. Providing Portland cement concrete mixture of size shown in the drawings or specified elsewhere.
3. Providing expansion joints.
4. Providing curing.
5. Existing curb and gutter removal.
6. Subgrade preparation.
7. Provide crushed aggregate base.
8. Fine grading of subgrade.
9. Providing contraction joints.
10. Driveway entrances and handicap ramp entrances.
11. Adjustment of catch basin/inlets.
12. Finishing.
13. Protection.
14. Restoration behind the curb.

B. Measurement for payment will be along the flow line of the gutter and through inlets/catch basins.

C. The unit of measurement for payment is linear feet.

1.12 PORTLAND CEMENT CONCRETE DRIVEWAY AND SIDEWALK

A. The unit price for Portland Cement Concrete Sidewalk and Driveway work includes:

1. General Work Items of Article 1.2.
2. Providing Portland cement concrete mixture of thickness shown in the drawings or specified elsewhere.
3. Providing reinforcement.
4. Providing expansion joint.
5. Providing curing.
6. Existing pavement removal.
7. Subgrade preparation.
8. Providing contraction joints.
9. Handicap ramps.
10. Sidewalk steps.
11. Saw cutting adjacent surfaces.
12. Finishing.
13. Protection.
14. Restoration.

B. Measurement for payment will be the average horizontal length and width of the concrete placed.

C. The unit of measurement for payment is square yards.

1.13 DRILLED TIE BARS

- A. The unit price for Drilling Tie Bars work includes:
 - 1. General Work Items of Article 1.2.
 - 2. Providing and installing tie bars, including coating.
 - 3. For drilling holes in concrete not placed under the contract.
 - 4. For epoxying or driving.
- B. Measurement for payment will be the actual number of bars installed.
 - 1. This item applies to concrete curb and gutter, sidewalk, and driveway.
 - 2. This item does not apply to concrete pavement and patches.
- C. The unit of measurement for payment is each.

1.14 PAVEMENT MARKING EPOXY LINES

- A. The unit price for Drilling Tie Bars work includes:
 - 1. General Work Items of Article 1.2.
 - 2. Providing and installing the pavement marking epoxy lines includes preparing the surface, including brush-off blasting of concrete, for providing all marking, including reflectorization with glass beads, for protecting marking until dry or cured, and for replacing marking improperly constructed or that fails during warranty period.
- B. Measurement for payment will be by the linear foot, calculated as follows:
 - 1. For solid lines, by adding the linear feet of solid line measured from end to end.
 - 2. For intermittent lines, by multiplying the specified length of the individual markings of the line by the number of markings in the intermittent line from end to end.
- C. The unit of measurement for payment is linear feet.

1.15 PAVEMENT MARKING EPOXY SYMBOLS

- A. The unit price for Pavement Marking Epoxy Symbols and Arrows work includes:
 - 1. General Work Items of Article 1.2.
 - 2. Providing and installing the pavement marking epoxy symbols includes preparing the surface, including brush-off blasting of concrete, for providing all marking, including reflectorization with glass beads, for protecting marking until dry or cured, and for replacing marking improperly constructed or that fails during the warranty period.
 - 3. For remarking if initially applies at less than 90% of the specified rate.
- B. Measurement for payment will be by each individual unit.
- C. The unit of measurement for payment is each.

END OF SECTION

SECTION 01 22 05

MEASUREMENT AND PAYMENT SPECIAL CONSTRUCTION

PART 1 – GENERAL

1.1 SUMMARY

- A. Section includes:
- | | <u>Bid Item No.</u> |
|---|---|
| 1. Inlet Protection Erosion Control | SC-01 |
| 2. Adjusting Existing Structure Frame and Casting | SC-02, SC-03, SC-04, SC-05, SC-06, SC-07
SC-08, SC-09, & SC-10 |
- B. Unit Prices include:
1. Defined work for each Unit Price Item which will provide a functionally complete Project when combined with all unit price items. If there are specific work items which the Contractor believes are not identified in any Unit Price Item, but is required to provide a functionally complete Project, then the identified specific work items shall be included in the appropriate Unit Price Item.
 2. The method of measurement for payment.
 3. The price per unit for payment.

1.2 GENERAL WORK ITEMS

- A. Include with the appropriate Unit Price Item the following work items which are common to the Unit Price Items for special construction.
- B. If there is a specific Unit Price Item for any of the following items, then the work item shall be included with that specific unit price item.
1. Traffic Control.
 2. Loading, hauling and disposing of surplus material.
 3. Maintenance, protection, replacement and/or repair of facilities not designated for alteration on the Site beyond the limits identified.
 4. Dust control.
 5. Restroom facilities.
 6. Construction staking and other survey work not provided by the Engineer.
 7. Regulatory requirements.
 8. Quality assurance and quality control testing and inspections.
 9. Shop drawings and other submittals.

1.7 INLET PROTECTION EROSION CONTROL

- A. The unit price for Inlet Protection Erosion Control work includes:
1. General Work Items of Article 1.2.

2. Provide geotextile and wood materials for type shown on the Drawings.
3. Placing inlet protection system.
4. Inspection and maintenance of the installed inlet protection.
5. Removal of the inlet protection.
6. Cleaning debris buildup around inlet.

- B. Measurement for payment will be actual number of inlet protection erosion control installed.
- C. The unit of measurement for payment is each.

1.11 ADJUST EXISTING STRUCTURE FRAME CASTING

- A. The unit price for Adjusting Existing Structure Frame Casting work includes:
1. General Work Items of Article 1.2.
 2. Milling and Excavation around existing structures to remove rings and casting.
 3. Removal of the casting and existing adjusting rings from the structure as required.
 4. Providing concrete adjusting rings and a 2-inch rubber riser ring from the WisDOT approved product list.
 5. Bituminous plastic cement sealing the exterior of the adjusting rings and casting.
 6. The ring will be secured to the precast section with a 3 ½ inch wide Kent Seal or equal.
 7. Above the concrete ring attach ¼ inch thru 3-inch-thick ring using two ⁵/₁₆ inch bead above and below the ring of sealant type as recommended by the rubber manufacturer.
 8. Initial and final adjustment.
 9. Backfilling and compacting.
 10. Replacement of casting as directed by the Engineer or as shown on the Drawings (where required).
- B. Measurement for payment will be the actual number of structure frame casting adjusted.
- C. The unit of measurement for payment is each.

END OF SECTION

SECTION 01 29 00

PAYMENT PROCEDURES

PART 1 – GENERAL

1.1 SUMMARY

- A. This section includes:
 - 1. Administrative and procedural requirements necessary to prepare and process Applications for Payment.

1.2 SCHEDULE OF VALUES

- A. Unit Price work will be the Schedule of Values used as the basis for reviewing Applications for Payment.

1.3 APPLICATIONS FOR PAYMENT

- A. Each Application for Payment shall be consistent with previous applications and payments as recommended by the Engineer and approved by Owner.
- B. The date for each progress payment should be the 3rd Wednesday of each month. The period covered by each Application for Payment starts on the day following the end of the preceding period and ends the 4th Friday of the Month.
- C. Use forms provided by Engineer for Applications for Payment. Sample copy of the Application for Payment and Continuation Sheet is included in Section 00 62 76.
- D. Application Preparation Procedures
 - 1. When requested by the Contractor, the Engineer will determine the actual quantities and classifications of Unit Price Work performed.
 - a. Preliminary determinations will be reviewed with the Contractor before completing Application for Payment.
 - b. Engineer will complete the Application for Payment based on Engineer's decision on actual quantities and classifications.
 - c. Engineer will submit three original copies of Application for Payment to Contractor for certification of all three original copies.
 - d. Contractor shall submit signed Application for payment to Owner for approval within time frame agreed to at the Preconstruction Conference.
 - 2. If payment is requested for materials and equipment not incorporated in the Work, then the following shall be submitted with the Application for Payment:
 - a. Evidence that materials and equipment are suitably stored at the site or at another location agreed to in writing.

- b. A bill of sale, invoice, or other documentation warranting that the materials and equipment are free and clear of all liens.
 - c. Evidence that the materials and equipment are covered by property insurance.
- 3. Complete every entry on form. Execute by a person authorized to sign legal documents on behalf of Contractor.
- E. With each Application for Payment, submit waivers of liens from subcontractors and suppliers for the construction period covered by the previous application.
 - 1. Submit partial waivers on each item for amount requested before deduction for retainage on each item.
 - 2. When an application shows completion for an item, submit final or full waivers.
 - 3. Owner reserves the right to designate which entities involved in the Work shall submit waivers.
 - 4. Submit final Application for Payment with or preceded by final waivers from every entity involved with performance of the Work covered by the application.
 - 5. Submit waivers of lien on forms executed in a manner acceptable to Owner.
- F. The following administrative actions and submittals shall precede or coincide with submittal of first Application for Payment:
 - 1. List of subcontractors.
 - 2. Schedule of Values (For Lump Sum Work).
 - 3. Contractor's construction schedule.
- G. Submit final Application for Payment with releases and supporting documentation not previously submitted and accepted including, but not limited, to the following:
 - 1. Evidence of completion of Project closeout requirements.
 - 2. Insurance certificates for products and completed operations where required and proof that taxes, fees, and similar obligations were paid.
 - 3. Updated final statement, accounting for final changes to the Contract Sum.
 - 4. Consent of Surety to Final Payment.
 - 5. Final lien waivers as evidence that claims have been settled.
 - 6. Final liquidated damages settlement statement.

PART 2 – PRODUCTS

PART 3 – EXECUTION

END OF SECTION

SECTION 01 32 33

CONSTRUCTION PHOTOGRAPHS

PART 1 – GENERAL

1.1 SUMMARY

- A. Section Includes:
 - 1. Photographs for utility construction sites.

1.2 SUBMITTALS

- A. Submit electronic files of each photographic view within seven (7) days of taking photographs.

1.3 QUALITY ASSURANCE

- A. Photographs are to be submitted to the Engineer for approval prior to the start of construction.

PART 2 – PRODUCTS

PART 3 – EXECUTION

3.1 UTILITY AND STREET CONSTRUCTION SITES

- A. Prior to start of construction provide sufficient photographs to adequately show the existing facilities and conditions within and adjacent to the construction Site to serve as a guide for final restoration including:
 - 1. Roads including shoulders and/or curb and gutter.
 - 2. Sidewalks, parking areas, and driveways.
 - 3. Utility structures.
 - 4. Landscaping including signs, plantings, walls, fences, trees, shrubbery, etc.
 - 5. Mailboxes.
 - 6. Drainage facilities including culverts, inlets, ditches.
 - 7. Building structures.
- B. During construction provide sufficient photographs (a minimum of one per 100 feet of installed utility) to adequately show construction means, methods, and Site conditions including:
 - 1. Crossings of other utilities.
 - 2. Exposure of existing structures.
 - 3. Soil conditions.

END OF SECTION

SECTION 01 33 00

SUBMITTALS

PART 1 – GENERAL

1.1 SUMMARY

- A. Section includes administrative and procedural requirements for submittals:
 - 1. Progress Schedule.
 - 2. Schedule of Shop Drawings and Sample Submittals.
 - 3. Shop Drawings.
- B. Failure to meet Submittal requirements to the satisfaction of the Engineer will constitute unsatisfactory performance of the work in accordance with the Contract Documents, therefore, the Engineer may recommend to the Owner that all or a portion of payments requested during the corresponding pay period be withheld until these requirements are met.

1.2 SUBMITTAL PROCEDURES

- A. Coordination: Transmit each submittal sufficiently in advance of performance of related construction activities to avoid delay.
 - 1. Coordinate each submittal with fabrication, purchasing, testing, delivery, other submittals, and related activities that require sequential activity.
 - 2. Coordinate transmittal of different types of submittals for related elements of the work so processing will not be delayed by the need to review submittals concurrently for coordination.
 - a. The Engineer reserves the right to withhold action on a submittal requiring coordination with other submittals until all related submittals are received.
 - 3. To avoid the need to delay installation as a result of the time required to process submittals, allow sufficient time for submittal review, including time for re-submittals.
 - a. Allow two weeks for initial submittal.
 - b. Allow two weeks for reprocessing each submittal.
 - c. No extension of Contract Time will be authorized because of failure to transmit submittals to the Engineer sufficiently in advance of the work to permit processing.
- B. Submittal Preparation: Place a permanent label or title block on each submittal for identification. Indicate the name of the entity that prepared each submittal on the label or title block.
 - 1. Assign a reference number to each submittal and re-submittal.
 - 2. Provide a space approximately four (4) by five (5) inches (100 by 125 mm) on the label or beside the title block on Shop Drawings to record the Contractor's review and approval markings and the action taken.
 - 3. Include the following information on the label for processing and recording action taken.

- a. Project name.
 - b. Date.
 - c. Name and address of the Engineer.
 - d. Name and address of the Contractor.
 - e. Name and address of the subcontractor.
 - f. Name and address of the supplier.
 - g. Name of the manufacturer.
 - h. Number and title of appropriate Specification Section.
 - i. Drawing number and detail references, as appropriate.
 4. Each submittal shall be stamped by the Contractor indicating that submittal was reviewed for conformance with the Contract Documents. The Engineer will not accept unstamped submittals.
- C. Submittal Transmittal: Package each submittal appropriately for transmittal and handling. Transmit each submittal to the Engineer. The Engineer will not accept submittals received from sources other than the Contractor.
1. On the transmittal, record relevant information and requests for Engineer action. On a form, or separate sheet, record deviations from Contract Document requirements, including variations, limitations, and justifications. Include Contractor's certification that information complies with Contract Document requirements.

1.3 CONTRACTOR'S PROGRESS SCHEDULE

- A. Prepare and submit to the Engineer within 10 (ten) days after the Effective Date of the Agreement, four copies of a preliminary progress schedule of the work activities from Notice to Proceed until Substantial Completion.
1. Provide sufficient detail of the work activities comprising the schedule to assure adequate planning and execution of the work, such that in the judgment of the Engineer, it provides an appropriate basis for monitoring and evaluation of the progress of the work. A work activity is defined as an activity which requires substantial time and resources (manpower, equipment, and/or material) to complete and must be performed before the contract is considered complete.
 2. The schedule shall indicate the sequence of work activities. Identify each activity with a description, start date, completion date and duration. Include, but do not limit to the following items, as appropriate to this contract:
 - a. Shop drawing review by the Engineer.
 - b. Excavation and grading.
 - c. Asphalt and concrete placement sequence.
 - d. Restoration.
 - e. Construction of various segments of utilities.
 - f. Subcontractor's items of work.
 - g. Allowance for inclement weather.
 - h. Contract interfaces, date of Substantial Completion.
 - i. Interfacing and sequencing with existing facilities and utilities.

- j. Sequencing of major construction activities.
 - k. Milestones and completion dates.
- B. Distribution: Following response to the initial submittal, print and distribute copies of the revised construction schedule to the Engineer, Subcontractors, and other parties required to comply with scheduled dates. When revisions are made, distribute to the same parties. Delete parties from distribution when they have completed their assigned portion of the work and are no longer involved in construction activities.
- C. Schedule Updating: Revise the schedule after each meeting, event, or activity where revisions have been recognized or made. Issue the updated schedule concurrently with the report of each meeting.
- D. Punch List: Prepare and submit to the Engineer within ten (10) days after substantial completion a detailed progress schedule for outstanding work and punch list items.

1.4 SCHEDULE OF SHOP DRAWINGS AND SAMPLE SUBMITTALS

- A. Submit four (4) hard copies or electronic copies of preliminary submittal schedule in accordance with the General Conditions of the Contract and as follows:
 - 1. Coordinate submittal schedule with the subcontractors, Schedule of Values, and of products as well as the Contractor's Progress Schedule.
 - 2. Prepare the schedule in chronological order. Provide the following information:
 - a. Scheduled date for the first submittal.
 - b. Related Section number.
 - c. Submittal category (Shop Drawings, Product Data, or Samples).
 - d. Name of the subcontractor.
 - e. Description of the part of the work covered.
 - f. Scheduled date for the Engineer's final release or approval.
- B. Distribution: Following response to the initial submittal, print and distribute copies of the revised construction schedule to the Engineer, Subcontractors, and other parties required to comply with scheduled dates. Post copies in the field office. When revisions are made, distribute to the same parties. Delete parties from distribution when they have completed their assigned portion of the work and are no longer involved in construction activities.
- C. Schedule Updating: Revise the schedule after each meeting or activity where revisions have been recognized or made. Issue the updated schedule concurrently with the report of each meeting.

1.5 SHOP DRAWINGS

- A. Submit newly prepared information drawn accurately to scale. Highlight, encircle, or otherwise indicate deviations from the Contract Documents. Do not reproduce Contract Documents or

copy standard information as the basis of Shop Drawings. Standard information prepared without specific reference to the Project is not a Shop Drawing.

- B. Collect product data into a single submittal for each element of construction of system. Product data includes printed information, such as manufacturer's installation instructions, catalog cuts, standard color charts, roughing-in diagrams and templates, standard wiring diagrams, and performance curves.
 - 1. Mark each copy to show actual product to be provided. Where printed Product Data includes information on several products that are not required, mark copies to indicate the applicable information. Include the following information:
 - a. Manufacturer's printed recommendations.
 - b. Compliance with trade association standards.
 - c. Compliance with recognized testing agency standards.
 - d. Application of testing agency labels and seals.
 - e. Notation of dimensions verified by field measurement.
 - f. Notation of coordination requirements.
- C. Do not use shop drawings without an appropriate final stamp indicating action taken.
- D. Submittals: Submit four (4) copies of each required submittal. The Engineer will retain two (2) copies, and return the others to the Contractor marked with action taken and corrections or modifications required.
- E. Distribution: Furnish copies of reviewed submittal to installers, subcontractors, suppliers, manufacturers, fabricators, and others required for performance of construction activities. Show distribution on transmittal forms. Maintain one copy at the project site for reference.
 - 1. Do not proceed with installation until a copy of the Shop drawing is in the Installer's possession.
 - 2. Do not permit use of unmarked copies of the Shop Drawing in connection with construction.

1.6 ENGINEER'S ACTION

- A. Except for submittals for the record or information, where action and return is required, the Engineer will review each submittal, mark to indicate action taken, and return promptly. The Engineer will stamp each submittal with a uniform action stamp. The Engineer will mark the stamp appropriately to indicate the action taken, as follows:
 - 1. "No Exceptions Taken": The work covered by the submittal may proceed provided it complies with notations or corrections on the submittal and requirements of the Contract Documents.
 - 2. "Make Corrections Noted": The work covered by the submittal may proceed provided it complies with notations or corrections on the submittal and requirements of the Contract Documents.

3. "Amend and Resubmit": Do not proceed with work covered by the submittal. Resubmit without delay. Do not use, or allow others to use, submittals marked "Amend and Resubmit" at the Project Site or elsewhere where work is in progress.
4. "Rejected – See Remarks": Do not proceed with work covered by the submittal. Resubmit without delay. Do not use, or allow others to use, submittals marked "Rejected and Resubmit" at the Project Site or elsewhere where work is in progress.

- B. Unsolicited Submittals: The Engineer will return unsolicited submittals to the sender without action.

PART 2 – PRODUCTS

PART 3 – EXECUTION

END OF SECTION

SECTION 01 41 00

REGULATORY REQUIREMENTS

PART 1 – GENERAL

1.1 SUMMARY

- A. Section Includes:
 - 1. Underground Utilities.
 - 2. Property Monuments.
 - 3. Traffic Control.

1.2 UNDERGROUND UTILITIES

- A. Under the provisions of Wisconsin Statutes, Section 182.0175, all contractors, subcontractors, and any firm or individual intending to do work on this Contract shall contact all utility firms in the affected area of construction a minimum of three (3) working days prior to beginning construction so that affected utilities will be located and marked.

1.3 PROPERTY MONUMENTS

- A. Protect iron pipe monuments from movement.
- B. The cost of replacement of any monuments moved or destroyed during construction shall be the Contractor's responsibility.
- C. Perpetuation of destroyed or moved monuments shall be performed in accordance with state statutes by a registered land surveyor.

1.4 TRAFFIC CONTROL

- A. Provide traffic control facilities including barricades, signs, lights, warning devices, pavement markings, flaggers, etc.
- B. Construct and use traffic control facilities in accordance with the U.S. D. O. T. Federal Highway Administration's Manual on Uniform Traffic Control Devices for Streets and Highways.
- C. Maintain traffic control devices as required to properly safeguard the public travel through final completion, including during periods of suspension of work.

PART 2 – PRODUCTS (Not used)

PART 3 – EXECUTION (Not used)

END OF SECTION

SECTION 01 71 23

FIELD ENGINEERING

PART 1 – GENERAL

1.1 SUMMARY

- A. Section Includes:
 - 1. Engineering Surveys Provided by the Engineer.
 - 2. Engineering Surveys Provided by the Contractor.

1.2 SUBMITTALS

- A. None

PART 2 – PRODUCTS (Not Used)

PART 3 – EXECUTION

3.1 PREPARATION

- A. Investigate and verify the existence and location of site improvements, utilities, and other existing facilities.
- B. Before construction, verify the location of invert elevations at points of connection of sanitary sewer, storm sewer, water piping and underground electrical services.
- C. Furnish information to the Engineer and the appropriate utility regarding conflicts that are necessary to adjust, move, or relocate existing utility structures, utility poles, lines, services, or other utility appurtenances located in or affected by construction.
- D. Provide the Engineer two (2) working days advance notification when ready for engineering surveys for construction to be provided by the Engineer.

3.2 ENGINEERING SURVEYS TO BE PROVIDED BY THE ENGINEER

- A. General
 - 1. Establish benchmarks for construction as shown on the drawings.
 - 2. Establish control points as shown on the drawings.
- B. Gravity Sewer Systems and Water Distribution Systems
 - 1. Provide construction reference stakes set for pipe construction location at critical changes in horizontal and vertical alignment.

2. Provide construction stakes for location of pipe at connections.

C. New Road Construction

1. Provide construction slope intercept stakes for horizontal and vertical alignment on each side of the road base on each cross section in the cross section sheets for requests received at least seventy-two (72) hours before the related work begins.
2. Provide construction reference stakes for subgrade at a minimum of fifty (50) foot intervals and maximum of one-hundred (100) foot intervals on tangents. Provide construction reference stakes for subgrade at twenty-five (25) foot intervals within vertical and horizontal curves. Provide a reference line stake at each location.
3. Provide construction reference stakes for top of crushed aggregate at a minimum of fifty (50) foot intervals and maximum of one-hundred (100) foot intervals on tangents. Provide construction reference stakes for top of crushed aggregate at twenty-five (25) foot intervals within vertical and horizontal curves. Provide a reference or centerline stake.

3.3 ENGINEERING SURVEYS TO BE PROVIDED BY THE CONTRACTOR

A. General

1. Locate, preserve and protect established construction reference stakes, benchmarks and control points.
2. Locate, preserve and protect property corners and section corner monuments. If moved or destroyed due to Contractor negligence, then replace in accordance with state requirements; some of which are referenced in the "Regulatory Requirements".
3. Provide additional construction staking as necessary to complete construction based on the construction reference stakes provided by the Engineer and the Drawings.
4. Before beginning with necessary construction staking, verify the information shown on the Drawings, in relation to the established construction reference stakes, bench marks, control points and property corners. Notify the Engineer of any discrepancies.
5. Remove construction reference stakes when directed by the Engineer.

B. Gravity Sewer Systems and Water Distribution Systems

1. Provide any intermediate construction reference points as required to verify installation at the line and grade established and locate appurtenant structures.
2. Check the line and grade with construction reference stakes at each pipe length.

C. New Road Construction

1. Provide additional construction reference stakes necessary to establish location and grade in accordance with the plans.

END OF SECTION

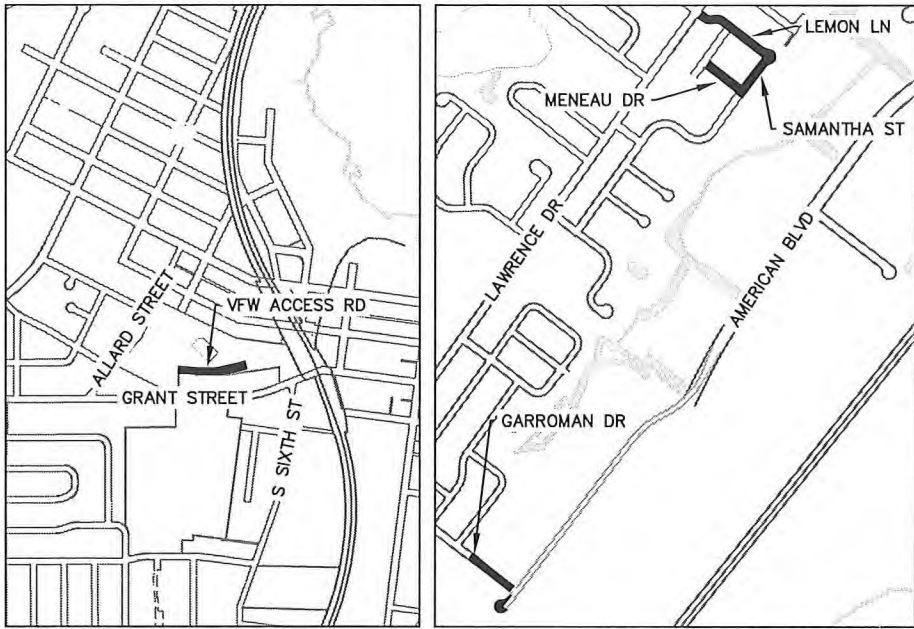
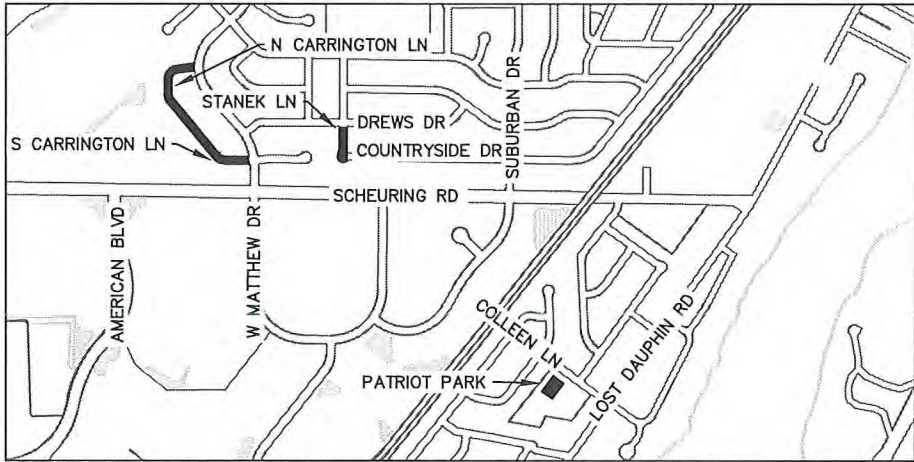
PROJECT# 22-07

CURB REPAIR AND STREET RESURFACING

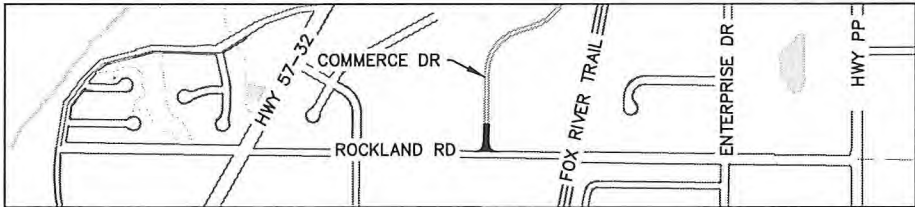
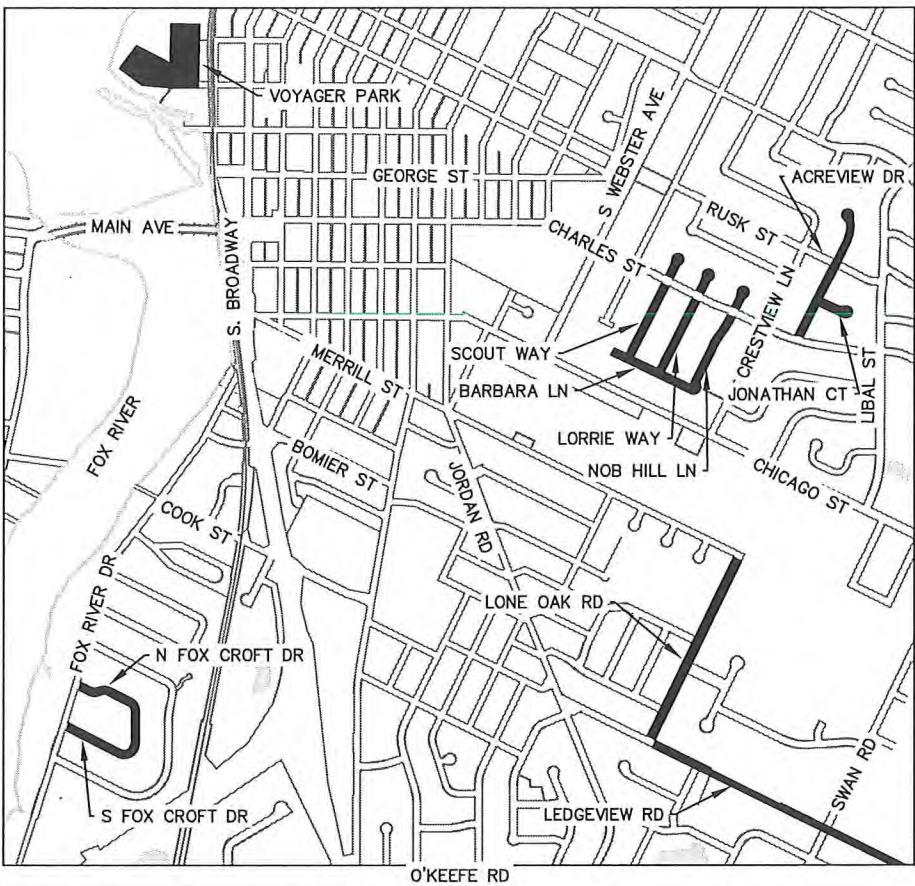
CITY OF DE PERE



ENGINEER DIVISION
925 S. SIXTH ST
DE PERE, WI 54115



WEST SIDE SITE LOCATION MAPS
N.T.S.



EAST SIDE SITE LOCATION MAPS
N.T.S.

SHEET NO.	DESCRIPTION
G001	TITLE SHEET
G002	STANDARD ABBREVIATION & SYMBOLS
G003-G005	TYPICAL SECTIONS
C101 - C102	LEMON LANE PLAN SHEETS
C103	SAMANTHA STREET PLAN SHEETS
C104	MENEAU DRIVE PLAN SHEET
C105 - C106	S.CARRINGTON LANE PLAN SHEETS
C107	N. CARRINGTON LANE PLAN SHEETS
C108	STANEK LANE PLAN SHEETS
C109 - C111	ACREVIEW DRIVE PLAN SHEET
C112	JONATHAN COURT PLAN SHEETS
C113 - C114	BARBARA LANE PLAN SHEETS
C115 - C116	NOB HILL LANE PLAN SHEETS
C117 - C118	SCOUT WAY PLAN SHEETS
C119 - C120	LORRIE WAY PLAN SHEETS
C121	S. FOX CROFT PLAN SHEET
C122 - C123	N. FOX CROFT PLAN SHEETS
C124 - C132	LEDGEVIEW ROAD PLAN SHEETS
C133 - C136	LONE OAK ROAD PLAN SHEETS
C137	GARROMAN DRIVE & AMERICAN BLVD PLAN SHEET
C138	COMMERCE DRIVE PLAN SHEET
C139	PATRIOT PARK PLAN SHEET
C140	VOYAGEUR PARK PLAN SHEET
C141	VFW ACCESS ROAD
C301-C303	VFW ACCESS ROAD CROSS SECTIONS
C401	ASPHALT AND CONCRETE SPOT REPAIRS
C501-C502	CONSTRUCTION DETAILS

CITY OF DE PERE
BOARD OF PUBLIC WORKS

5/18/22

DATE

E.P. Rakera

CITY ENGINEER

5/18/22

DATE

James M. Dlo

CITY ADMINISTRATOR

5/18/22

DATE

John D. Dlo

MAYOR

STAMPS:



5/18/2022

LIST OF STANDARD ABBREVIATIONS

ADT	AVERAGE DAILY TRAFFIC	N	NORTH
AGGR	AGGREGATE	NB	NORTHBOUND
AH	AHEAD	NC	NORMAL CROWN
ASPH	ASPHALT	NE	NORTHEAST
B/B	BACK TO BACK	NO	NUMBER
BARR	BARRICADE	NTS	NOT TO SCALE
BC	BACK OF CURB	NW	NORTHWEST
BK	BACK	O	OIL
BL	BASELINE	O&C	OIL AND CHIP
BLDG	BUILDING	OBLIT	OBLITERATE
BM	BENCHMARK	OD	OUTSIDE DIAMETER
BOW	BACK OF SIDEWALK	PC	POINT OF CURVATURE
BSMT	BASEMENT	PCC	POINT OF COMPOUND CURVE
C	CUT	PCC	PORTLAND CEMENT CONCRETE
C&G	CURB AND GUTTER	PED	PEDESTAL
C/C	CENTER TO CENTER	PLE	PERMANENT LIMITED EASEMENT
CABC	CRUSHED AGGREGATE BASE COURSE	PVMT	PAVEMENT
CB	CATCH BASIN	PE	PRIVATE ENTRANCE
CE	CONSTRUCTION ENTRANCE	PI	POINT OF INTERSECTION
CI	CAST IRON PIPE	PJF	PRE-FORMED JOINT FILLER
CL	CENTERLINE	PL	PROPERTY LINE
CMP	CORRUGATED METAL PIPE	POC	POINT OF CURVE
CNTY	COUNTY	POT	POINT ON TANGENT
CO	CLEANOUT	PP	POLYETHYLENE
CONC	CONCRETE	PRC	POINT OF REVERSE CURVATURE
CONSTR	CONSTRUCTION	PROJ	PROJECT
CONSTR JT	CONSTRUCTION JOINT	PROP	PROPOSED
CORP	CORPORATION	PSI	POUND PER SQUARE INCH
CP	CONTROL POINT	PT	POINT OF TANGENCY
CTH	COUNTY TRUNK HIGHWAY	PVC	POLYVINYL CHLORIDE
CTRL JT	CONTROL JOINT	R	RANGE OR RADIUS
CTV	CABLE TV	RCP	REINFORCED CONCRETE PIPE
CY	CUBIC YARD	REBAR	REINFORCEMENT BAR
D	DEPTH	REL	RELOCATE
DIA	DIAMETER	REM	REMAINING
DI	DUCTILE IRON PIPE	REQD	REQUIRED
DISCH	DISCHARGE	RL	REFERENCE LINE
DW	DRIVEWAY	ROW	RIGHT OF WAY
E	EAST (SEE ELEC BELOW)	RP	REFERENCE POINT
EA	EACH	RR	RAILROAD
EB	EASTBOUND	RT	RIGHT
EBS	EXCAVATION BELOW SUBGRADE	RW	RETAINING WALL
ECS	EXTERNAL CHIMNEY SEAL	S	SOUTH
EL	ELEVATION	SALV	SALVAGE
ELEC	ELECTRIC (E WHEN USED IN LINE STYLE)	SAN	SANITARY
EMB	EMBANKMENT	SB	SOUTHBOUND
ENTR	ENTRANCE	SDWK	SIDEWALK
EP	EDGE OF PAVEMENT	SE	SOUTHEAST
EW	ENDWALL	SF	SQUARE FEET
EXC	EXCAVATION	SHLDR	SHOULDER
EXIST	EXISTING	SY	SQUARE YARD
F	FILL	SS	STORM SEWER
F/F	FACE TO FACE	SSD	STOPPING SIGHT DISTANCE
FDN	FOUNDATION	ST	STREET
FE	FIELD ENTRANCE	STA	STATION
FERT	FERTILIZER	STD	STANDARD
FIN GR	FINISHED GRADE	STH	STATE HIGHWAY TRUNK
FL	FLOWLINE	STM	STORM
FO	FIBER OPTIC	STP	SEWAGE TREATMENT PLANT
FOW	FRONT OF SIDEWALK	STRUCT	STRUCTURE OR STRUCTURAL
FT	FOOT	SW	SOUTHWEST
FTG	FOOTING	TAN	TANGENT
G	GAS	T	TOWN (T WHEN USED FOR TELEPHONE LINE)
GV	GAS VALVE	TEL	TELEPHONE
GW	GUY WIRE	TEMP	TEMPORARY
HDPE	HIGH DENSITY POLYETHYLENE	TLE	TEMPORARY LIMITED EASEMENT
HR	HANDICAP RAMP	TOC	TOP OF CURB
HSE	HOUSE	TOW	TOP OF WATER
HT	HEIGHT	TRANS	TRANSITION
HYD	HYDRANT	TYP	TYPICAL
I	INTERSECTION ANGLE	UG	UNDERGROUND
ICS	INTERNAL CHIMNEY SEAL	USH	US HIGHWAY
ID	INSIDE DIAMETER	VC	VERTICAL CURVE
IN	INCH	VERT	VERTICAL
INL	INLET	VOL	VOLUME
INTERS	INTERSECTION	VPC	VERTICAL POINT OF CURVATURE
INV	INVERT	VPI	VERTICAL POINT OF INTERSECTION
IP	IRON PIPE OR PIN	VPRC	VERTICAL POINT OF REVERSE CURVE
JCT	JUNCTION	VPT	VERTICAL POINT OF TANGENCY
L	LENGTH (OF CURVE)	W	WEST
LC	LONG CHORD OF CURVE	WB	WESTBOUND
LP	LIGHTPOLE	WM	WATERMAIN
LS	LIFT STATION OR LUMP SUM	WSO	WATER SHUTOFF VALVE
LT	LEFT	WTP	WATER TREATMENT PLANT
MAINT	MAINTENANCE	WV	WATER VALVE
MATL	MATERIAL	WWTP	WASTE WATER TREATMENT PLANT
MB	MAILBOX	YD	YARD
MH	MANHOLE		
MP	MARKER POST		

MAPPING & TOPOGRAPHY SYMBOLOGY

DESCRIPTION	SYMBOL	
	EXISTING	PROPOSED
BENCHMARK		
BUSH		
CATCH BASIN		
CABLE TV BOX		
CONTROL POINT		
ELECTRICAL BOX		
EROSION CONTROL - INLET		
FIELD INLET		
GAS VALVE		
HEDGE		
HYDRANT		
IRON PIPE		
LIGHTPOLE		
MAILBOX		
MANHOLE ELECTRIC		
MANHOLE SANITARY		
MANHOLE STORM		
MONITORING WELL		
POWER POLE		
LIGHT POLE		
SIGN		
SIGNAL HEAD, TRAFFIC SIGNAL STANDARD, PEDESTAL BASE		
SIGNAL HEAD, TRAFFIC SIGNAL POLE, TRANSFORMER BASE		
STUMP		
TELEPHONE MANHOLE		
TELEPHONE PEDESTAL		
TREE		
WELL		
WATER SERVICE VALVE		
BUTTERFLY WATER VALVE		
WATER VALVE		

GENERAL CONSTRUCTION NOTES:

- ALL ELEVATIONS ARE REFERENCED TO NAVD 88.
- THE WORK UNDER THIS CONTRACT SHALL BE IN ACCORDANCE WITH THE CITY OF DE PERE, CURRENT CONSTRUCTION SPECIFICATIONS AND THESE SPECIAL PROVISIONS AND PLANS, AND THE LATEST ADDITION OF THE WISCONSIN DEPARTMENT OF TRANSPORTATION STANDARDS SPECIFICATIONS FOR HIGHWAY AND STRUCTURE CONSTRUCTION SPECIFICATIONS, LATEST EDITION, WHERE REFERENCED IN THE CITY SPECIFICATIONS.
- ALL EROSION CONTROL MEASURES SHALL BE IN PLACE PRIOR TO CONSTRUCTION AND SHALL CONFIRM TO THE WISCONSIN DEPARTMENT OF NATURAL RESOURCES CONSTRUCTION SITE EROSION CONTROL AND TECHNICAL STANDARDS.
- EXISTING UTILITIES SHOWN ON THE PLANS ARE APPROXIMATE. THE CONTRACTOR SHALL BE RESPONSIBLE FOR OBTAINING EXACT LOCATIONS AND ELEVATIONS OF ALL UTILITIES. WHETHER SHOWN OR NOT, FROM THE OWNERS OF THE RESPECTIVE UTILITIES. ALL UTILITIES OWNERS SHALL BE NOTIFIED BY THE CONTRACTOR 72 HOURS PRIOR TO EXCAVATION.

MAPPING & TOPOGRAPHY SYMBOLOGY

DESCRIPTION	SYMBOL	
	PLAN	
EXISTING SANITARY SEWER LINE	(SIZE AND MATERIAL) San	
PROPOSED SANITARY SEWER LINE	100'-8" PVC SAN San	
EXISTING STORM SEWER LINE	(SIZE AND MATERIAL) ST	
PROPOSED STORM SEWER LINE	100'-8" PVC STM ST	
EXISTING WATER MAIN LINE	(SIZE AND MATERIAL) W	
PROPOSED WATER MAIN LINE	100'-8" PVC WM (TEE-BEND) W	
EXISTING ELECTRICAL LINE	E	
EXISTING GAS MAIN LINE	G	
EXISTING TELEPHONE LINE	T	
EXISTING CABLE TV LINE	TV	
EXISTING SANITARY LATERAL	San	
EXISTING WATER SERVICE	W	
RIGHT OF WAY	ROW	
PROPERTY LINE	PL	
EASEMENT	Esm	
SILT FENCE EROSION CONTROL		
EXISTING FIBER OPTIC	FO	
EXISTING MAJOR CONTOUR	615	
EXISTING MINOR CONTOUR	612	
PROPOSED MAJOR CONTOUR	615	
PROPOSED MINOR CONTOUR	612	

PROFILE

EXISTING SANITARY SEWER LINE	(SIZE AND MATERIAL)
PROPOSED SANITARY SEWER LINE	100'-8" PVC SAN @ 0.40%
EXISTING STORM SEWER LINE	(SIZE AND MATERIAL)
PROPOSED STORM SEWER LINE	100'-8" PVC STM @ 1.0%
EXISTING WATER MAIN LINE	(SIZE AND MATERIAL)
PROPOSED WATER MAIN LINE	PROPOSE 8" PVC WM

PATCH SYMBOLS

ASPHALTIC CONCRETE PAVEMENT		CRUSHED AGGREGATE BASE COURSE	
PORTLAND CEMENT CONCRETE			

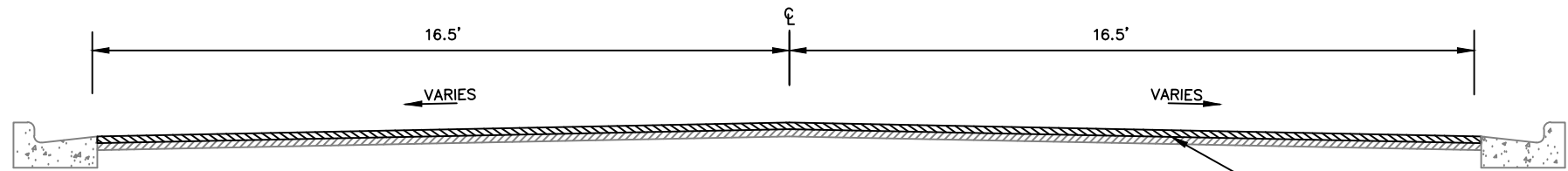
CITY OF DE PERE

ENGINEERING DIVISION 925 S. SIXTH ST DE PERE WI 54115
OFFICE 920-339-4060 FAX 920-339-4071

STANDARD ABBREVIATIONS
AND SYMBOLS

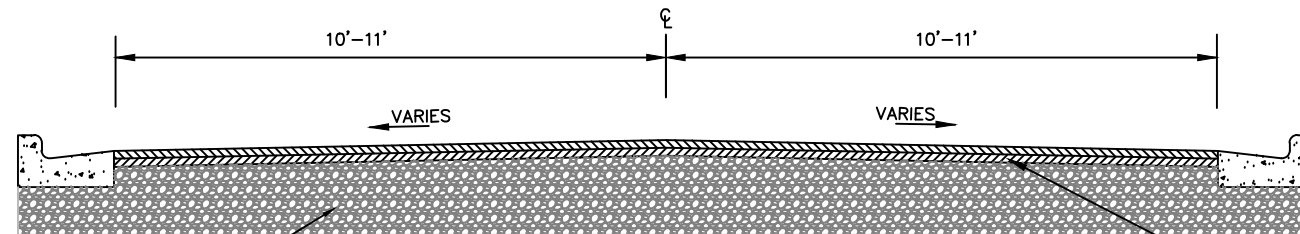
NAME: CURB REPAIR AND STREET RESURFACING
PROJECT # 22-07

NO.	DATE	BY	REVISIONS / ISSUES		PAGE NO.
			REMARKS		
					G002



MILL 1 3/4" ASPHALTIC CONCRETE PAVEMENT AND
RELAY 2" OF ASPHALTIC CONCRETE PAVEMENT SURFACE 4LT 58-28S

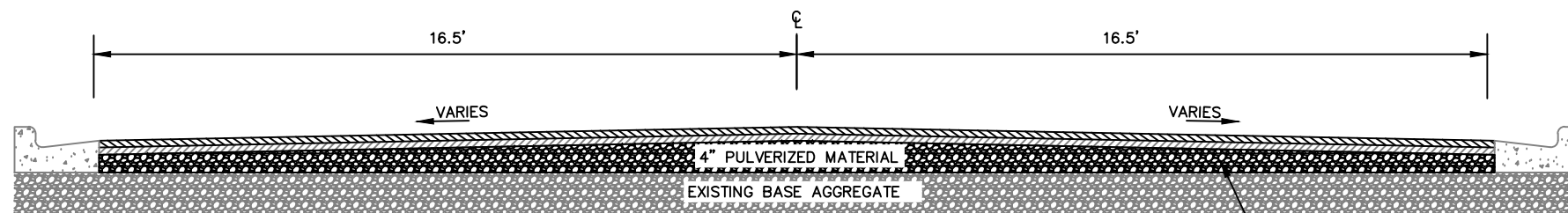
LEMON LANE, SAMANTHA STREET, MENEAU DRIVE, S. CARRINGTON LANE, N.
CARRINGTON LANE, STANEK LANE, ACREVIEW DRIVE, JONATHAN COURT,
BARBARA LANE, NOB HILL LANE, SCOUT WAY, LORRIE WAY, S. FOX CROFT
DRIVE, N. FOX CROFT DRIVE



EXCAVATE 19" OF ASPHALTIC CONCRETE
PAVEMENT AND EXISTING ROAD BASE
PLACE 15" 1 1/4" CABG

VFW ACCESS ROAD

RELAY 2 1/4" OF ASPHALTIC CONCRETE PAVEMENT BINDER 3LT
58-28S
RELAY 1 3/4" OF ASPHALTIC CONCRETE PAVEMENT SURFACE 4LT
58-28S



LONE OAK ROAD, LEDGEVIEW ROAD (LONE OAK ROAD TO SWAN)

PULVERIZE EXISTING ASPHALTIC PAVEMENT TO A DEPTH OF 8"
REMOVE 4" PULVERIZED MATERIAL
AND RELAY 2 1/4" OF ASPHALTIC CONCRETE PAVEMENT BINDER 3LT 58-28S
AND 1 3/4" OF ASPHALTIC CONCRETE PAVEMENT SURFACE 4LT 58-28S



CITY OF DE PERE

ENGINEERING DIVISION 925 S. SIXTH ST DE PERE WI 54115
OFFICE 920-339-4061 FAX 920-339-4071

TYPICAL SECTIONS

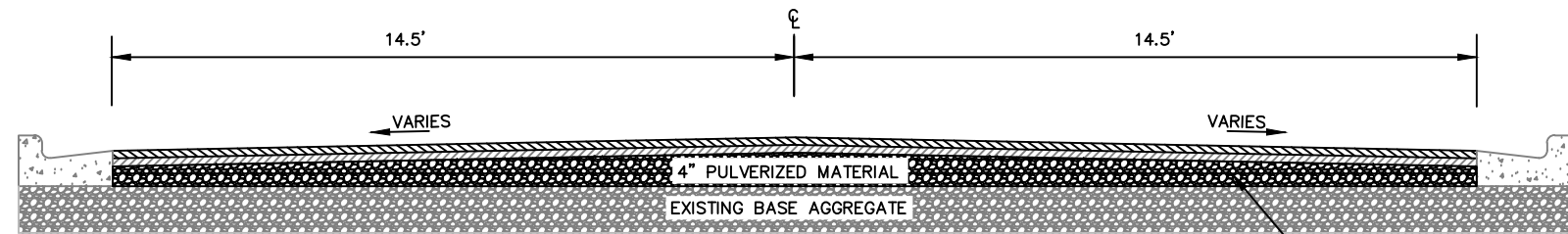
NAME: CURB REPAIR AND
STREET RESURFACING
PROJECT # 22-07

	BY	DATE
SURVEYED		
DRAWN	MJT	10-2021
DESIGNED	CKK	10-2021
CHECKED	EPR	03-2022

REVISIONS / ISSUES			
NO.	DATE	BY	REMARKS

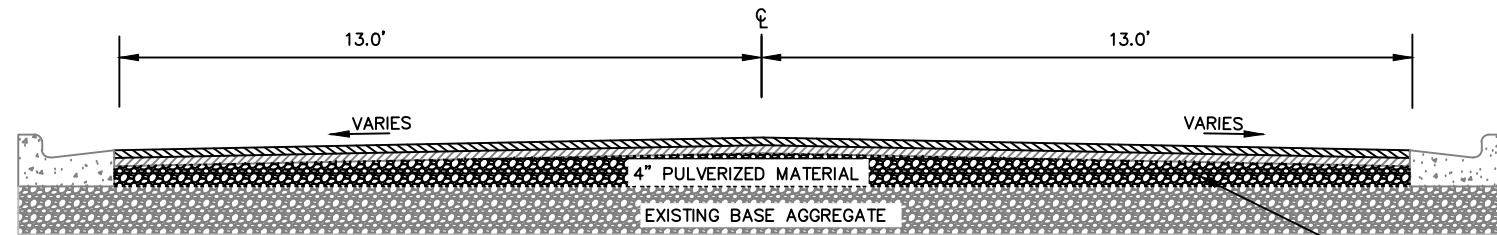
PAGE
NO.

G003



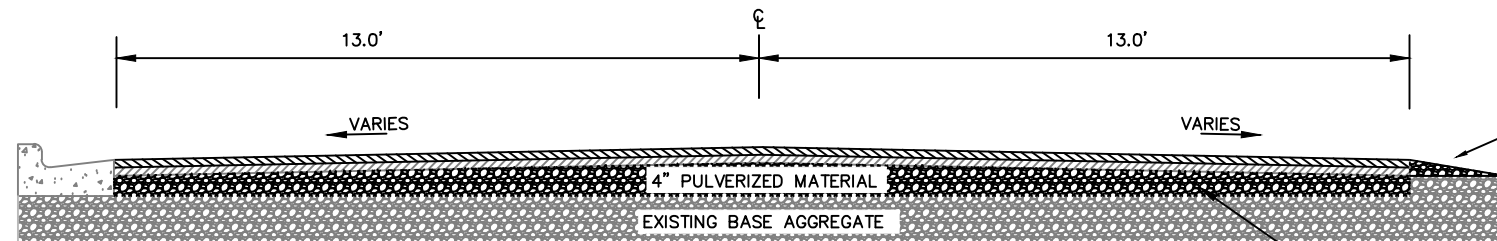
LEDGEVIEW ROAD (SWAN TO 750' E/O SWAN)

PULVERIZE EXISTING ASPHALTIC PAVEMENT TO A DEPTH OF 8"
 REMOVE 4" PULVERIZED MATERIAL
 AND RELAY 2 1/4" OF ASPHALTIC CONCRETE PAVEMENT BINDER 3LT 58-28S
 AND 1 3/4" OF ASPHALTIC CONCRETE PAVEMENT SURFACE 4LT 58-28S



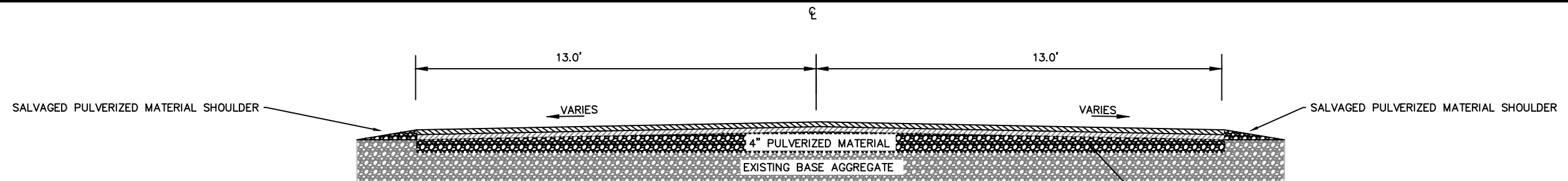
LEDGEVIEW ROAD (750' E/O SWAN TO 650' E/O OF WINDING WATERS WAY)

PULVERIZE EXISTING ASPHALTIC PAVEMENT TO A DEPTH OF 8"
 REMOVE 4" PULVERIZED MATERIAL
 AND RELAY 2 1/4" OF ASPHALTIC CONCRETE PAVEMENT BINDER 3LT 58-28S
 AND 1 3/4" OF ASPHALTIC CONCRETE PAVEMENT SURFACE 4LT 58-28S



LEDGEVIEW ROAD (650' E/O OF WINDING WATERS WAY TO 1200' E/O WINDING WATERS WAY)

PULVERIZE EXISTING ASPHALTIC PAVEMENT TO A DEPTH OF 8"
 REMOVE 4" PULVERIZED MATERIAL
 AND RELAY 2 1/4" OF ASPHALTIC CONCRETE PAVEMENT BINDER 3LT 58-28S
 AND 1 3/4" OF ASPHALTIC CONCRETE PAVEMENT SURFACE 4LT 58-28S



LEDGEVIEW ROAD (1200' E/O WINDING WATERS WAY TO EAST RIVER)

PULVERIZE EXISTING ASPHALTIC PAVEMENT TO A DEPTH OF 8"
 REMOVE 4" PULVERIZED MATERIAL
 AND RELAY 2 1/4" OF ASPHALTIC CONCRETE PAVEMENT BINDER 3LT 58-28S
 AND 1 3/4" OF ASPHALTIC CONCRETE PAVEMENT SURFACE 4LT 58-28S



CITY OF DE PERE

ENGINEERING DIVISION 925 S. SIXTH ST DE PERE WI 54115
 OFFICE 920-339-4061 FAX 920-339-4071

**TYPICAL SECTIONS
 LEDGEVIEW ROAD**

NAME: CURB REPAIR AND
 STREET RESURFACING

PROJECT # 22-07

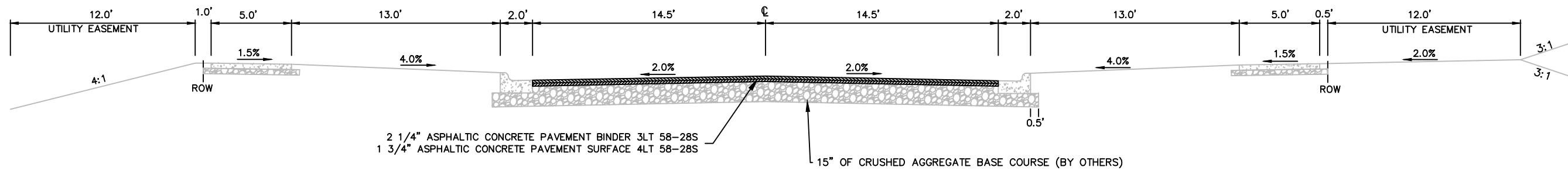
	BY	DATE
SURVEYED		
DRAWN	MJT	10-2021
DESIGNED	CKK	10-2021
CHECKED	EPR	03-2022

REVISIONS / ISSUES			
NO.	DATE	BY	REMARKS

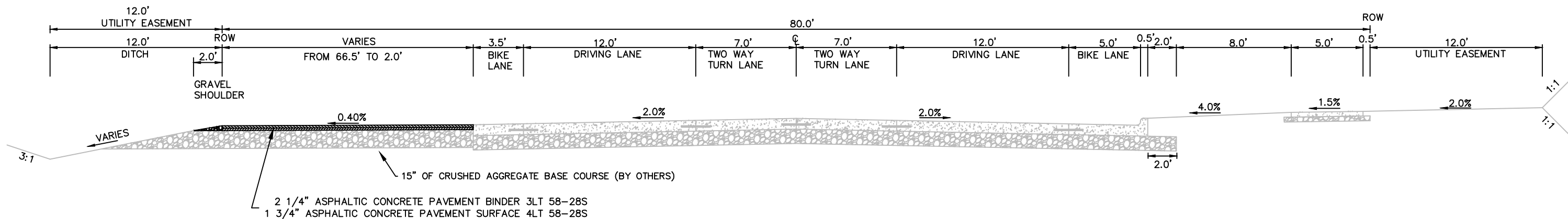
PAGE NO.

G004

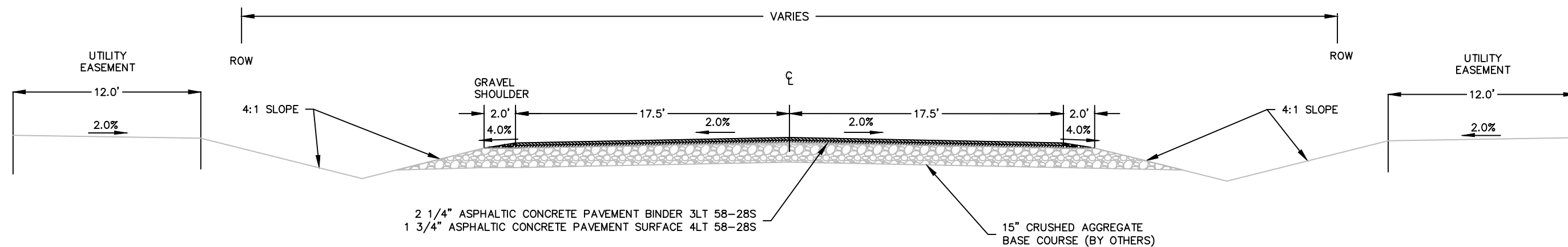
x:\ENG\Projects\City Projects\2022\Project 22-07 Curb Repair and Street Resurfacing\1200- CAD\TYPICAL SECTIONS.dwg



GARROMAN DRIVE (STA 58+00 TO STA 62+97)



AMERICAN BOULEVARD (STA 1+21 TO STA 2+41)



COMMERCE DRIVE (STA 0+44 TO STA 3+18)



CITY OF DE PERE

ENGINEERING DIVISION 925 S. SIXTH ST DE PERE WI 54115
OFFICE 920-339-4061 FAX 920-339-4071

TYPICAL SECTIONS

NAME: CURB REPAIR AND STREET RESURFACING

PROJECT # 22-07

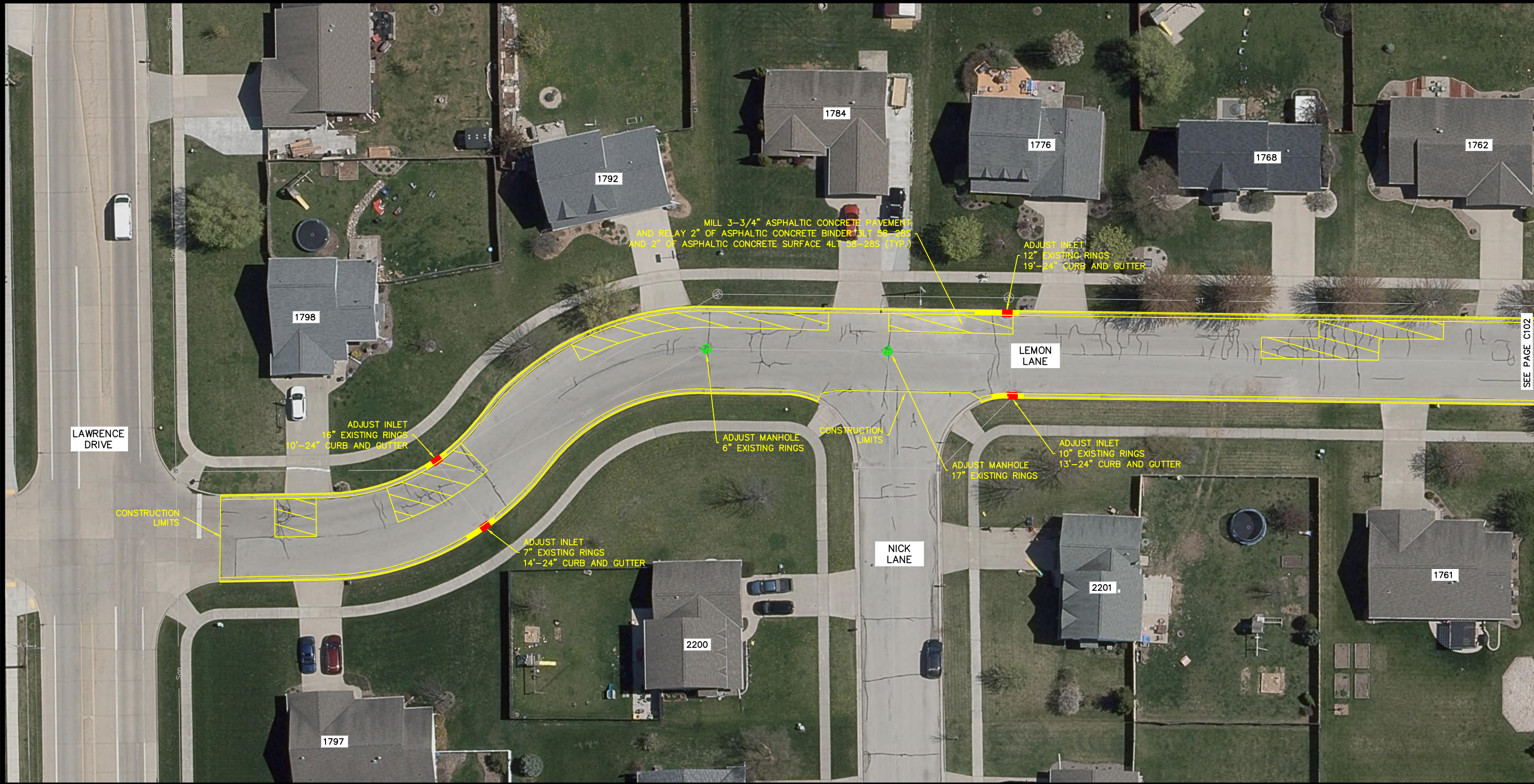
BY	DATE
SURVEYED	
DRAWN	MJT 10-2021
DESIGNED	CHK 10-2021
CHECKED	EPR 03-2022

REVISIONS / ISSUES

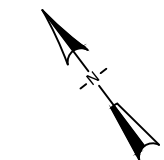
NO.	DATE	BY	REMARKS

PAGE NO.

G005



SEE PAGE C102



0 20' 40'



CITY OF DE PERE

ENGINEERING DIVISION 925 S. SIXTH ST DE PERE WI 54115
OFFICE 920-339-4061 FAX 920-339-4071

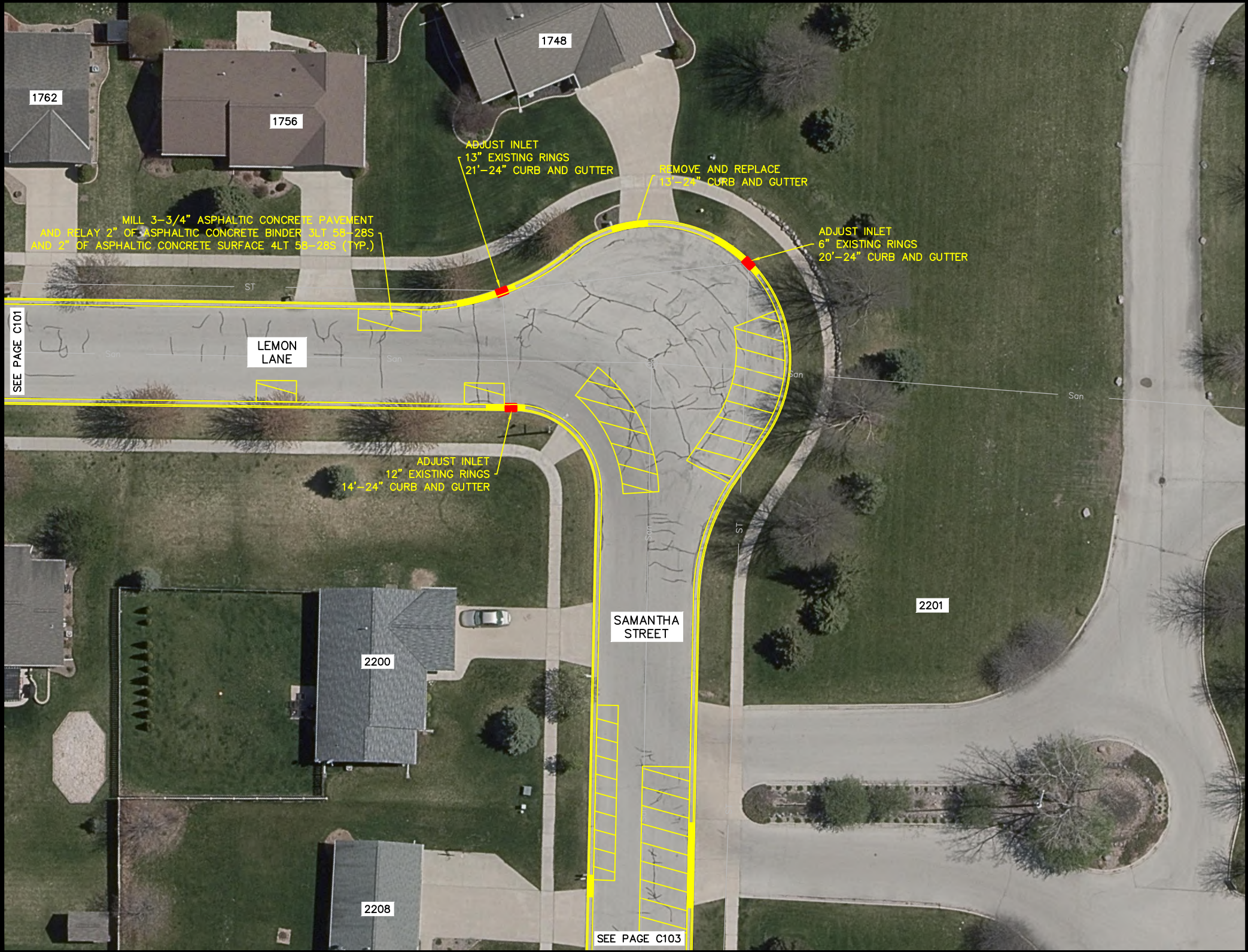
LEMON LANE
LAWRENCE DR TO 250' E/O NICK LN

NAME:
CURB REPAIR AND
STREET RESURFACING
PROJECT # 22-07

	BY	DATE
SURVEYED	MJT	10-2021
DRAWN	MJT	10-2021
DESIGNED	CKK	10-2021
CHECKED	EPR	03-2022

REVISIONS / ISSUES			
NO.	DATE	BY	REMARKS

PAGE NO.
C101



CITY OF DE PERE

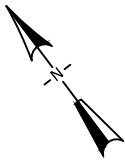
ENGINEERING DIVISION 925 S. SIXTH ST DE PERE WI 54115
OFFICE 920-339-4061 FAX 920-339-4071

LEMON LANE
250' E/O NICK LN TO SAMANTHA ST

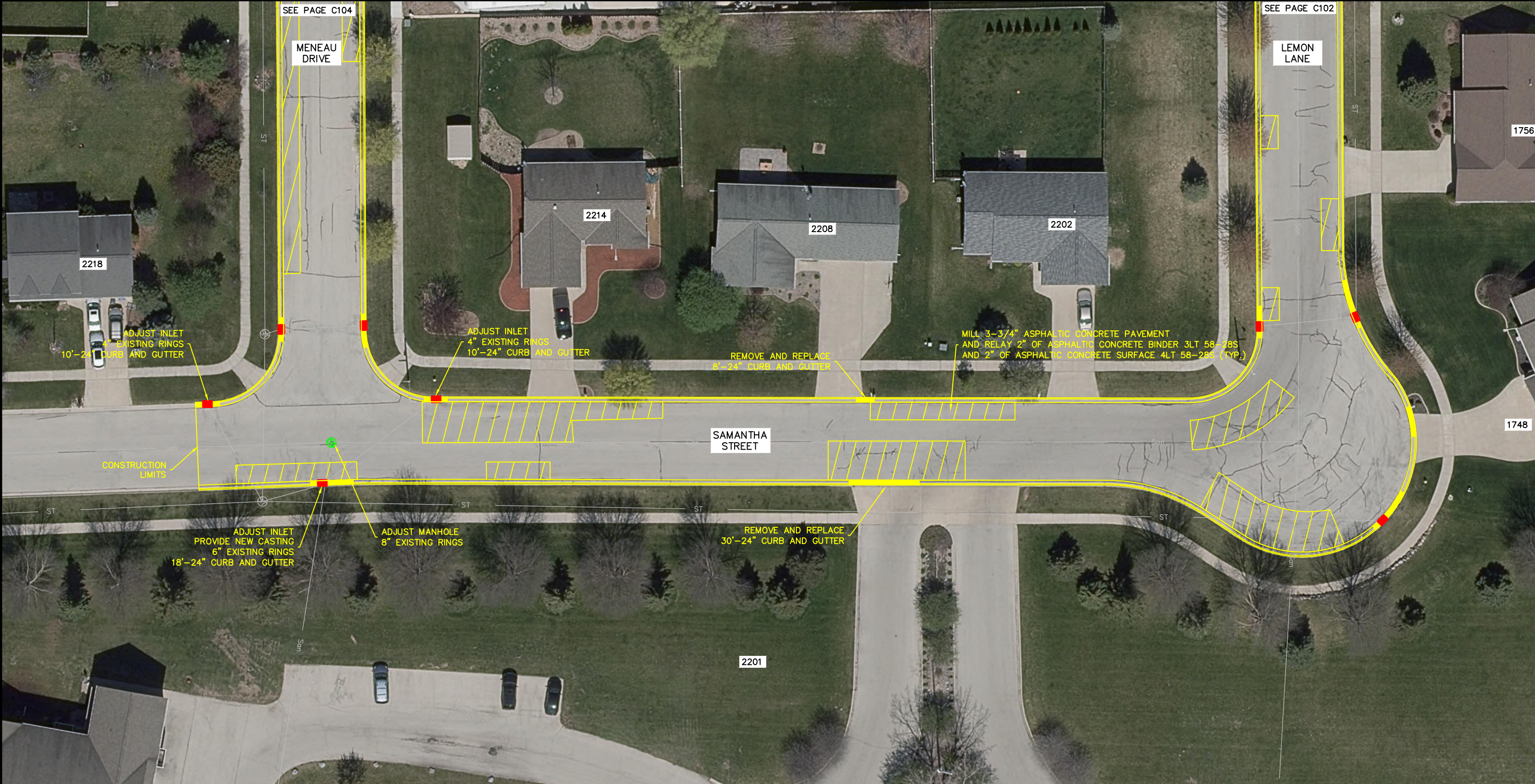
NAME:
CURB REPAIR AND
STREET RESURFACING
PROJECT #
22-07

	BY	DATE
SURVEYED	MJT	10-2021
DRAWN	MJT	10-2021
DESIGNED	CKK	10-2021
CHECKED	EPR	03-2022

REVISIONS / ISSUES				
NO.	DATE	BY	REMARKS	



0 20' 40'

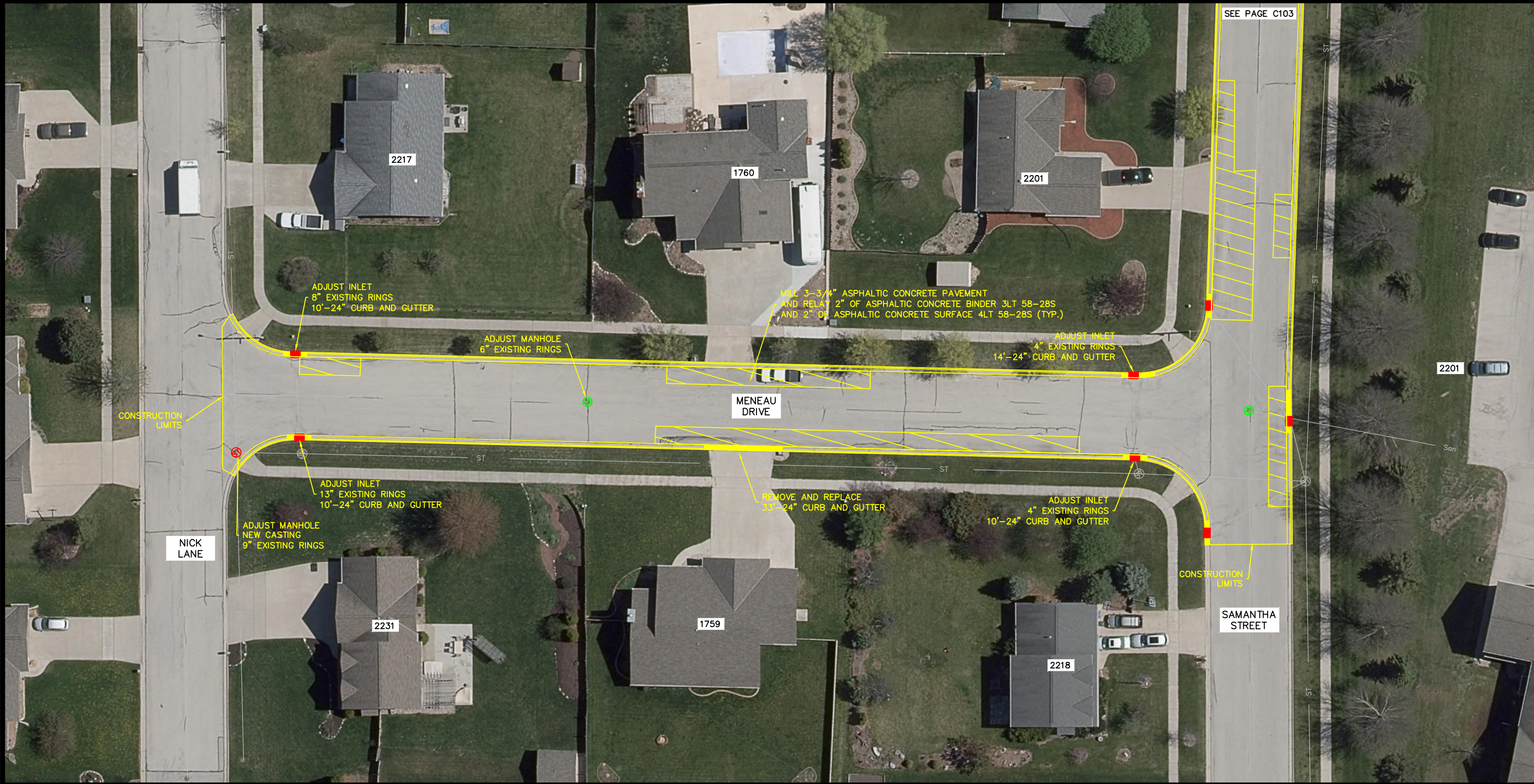


CITY OF DE PERE
ENGINEERING DIVISION 925 S. SIXTH ST DE PERE WI 54115
OFFICE 920-339-4061 FAX 920-339-4071

**SAMANTHA STREET
MENEAU DR TO LEMON LN**

NAME: CURB REPAIR AND STREET RESURFACING	BY MJT	DATE 10-2021	REVISIONS / ISSUES				PAGE NO.
PROJECT # 22-07	SURVEYED	10-2021	NO.	DATE	BY	REMARKS	C103
	DRAWN	10-2021					
	DESIGNED	10-2021					
	CHECKED	03-2022					

X:\ENG\Projects\City Projects\2022\Project 22-07 Curb Repair and Street Resurfacing\1200- CAD\LEMON LN_MENEAU_SAMANTHA_P&P.dwg



SEE PAGE C103

ADJUST INLET
8" EXISTING RINGS
10'-24" CURB AND GUTTER

ADJUST MANHOLE
6" EXISTING RINGS

MILL 3-3/4" ASPHALTIC CONCRETE PAVEMENT
AND RELAY 2" OF ASPHALTIC CONCRETE BINDER 3LT 58-28S
AND 2" OF ASPHALTIC CONCRETE SURFACE 4LT 58-28S (TYP.)

ADJUST INLET
4" EXISTING RINGS
14'-24" CURB AND GUTTER

CONSTRUCTION
LIMITS

ADJUST INLET
13" EXISTING RINGS
10'-24" CURB AND GUTTER

ADJUST MANHOLE
NEW CASTING
9" EXISTING RINGS

NICK
LANE

REMOVE AND REPLACE
33'-24" CURB AND GUTTER

ADJUST INLET
4" EXISTING RINGS
10'-24" CURB AND GUTTER

CONSTRUCTION
LIMITS

SAMANTHA
STREET



CITY OF DE PERE

ENGINEERING DIVISION 925 S. SIXTH ST DE PERE WI 54115
OFFICE 920-339-4061 FAX 920-339-4071

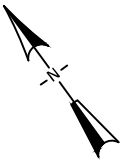
MENEAU DRIVE
SAMANTHA ST TO NICK LN

NAME:
CURB REPAIR AND
STREET RESURFACING
PROJECT # 22-07

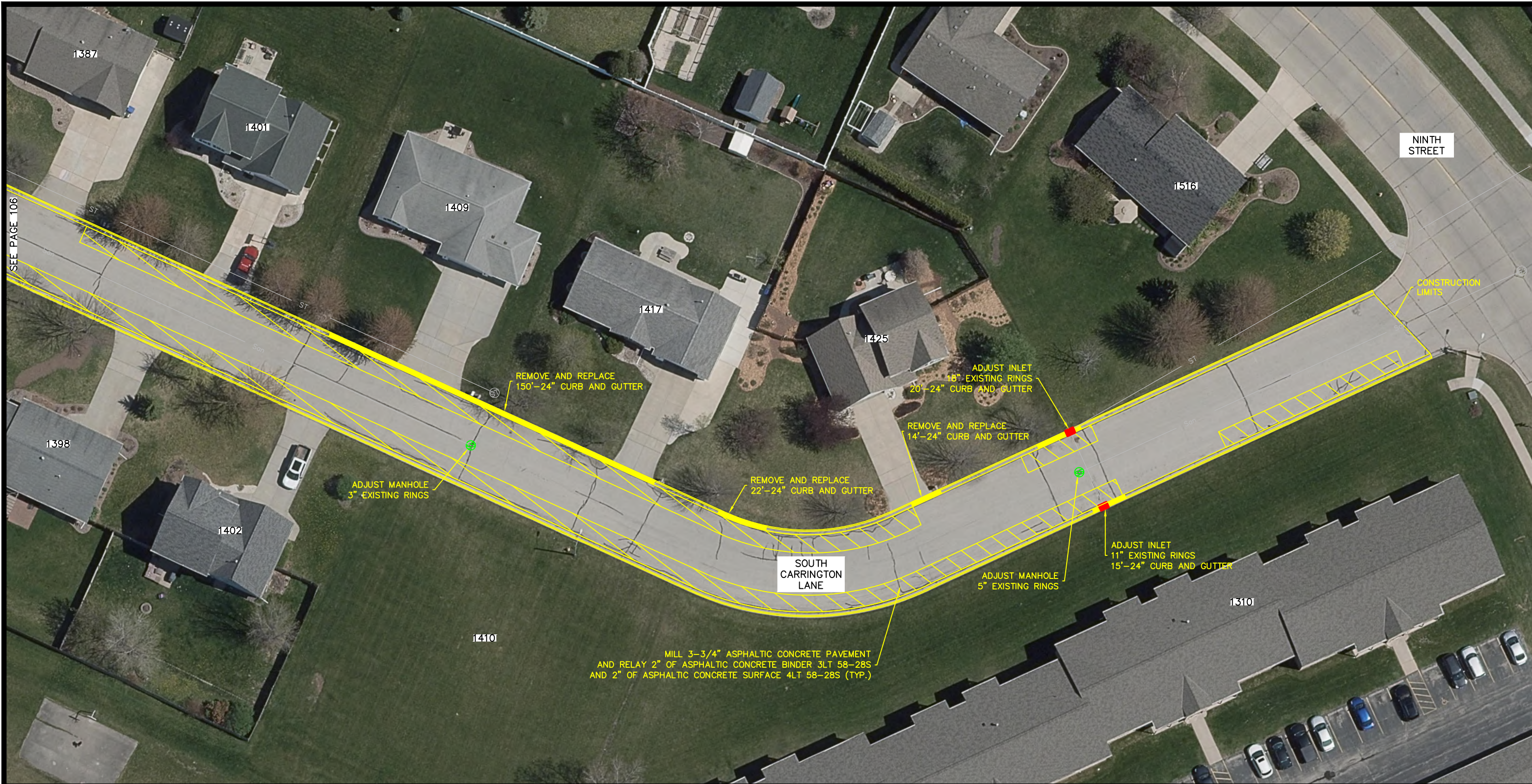
BY	DATE
SURVEYED	MJT 10-2021
DRAWN	MJT 10-2021
DESIGNED	CKK 10-2021
CHECKED	EPR 03-2022

REVISIONS / ISSUES			
NO.	DATE	BY	REMARKS

PAGE
NO.
C104



0 20' 40'





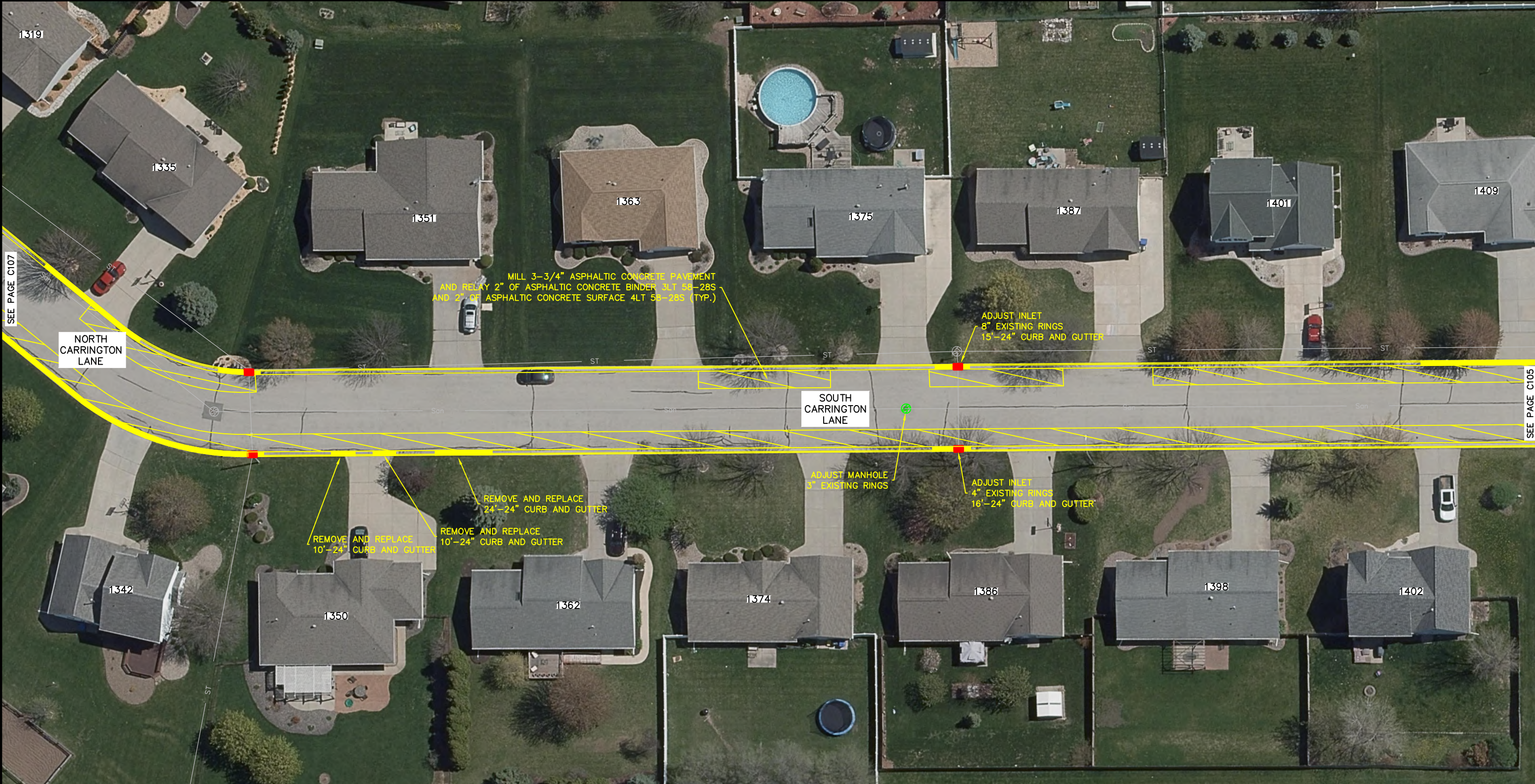
CITY OF DE PERE
ENGINEERING DIVISION 925 S. SIXTH ST DE PERE WI 54115
OFFICE 920-339-4061 FAX 920-339-4071

SOUTH CARRINGTON LANE
NINTH ST TO 620 W/O NINTH ST

NAME: CURB REPAIR AND STREET RESURFACING		SURVEYED	BY	DATE	REVISIONS / ISSUES			PAGE NO. C105	
PROJECT # 22-07		DRAWN	MJT	10-2021	NO.	DATE	BY		REMARKS
		DESIGNED	CKK	10-2021					
		CHECKED	EPR	03-2022					




X:\ENG\Projects\City Projects\2022\Project 22-07 Curb Repair and Street Resurfacing\1200- CAD\N CARRINGTON LN_S CARRINGTON LN_STANEK LN_P&P.dwg

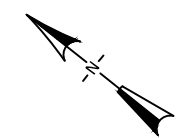


SEE PAGE C107

NORTH
CARRINGTON
LANE

SOUTH
CARRINGTON
LANE

SEE PAGE C105



0 20' 40'



CITY OF DE PERE

ENGINEERING DIVISION 925 S. SIXTH ST DE PERE WI 54115
OFFICE 920-339-4061 FAX 920-339-4071

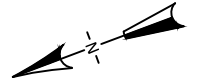
SOUTH CARRINGTON LANE
620' W/O NINTH ST TO N CARRINGTON LN

NAME:
CURB REPAIR AND
STREET RESURFACING
PROJECT # 22-07

	BY	DATE
SURVEYED	MJT	10-2021
DRAWN	MJT	10-2021
DESIGNED	CKK	10-2021
CHECKED	EPR	03-2022

REVISIONS / ISSUES			
NO.	DATE	BY	REMARKS

X:\ENG\Projects\City Projects\2022\Project 22-07 Curb Repair and Street Resurfacing\1200- CAD\N CARRINGTON LN_S CARRINGTON LN_STANEK LN_P&P.dwg



0 20' 40'



CITY OF DE PERE

ENGINEERING DIVISION 925 S. SIXTH ST DE PERE WI 54115
OFFICE 920-339-4061 FAX 920-339-4071

**NORTH CARRINGTON LANE
S CARRINGTON LN TO NINTH ST**

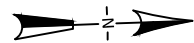
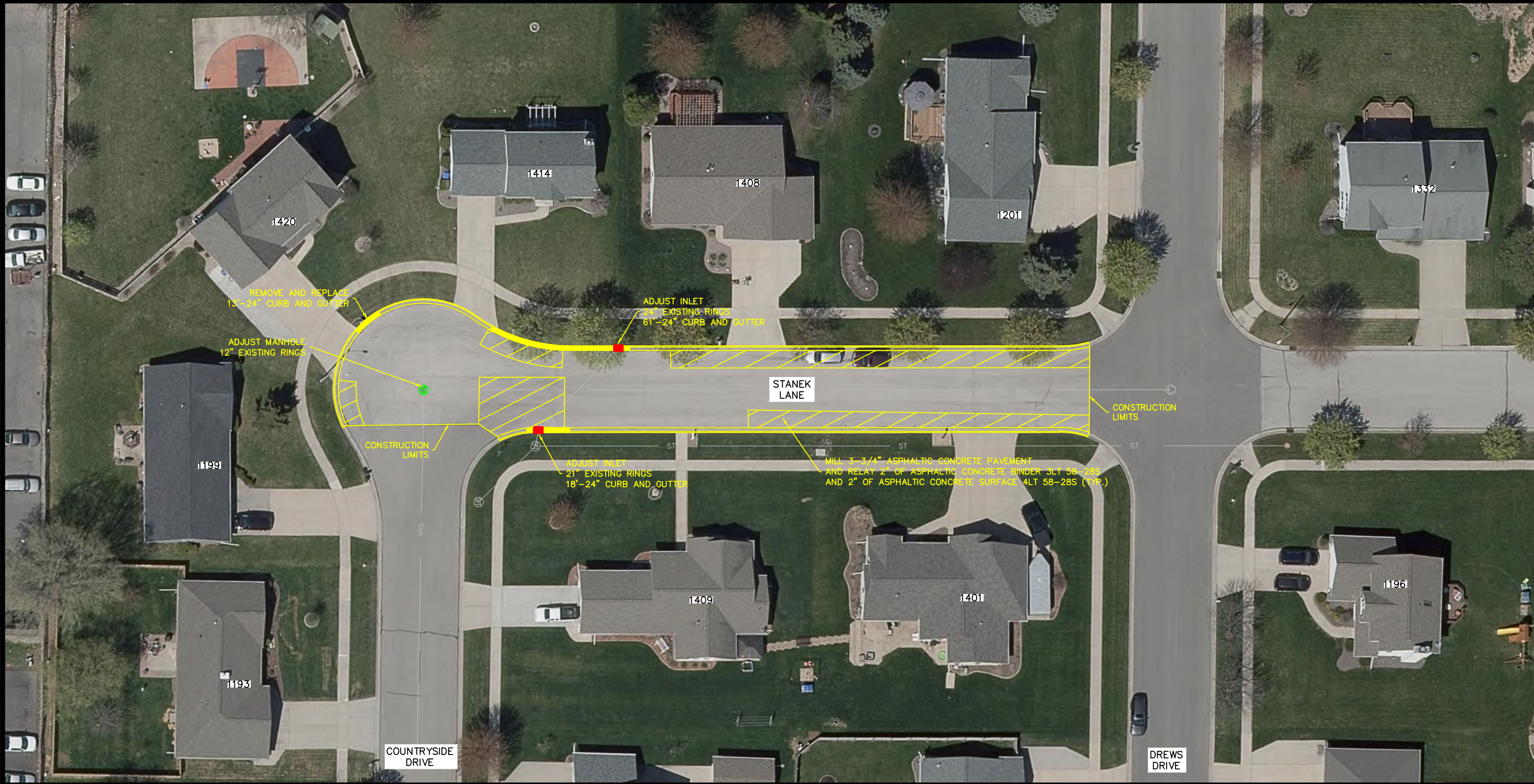
NAME:
CURB REPAIR AND
STREET RESURFACING
PROJECT # 22-07

	BY	DATE
SURVEYED	MJT	10-2021
DRAWN	MJT	10-2021
DESIGNED	CHK	10-2021
CHECKED	EPR	03-2022

REVISIONS / ISSUES			
NO.	DATE	BY	REMARKS

PAGE NO.
C107

X:\ENG\Projects\City Projects\2022\Project 22-07 Curb Repair and Street Resurfacing\1200- CAD\N CARRINGTON LN_S CARRINGTON LN_STANEK LN_P&P.dwg



0 20' 40'



CITY OF DE PERE

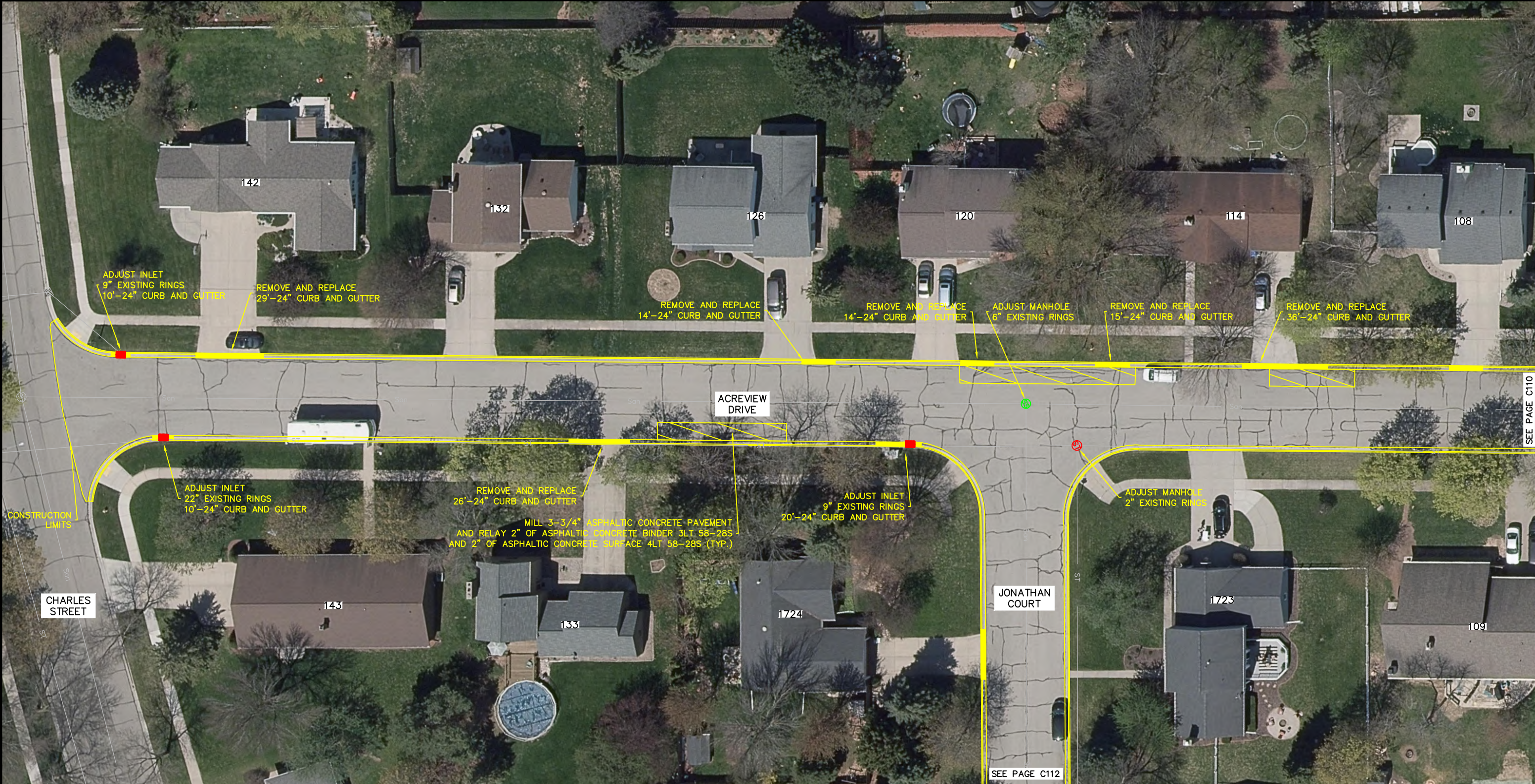
ENGINEERING DIVISION 925 S. SIXTH ST DE PERE WI 54115
OFFICE 920-339-4061 FAX 920-339-4071

STANEK LANE
COUNTRYSIDE DR TO DREWS DR

NAME:
CURB REPAIR AND
STREET RESURFACING
PROJECT # 22-07


	BY	DATE
SURVEYED	MJT	10-2021
DRAWN	MJT	10-2021
DESIGNED	CKK	10-2021
CHECKED	EPR	03-2022

REVISIONS / ISSUES			
NO.	DATE	BY	REMARKS



SEE PAGE C110

SEE PAGE C112



0 20' 40'



CITY OF DE PERE

ENGINEERING DIVISION 925 S. SIXTH ST DE PERE WI 54115
OFFICE 920-339-4061 FAX 920-339-4071

ACREVIEW DRIVE
CHARLES ST TO 200' N/O JONATHAN CT

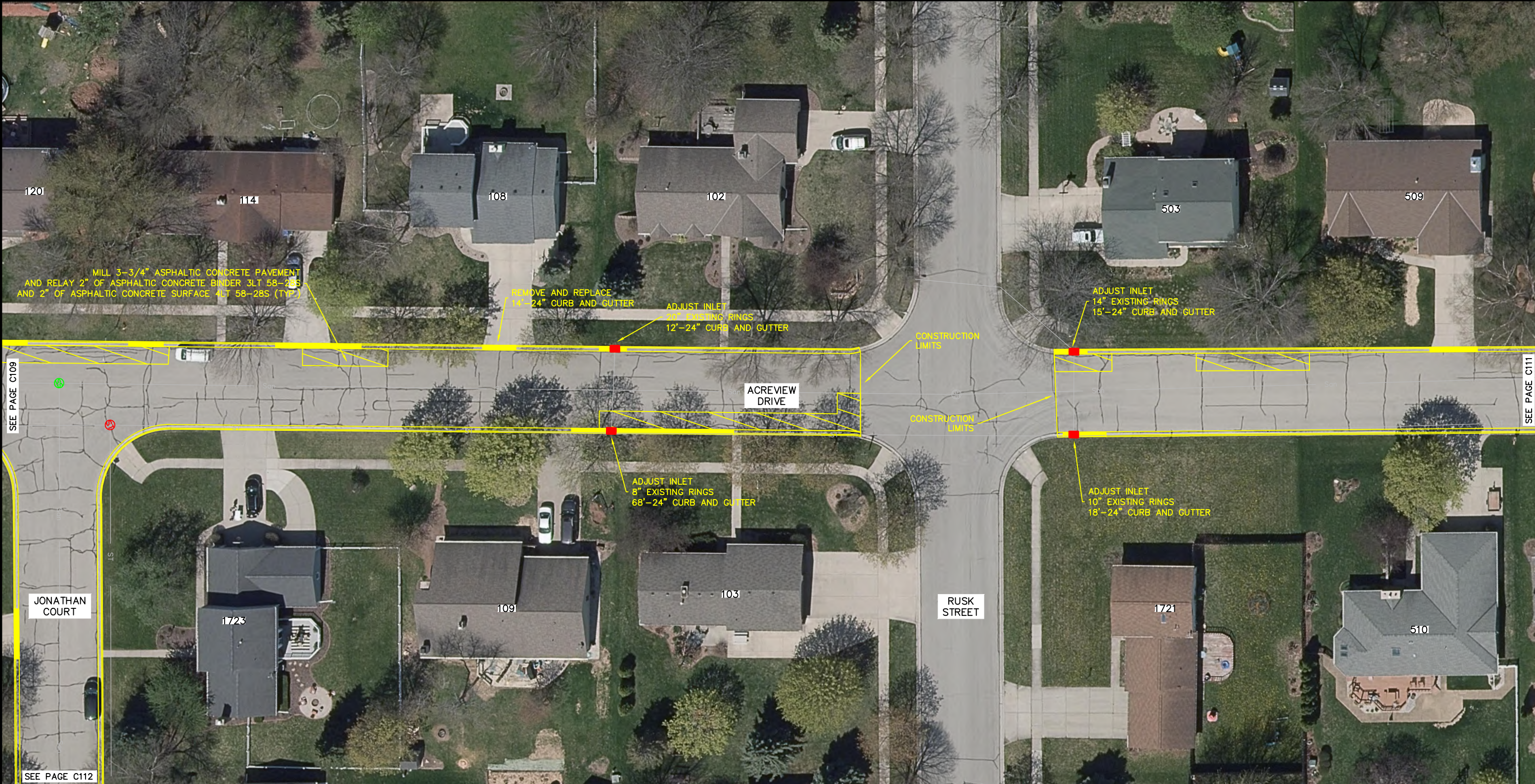
NAME:
CURB REPAIR AND
STREET RESURFACING
PROJECT # 22-07

	BY	DATE
SURVEYED	MJT	10-2021
DRAWN	MJT	10-2021
DESIGNED	CKK	10-2021
CHECKED	EPR	03-2022

REVISIONS / ISSUES			
NO.	DATE	BY	REMARKS

PAGE NO.
C109

X:\ENG\Projects\City Projects\2022\Project 22-07 Curb Repair and Street Resurfacing\1200- CAD\ACREVIEW DR_JONATHAN CT_P&P.dwg



X:\ENG\Projects\City Projects\2022\Project 22-07 Curb Repair and Street Resurfacing\1200- CAD\ACREVIEW DR_JONATHAN CT_P&P.dwg



SEE PAGE C110

RUSK STREET

ACREVIEW DRIVE

MILL 3-3/4" ASPHALTIC CONCRETE PAVEMENT
AND RELAY 2" OF ASPHALTIC CONCRETE BINDER 3LT 58-28S
AND 2" OF ASPHALTIC CONCRETE SURFACE 4LT 58-28S (TYP.)

REMOVE AND REPLACE
20'-24" CURB AND GUTTER

ADJUST MANHOLE
4" EXISTING RINGS

ADJUST INLET
15" EXISTING RINGS
34'-24" CURB AND GUTTER

ADJUST INLET
12" EXISTING RINGS
14'-24" CURB AND CUTTER

REMOVE AND REPLACE
24'-24" CURB AND GUTTER

REMOVE AND REPLACE
23'-24" CURB AND GUTTER

REMOVE AND REPLACE
14'-24" CURB AND GUTTER

REMOVE AND REPLACE
23'-24" CURB AND GUTTER

ADJUST MANHOLE
9" EXISTING RINGS

REMOVE AND REPLACE
83'-24" CURB AND GUTTER

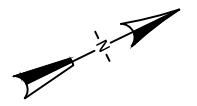


CITY OF DE PERE

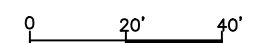

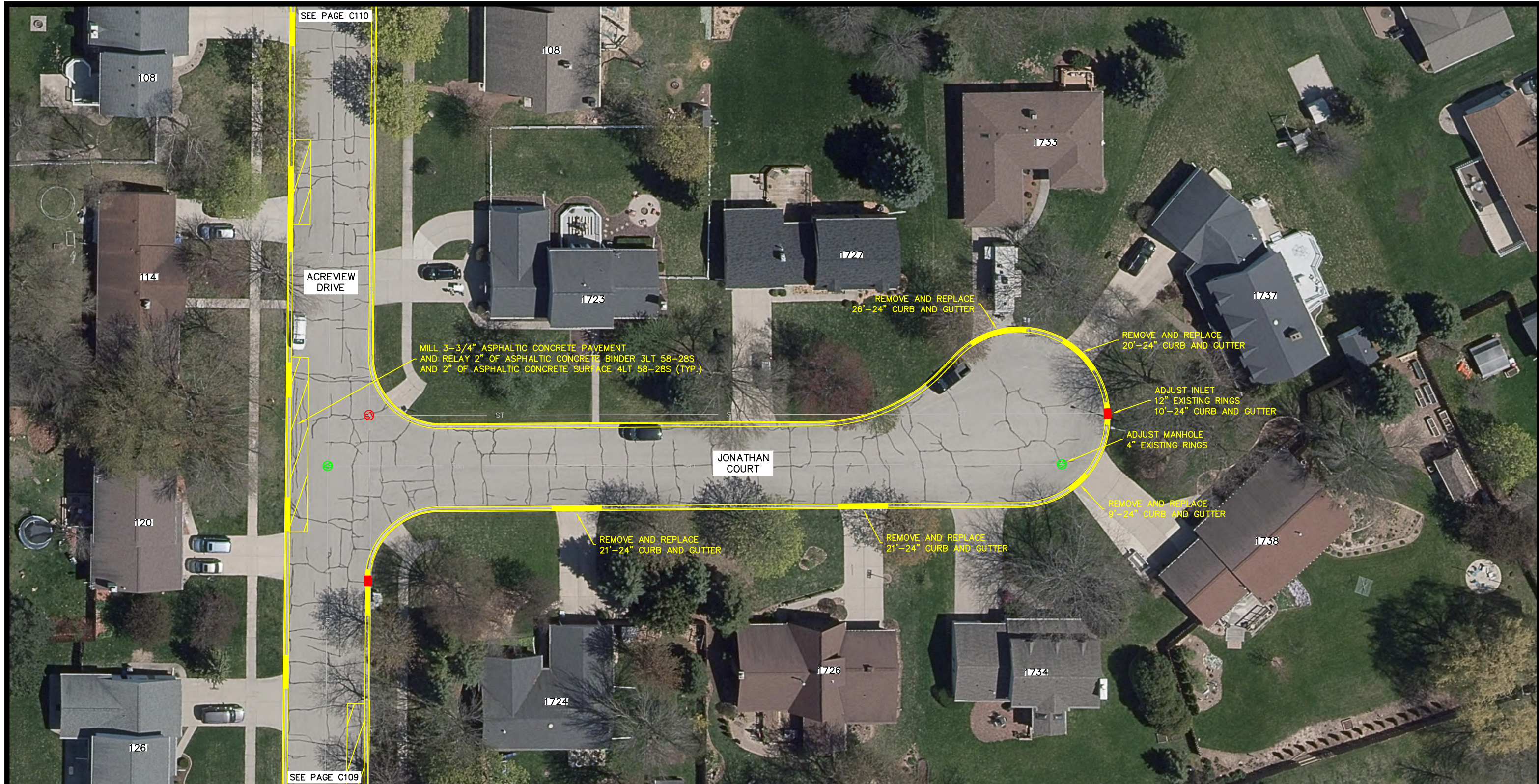
ENGINEERING DIVISION 925 S. SIXTH ST DE PERE WI 54115
OFFICE 920-339-4061 FAX 920-339-4071

**ACREVIEW DRIVE
RUSK ST TO TERMINUS**

NAME: CURB REPAIR AND STREET RESURFACING	SURVEYED	BY MJT	DATE 10-2021	REVISIONS / ISSUES				PAGE NO. C111
PROJECT # 22-07	DRAWN	MJT	10-2021	NO.	DATE	BY	REMARKS	
	DESIGNED	CHK	10-2021					
	CHECKED	EPR	03-2022					



0 20' 40'



CITY OF DE PERE
ENGINEERING DIVISION 925 S. SIXTH ST DE PERE WI 54115
OFFICE 920-339-4061 FAX 920-339-4071

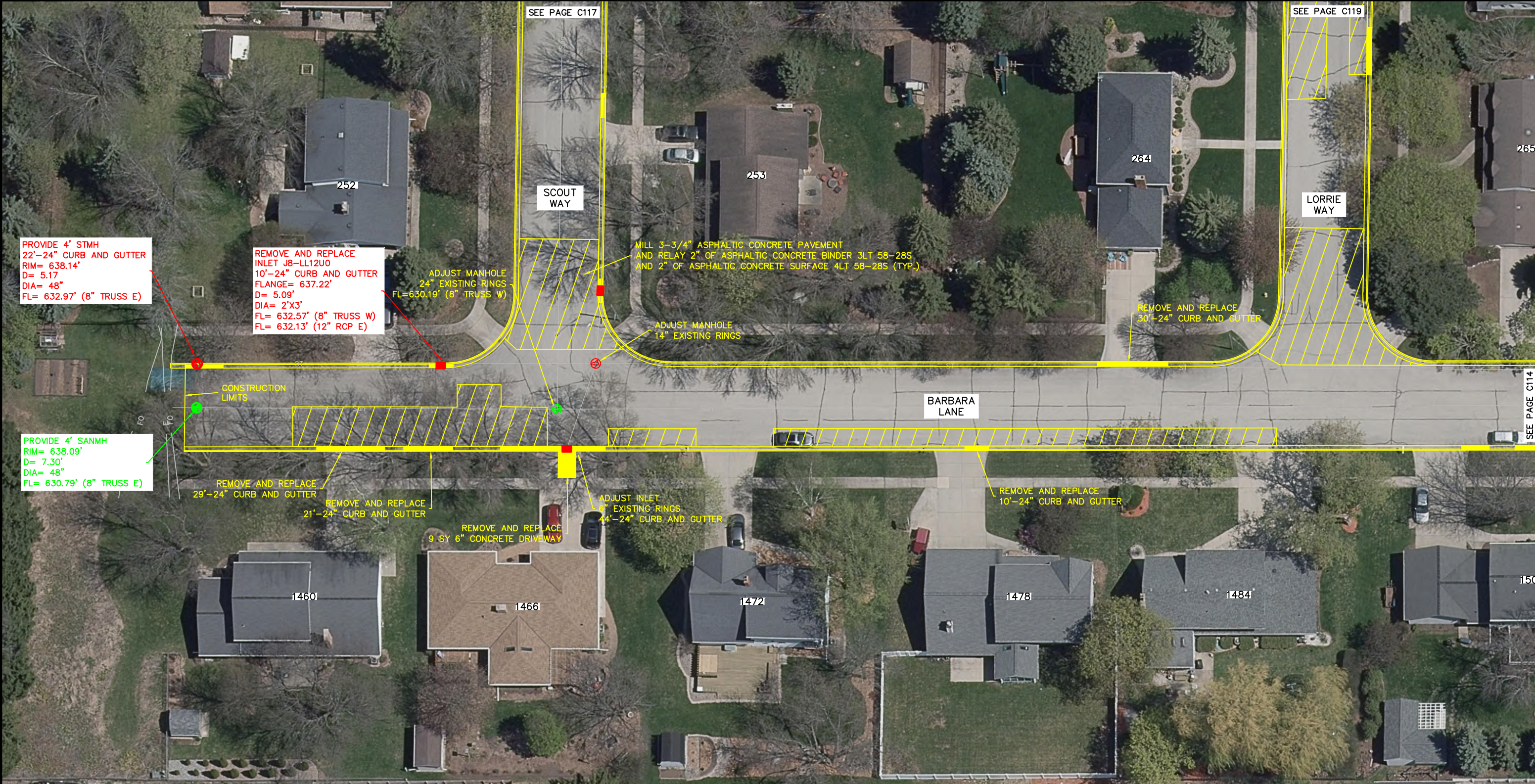
JONATHAN COURT
ACREVIEW DR TO TERMINUS

NAME:
CURB REPAIR AND
STREET RESURFACING
PROJECT # 22-07

	BY	DATE
SURVEYED	MJT	10-2021
DRAWN	MJT	10-2021
DESIGNED	CKK	10-2021
CHECKED	EPR	03-2022

REVISIONS / ISSUES			
NO.	DATE	BY	REMARKS

X:\ENG\Projects\City Projects\2022\Project 22-07 Curb Repair and Street Resurfacing\1200- CAD\ACREVIEW DR_JONATHON CT_P&P.dwg



SEE PAGE C114

SEE PAGE C119

SEE PAGE C117

PROVIDE 4' STMH
22'-24" CURB AND GUTTER
RIM= 638.14'
D= 5.17'
DIA= 48"
FL= 632.97' (8" TRUSS E)

REMOVE AND REPLACE
INLET J8-LL12U0
10'-24" CURB AND GUTTER
FLANGE= 637.22'
D= 5.09'
DIA= 2'X3'
FL= 632.57' (8" TRUSS W)
FL= 632.13' (12" RCP E)

ADJUST MANHOLE
24" EXISTING RINGS
FL=630.19' (8" TRUSS W)

MILL 3-3/4" ASPHALTIC CONCRETE PAVEMENT
AND RELAY 2" OF ASPHALTIC CONCRETE BINDER 3LT 58-28S
AND 2" OF ASPHALTIC CONCRETE SURFACE 4LT 58-28S (TYP.)

ADJUST MANHOLE
14" EXISTING RINGS

REMOVE AND REPLACE
30'-24" CURB AND GUTTER

PROVIDE 4' SANMH
RIM= 638.09'
D= 7.30'
DIA= 48"
FL= 630.79' (8" TRUSS E)

CONSTRUCTION
LIMITS

REMOVE AND REPLACE
29'-24" CURB AND GUTTER

REMOVE AND REPLACE
21'-24" CURB AND GUTTER

REMOVE AND REPLACE
9 SY 6" CONCRETE DRIVEWAY

ADJUST INLET
6" EXISTING RINGS
44'-24" CURB AND GUTTER

REMOVE AND REPLACE
10'-24" CURB AND GUTTER



CITY OF DE PERE

ENGINEERING DIVISION 925 S. SIXTH ST DE PERE WI 54115
OFFICE 920-339-4061 FAX 920-339-4071

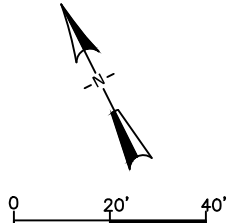
**BARBARA LANE
TERMINUS TO LORRIE WAY**

NAME:
CURB REPAIR AND
STREET RESURFACING
PROJECT #
22-07

	BY	DATE
SURVEYED	MJT	10-2021
DRAWN	MJT	10-2021
DESIGNED	CKK	10-2021
CHECKED	EPR	03-2022

REVISIONS / ISSUES			
NO.	DATE	BY	REMARKS

PAGE
NO.
C113

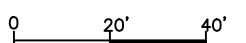

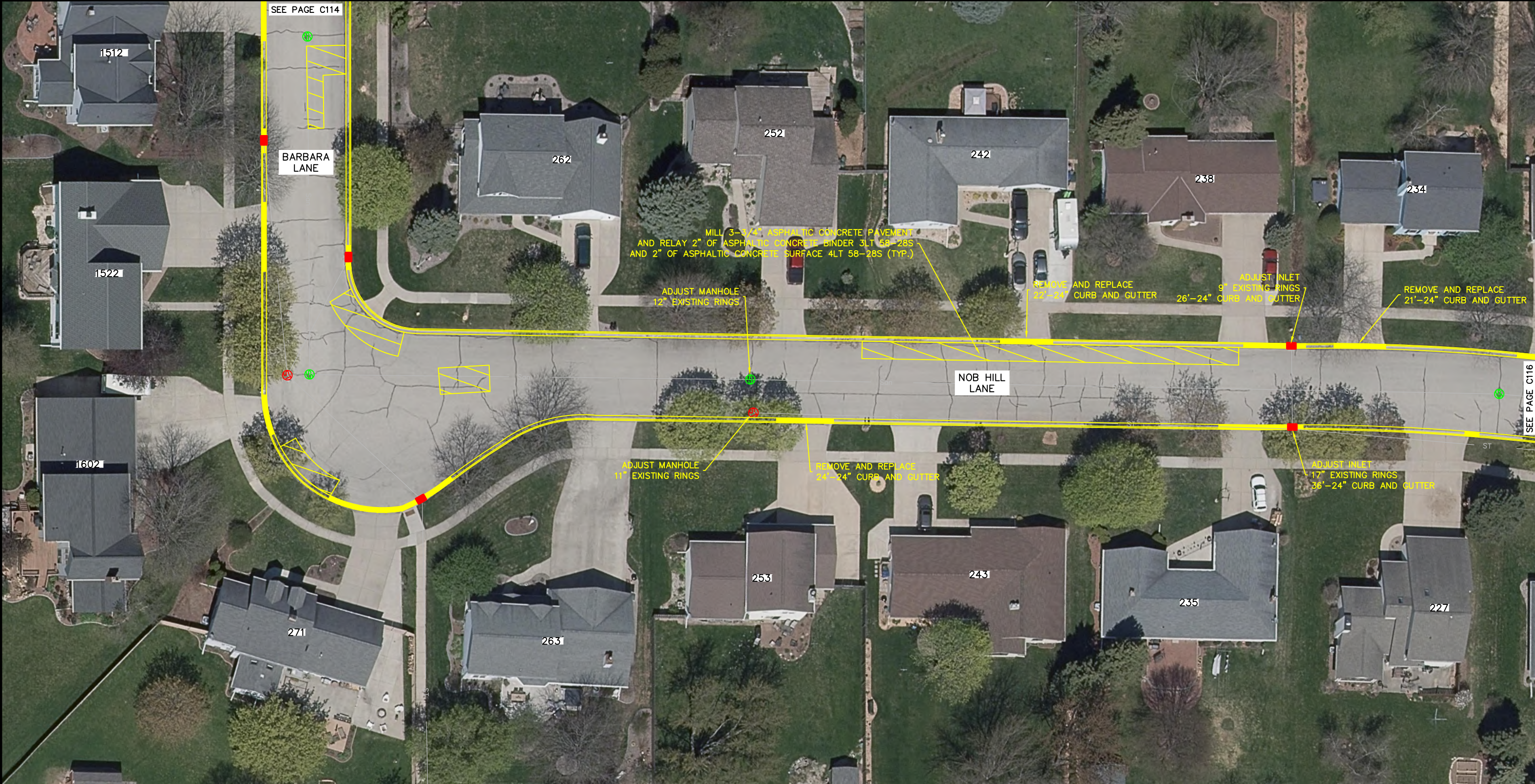



X:\ENG\Projects\City Projects\2022\Project 22-07 Curb Repair and Street Resurfacing\1200- CAD\BARBARA LN_SCOUT WY_LORRIE WY_NOB HILL LN_P&P.dwg



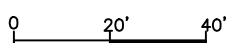

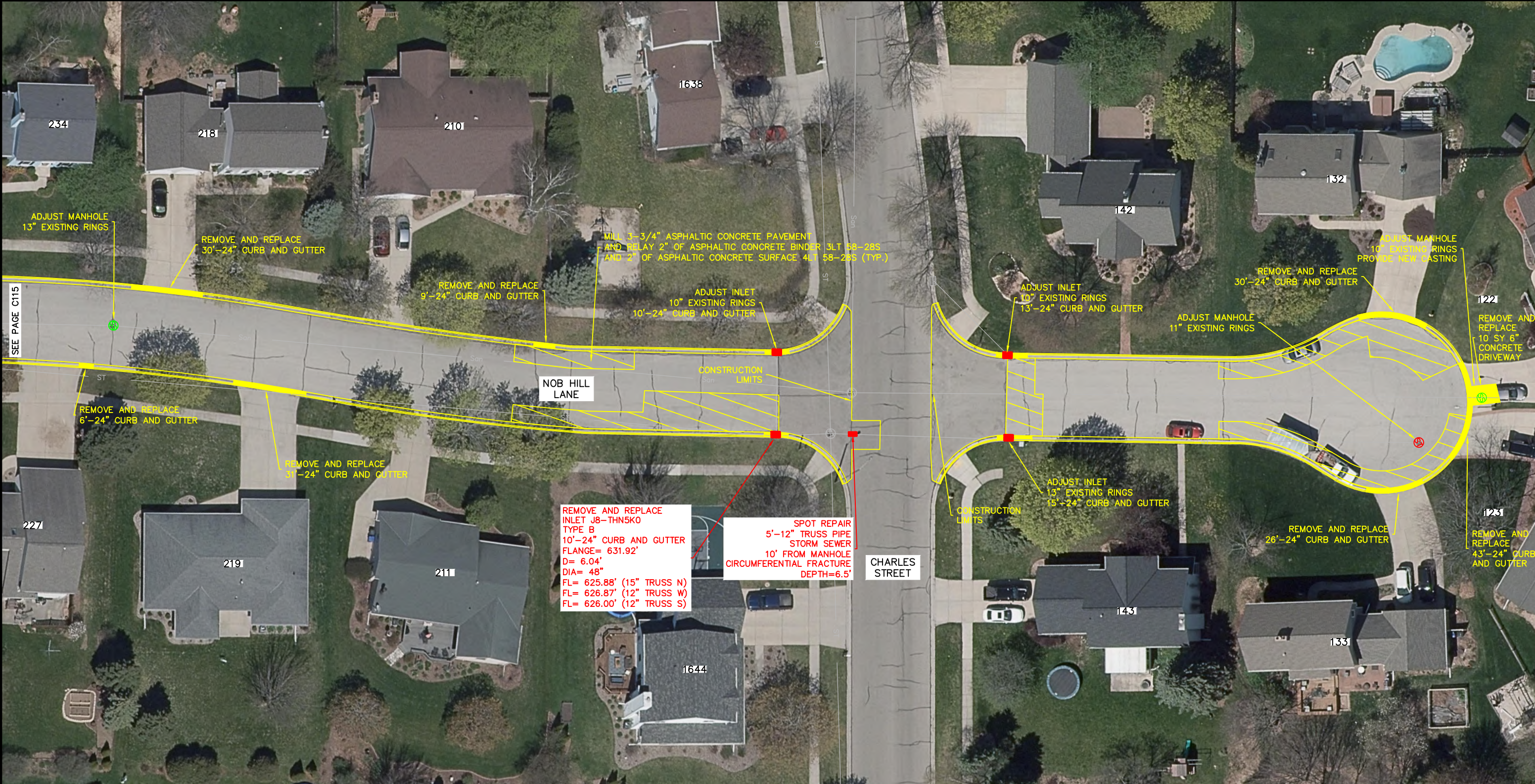
	CITY OF DE PERE ENGINEERING DIVISION 925 S. SIXTH ST DE PERE WI 54115 OFFICE 920-339-4061 FAX 920-339-4071	BARBARA LANE LORRIE WAY TO NOB HILL LN	NAME: CURB REPAIR AND STREET RESURFACING	SURVEYED	BY MJT	DATE 10-2021	REVISIONS / ISSUES			PAGE NO. C114	
			PROJECT # 22-07	DRAWN	MJT	10-2021	NO.	DATE	BY		REMARKS
				DESIGNED	MJT	10-2021					
				CHECKED	CKK	03-2022					

X:\ENG\Projects\City Projects\2022\Project 22-07 Curb Repair and Street Resurfacing\1200- CAD\BARBARA LN_SCOUT WY_LORRIE WY_NOB HILL LN_P&P.dwg



	CITY OF DE PERE ENGINEERING DIVISION 925 S. SIXTH ST DE PERE WI 54115 OFFICE 920-339-4061 FAX 920-339-4071	NOB HILL LANE BARBARA LN TO 500' N/O BARBARA LN	NAME: CURB REPAIR AND STREET RESURFACING	<table><tr><td></td><td>BY</td><td>DATE</td></tr><tr><td>SURVEYED</td><td>MJT</td><td>10-2021</td></tr><tr><td>DRAWN</td><td>MJT</td><td>10-2021</td></tr><tr><td>DESIGNED</td><td>CHK</td><td>10-2021</td></tr><tr><td>CHECKED</td><td>EPR</td><td>03-2022</td></tr></table>		BY	DATE	SURVEYED	MJT	10-2021	DRAWN	MJT	10-2021	DESIGNED	CHK	10-2021	CHECKED	EPR	03-2022	REVISIONS / ISSUES			PAGE NO. C115
					BY	DATE																	
			SURVEYED		MJT	10-2021																	
			DRAWN		MJT	10-2021																	
DESIGNED	CHK	10-2021																					
CHECKED	EPR	03-2022																					
PROJECT #	22-07		NO.	DATE	BY	REMARKS																	

X:\ENG\Projects\City Projects\2022\Project 22-07 Curb Repair and Street Resurfacing\1200- CAD\BARBARA LN_ScOUT WY_LORRIE WY_NOB HILL LN_P&P.dwg



CITY OF DE PERE

ENGINEERING DIVISION 925 S. SIXTH ST DE PERE WI 54115
OFFICE 920-339-4061 FAX 920-339-4071

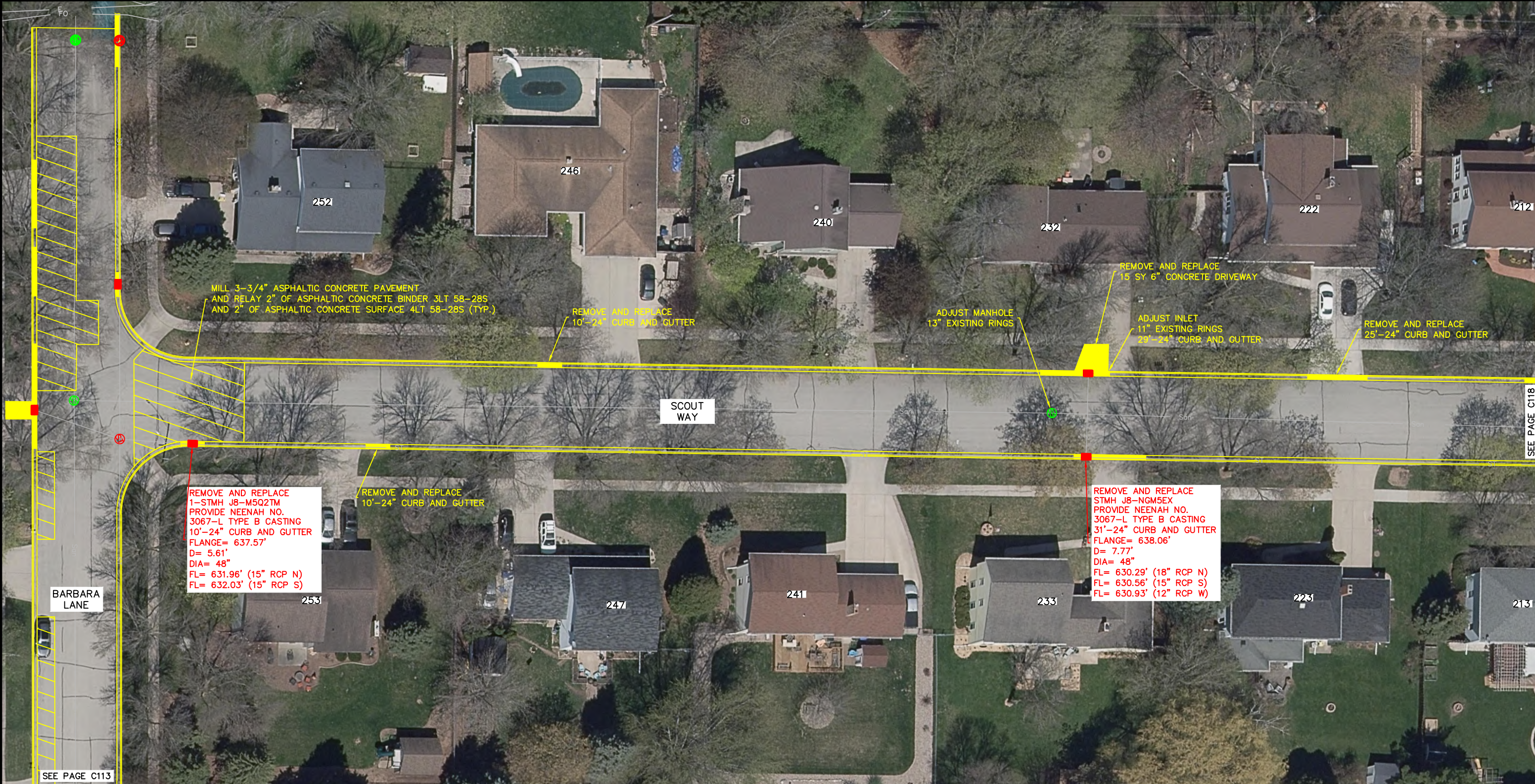
**NOB HILL LANE
500' N/O BARBARA LN TO TERMINUS**

NAME:
CURB REPAIR AND
STREET RESURFACING
PROJECT # 22-07

	BY	DATE
SURVEYED	MJT	10-2021
DRAWN	MJT	10-2021
DESIGNED	CKK	10-2021
CHECKED	EPR	03-2022


REVISIONS / ISSUES			
NO.	DATE	BY	REMARKS

X:\ENG\Projects\City Projects\2022\Project 22-07 Curb Repair and Street Resurfacing\1200- CAD\BARBARA LN_ScOUT WY_LORRIE WY_NOB HILL LN_P&P.dwg



SEE PAGE C118

SEE PAGE C113



0 20' 40'



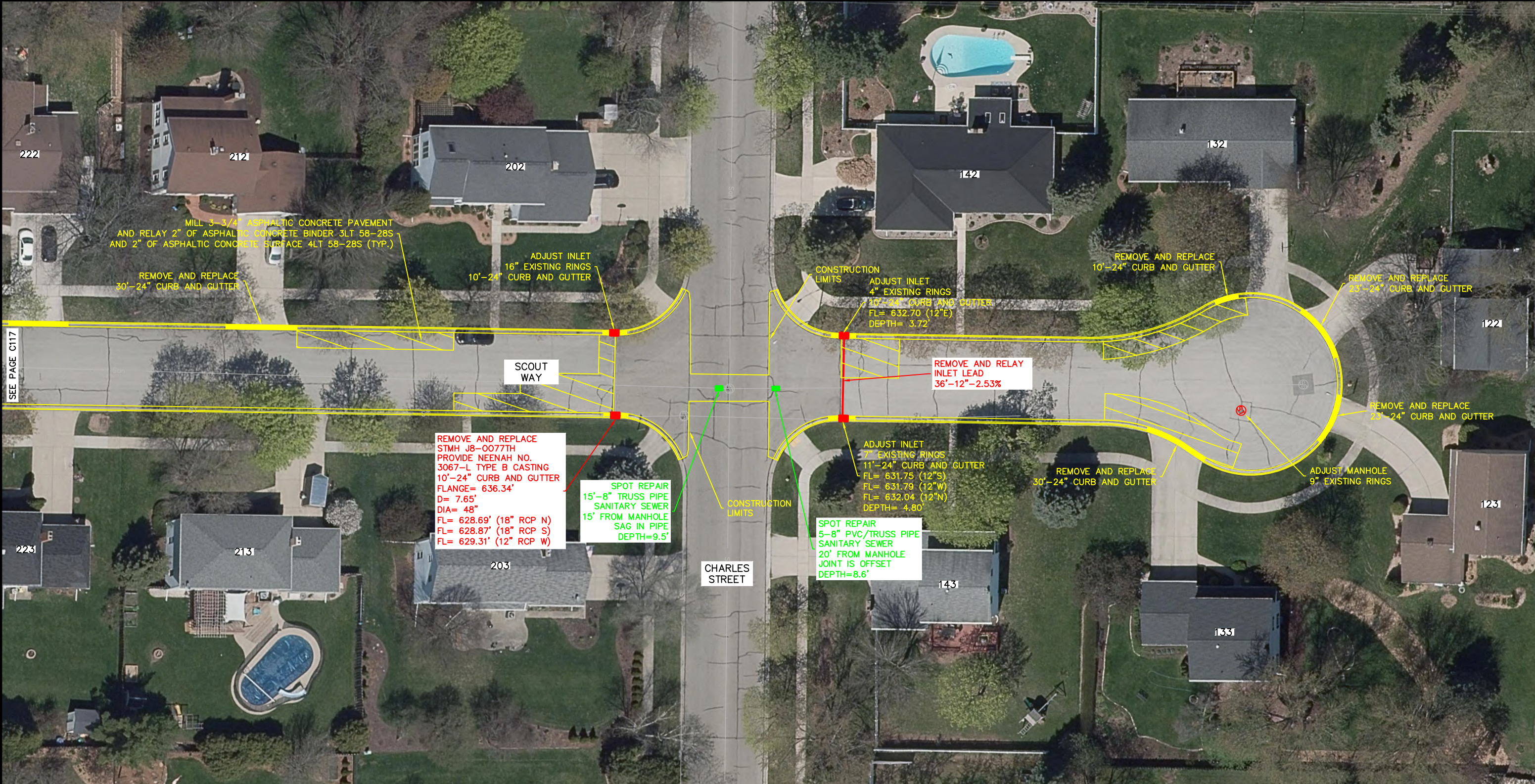
CITY OF DE PERE

ENGINEERING DIVISION 925 S. SIXTH ST DE PERE WI 54115
OFFICE 920-339-4061 FAX 920-339-4071

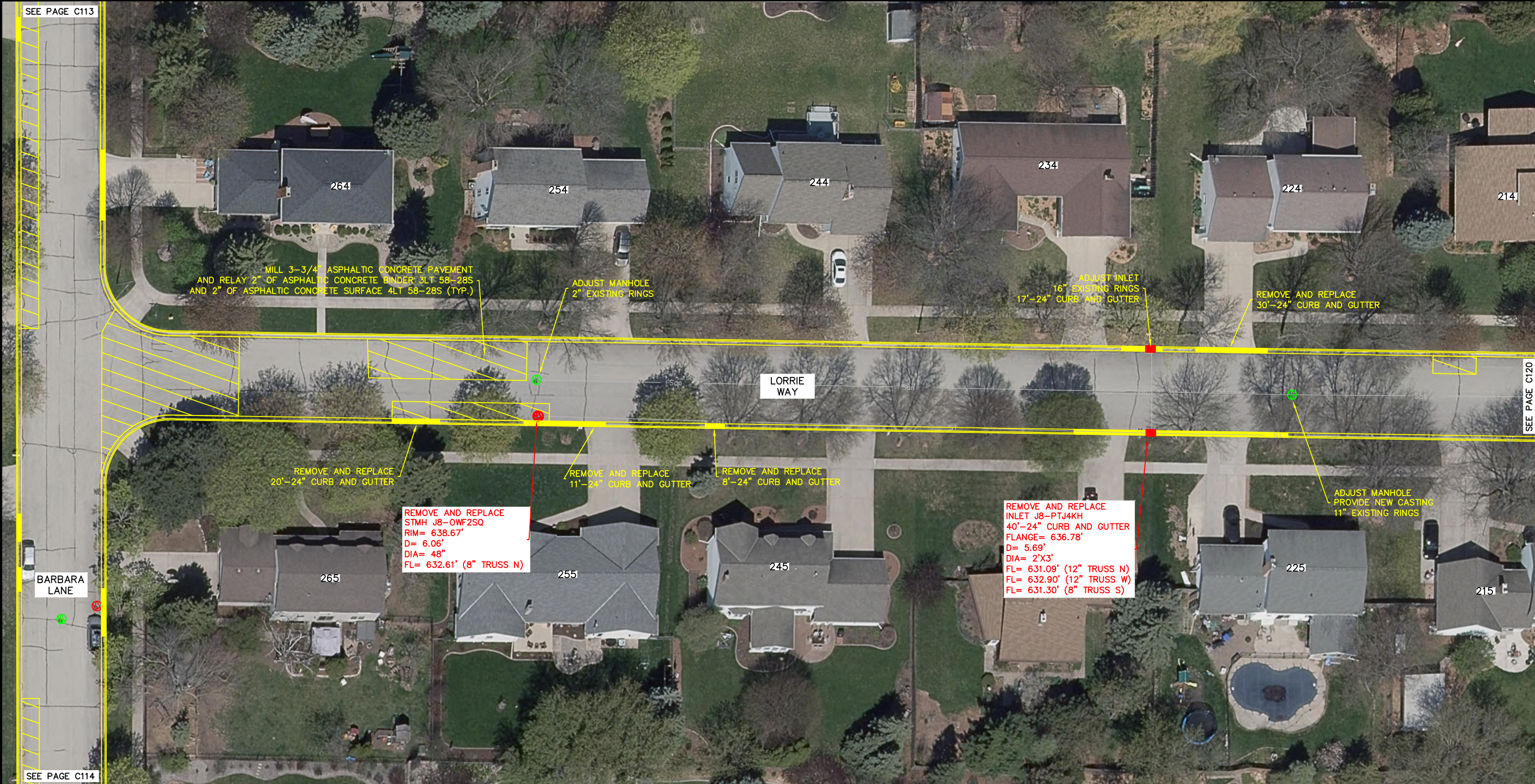
SCOUT WAY
BARBARA LN TO 600' N/O BARBARA LN

NAME: CURB REPAIR AND STREET RESURFACING	PROJECT # 22-07	REVISIONS / ISSUES				PAGE NO. C117
		NO.	DATE	BY	REMARKS	
		SURVEYED	10-2021	MJT		
		DRAWN	10-2021	MJT		
		DESIGNED	10-2021	CKK		
		CHECKED	03-2022	EPR		

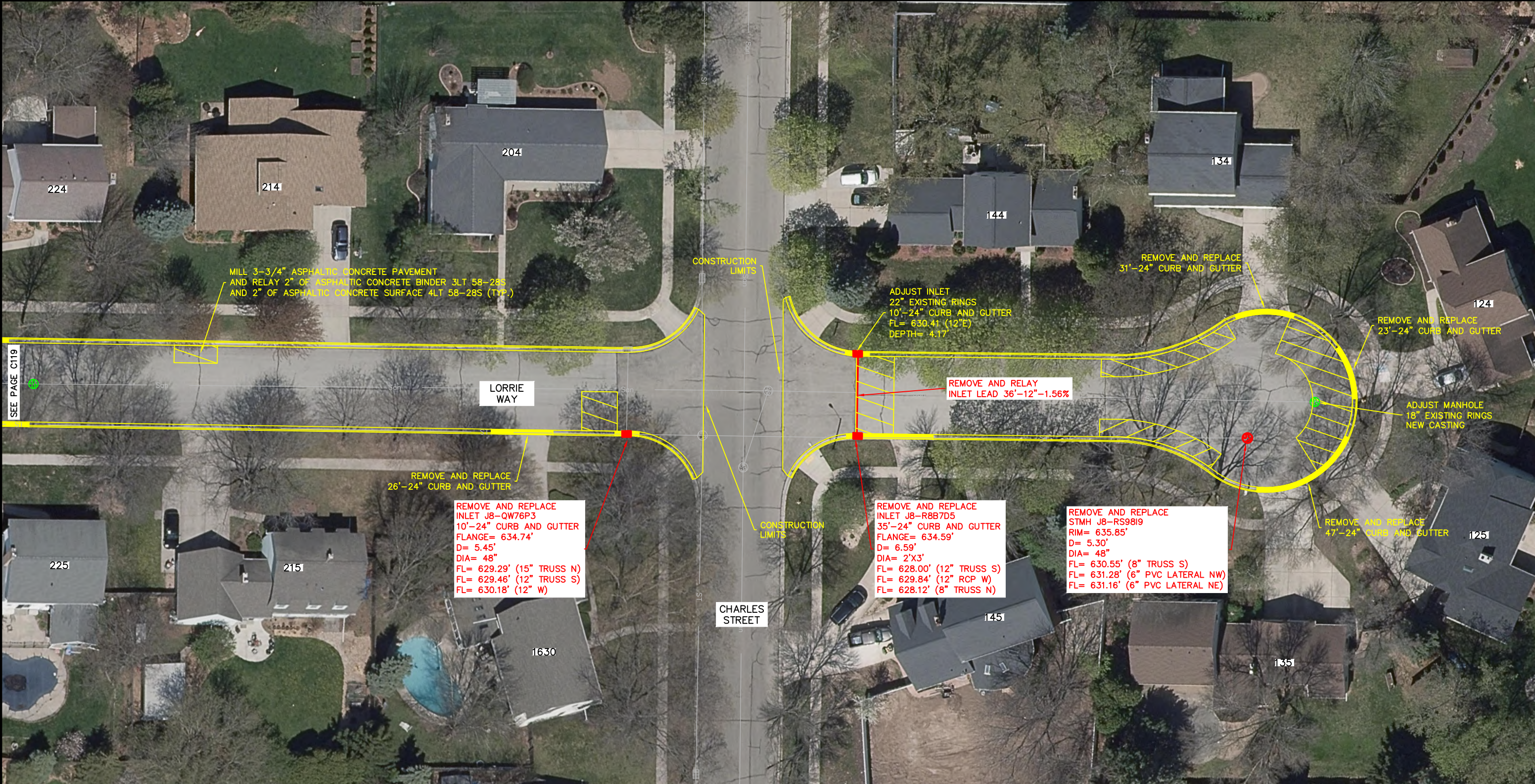
x:\ENG\Projects\City Projects\2022\Project 22-07 Curb Repair and Street Resurfacing\1200- CAD\BARBARA LN_Scout WY_LORRIE WY_NOB HILL LN_P&P.dwg



x:\ENG\Projects\City Projects\2022\Project 22-07 Curb Repair and Street Resurfacing\1200- CAD\BARBARA LN_Scout WY_LORRIE WY_NOB HILL LN_P&P.dwg



x:\ENG\Projects\City Projects\2022\Project 22-07 Curb Repair and Street Resurfacing\1200- CAD\BARBARA LN_ScOUT WY_LORRIE WY_NOB HILL LN_P&P.dwg



SEE PAGE C119

MILL 3-3/4" ASPHALTIC CONCRETE PAVEMENT
AND RELAY 2" OF ASPHALTIC CONCRETE BINDER 3LT 58-28S
AND 2" OF ASPHALTIC CONCRETE SURFACE 4LT 58-28S (TYP.)

LORRIE
WAY

REMOVE AND REPLACE
26'-24" CURB AND GUTTER

REMOVE AND REPLACE
INLET J8-QW76P3
10'-24" CURB AND GUTTER
FLANGE= 634.74'
D= 5.45'
DIA= 48"
FL= 629.29' (15" TRUSS N)
FL= 629.46' (12" TRUSS S)
FL= 630.18' (12" W)

CONSTRUCTION
LIMITS

CHARLES
STREET

CONSTRUCTION
LIMITS

ADJUST INLET
22" EXISTING RINGS
10'-24" CURB AND GUTTER
FL= 630.41' (12"E)
DEPTH= 4.17'

REMOVE AND RELAY
INLET LEAD 36'-12"-1.56%

REMOVE AND REPLACE
INLET J8-R8B7D5
35'-24" CURB AND GUTTER
FLANGE= 634.59'
D= 6.59'
DIA= 2'X3'
FL= 628.00' (12" TRUSS S)
FL= 629.84' (12" RCP W)
FL= 628.12' (8" TRUSS N)

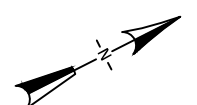
REMOVE AND REPLACE
STMH J8-RS98I9
RIM= 635.85'
D= 5.30'
DIA= 48"
FL= 630.55' (8" TRUSS S)
FL= 631.28' (6" PVC LATERAL NW)
FL= 631.16' (6" PVC LATERAL NE)

REMOVE AND REPLACE
31'-24" CURB AND GUTTER

REMOVE AND REPLACE
23'-24" CURB AND GUTTER

ADJUST MANHOLE
18" EXISTING RINGS
NEW CASTING

REMOVE AND REPLACE
47'-24" CURB AND GUTTER



0 20' 40'



CITY OF DE PERE

ENGINEERING DIVISION 925 S. SIXTH ST DE PERE WI 54115
OFFICE 920-339-4061 FAX 920-339-4071

LORRIE WAY

600' N/O BARBARA LN TO TERMINUS

NAME:
CURB REPAIR AND
STREET RESURFACING
PROJECT # 22-07

	BY	DATE
SURVEYED	MJT	10-2021
DRAWN	MJT	10-2021
DESIGNED	MJT	10-2021
CHECKED	CKK	03-2022

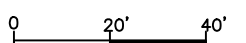
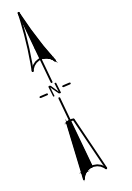
REVISIONS / ISSUES			
NO.	DATE	BY	REMARKS

PAGE
NO.
C120

X:\ENG\Projects\City Projects\2022\Project 22-07 Curb Repair and Street Resurfacing\1200- CAD\BARBARA LN_SCOOT WY_LORRIE WY_NOB HILL LN_P&P.dwg



SEE PAGE C122



CITY OF DE PERE

ENGINEERING DIVISION 925 S. SIXTH ST DE PERE WI 54115
OFFICE 920-339-4061 FAX 920-339-4071

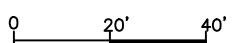
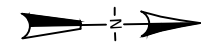
S FOX CROFT DRIVE
FOX RIVER DR TO N FOX CROFT DR

NAME:
CURB REPAIR AND
STREET RESURFACING
PROJECT # 22-07

	BY	DATE
SURVEYED	MJT	10-2021
DRAWN	MJT	10-2021
DESIGNED	CKK	10-2021
CHECKED	EPR	03-2022


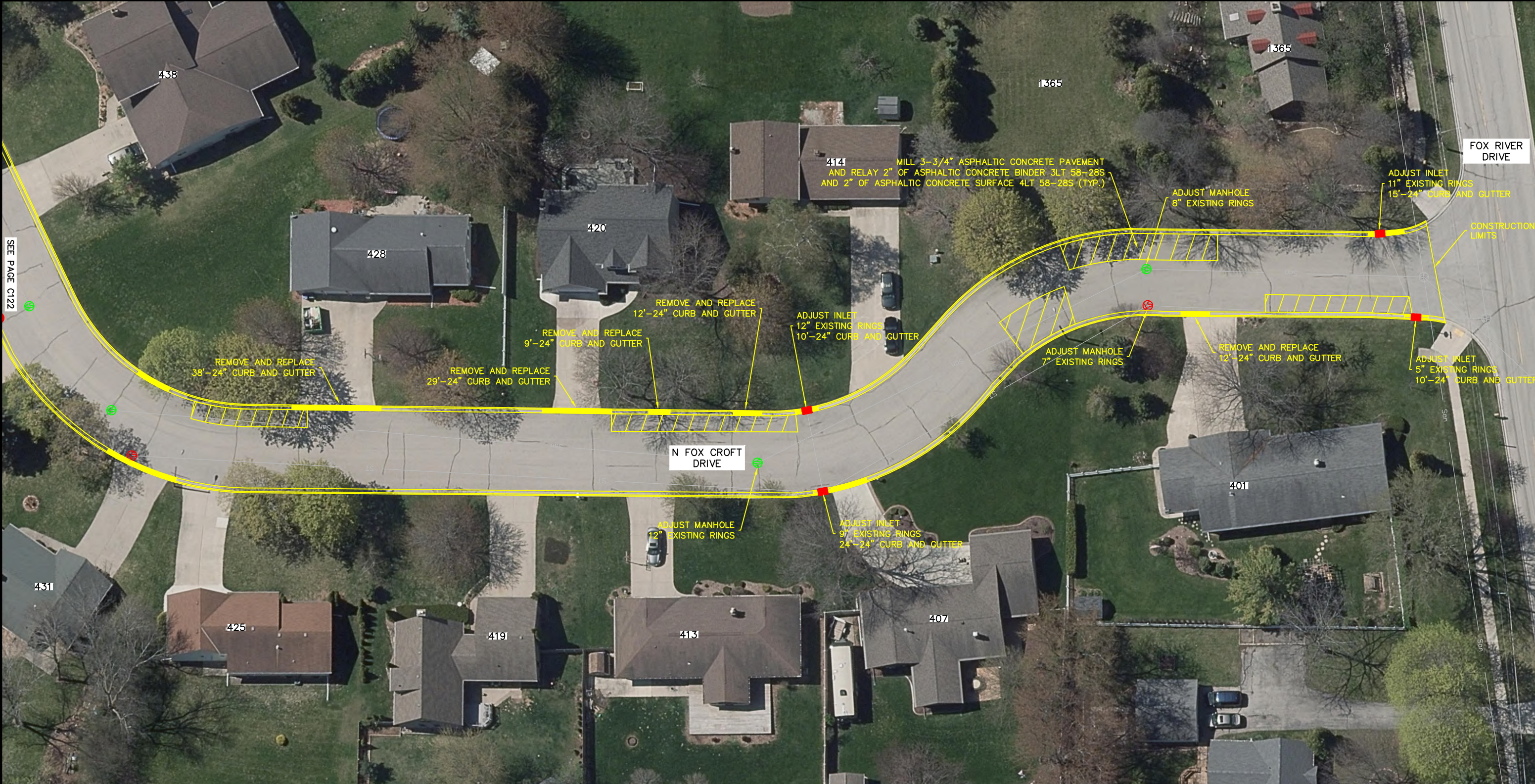
REVISIONS / ISSUES			
NO.	DATE	BY	REMARKS

x:\ENG\Projects\City Projects\2022\Project 22-07 Curb Repair and Street Resurfacing\1200- CAD\N FOX CROFT DR_S FOX CROFT_WILCOX CT_P&P.dwg



	CITY OF DE PERE ENGINEERING DIVISION 925 S. SIXTH ST DE PERE WI 54115 OFFICE 920-339-4061 FAX 920-339-4071	N FOX CROFT DRIVE S FOX CROFT DR TO 600' NW/O S FOX CROFT	NAME: CURB REPAIR AND STREET RESURFACING	<table><tr><td></td><td>BY</td><td>DATE</td></tr><tr><td>SURVEYED</td><td>MJT</td><td>10-2021</td></tr><tr><td>DRAWN</td><td>MJT</td><td>10-2021</td></tr><tr><td>DESIGNED</td><td>CKK</td><td>10-2021</td></tr><tr><td>CHECKED</td><td>EPR</td><td>03-2022</td></tr></table>		BY	DATE	SURVEYED	MJT	10-2021	DRAWN	MJT	10-2021	DESIGNED	CKK	10-2021	CHECKED	EPR	03-2022	REVISIONS / ISSUES				PAGE NO. C122
					BY	DATE																		
			SURVEYED		MJT	10-2021																		
			DRAWN		MJT	10-2021																		
DESIGNED	CKK	10-2021																						
CHECKED	EPR	03-2022																						
PROJECT #	NO.			DATE	BY	REMARKS																		
22-07																								

x:\ENG\Projects\City Projects\2022\Project 22-07 Curb Repair and Street Resurfacing\1200- CAD\N FOX CROFT DR_S FOX CROFT_WILCOX CT_P&P.dwg





CITY OF DE PERE
ENGINEERING DIVISION 925 S. SIXTH ST DE PERE WI 54115
OFFICE 920-339-4061 FAX 920-339-4071

N FOX CROFT DRIVE
600' NW/O S FOX CROFT DR TO FOX RIVER DR

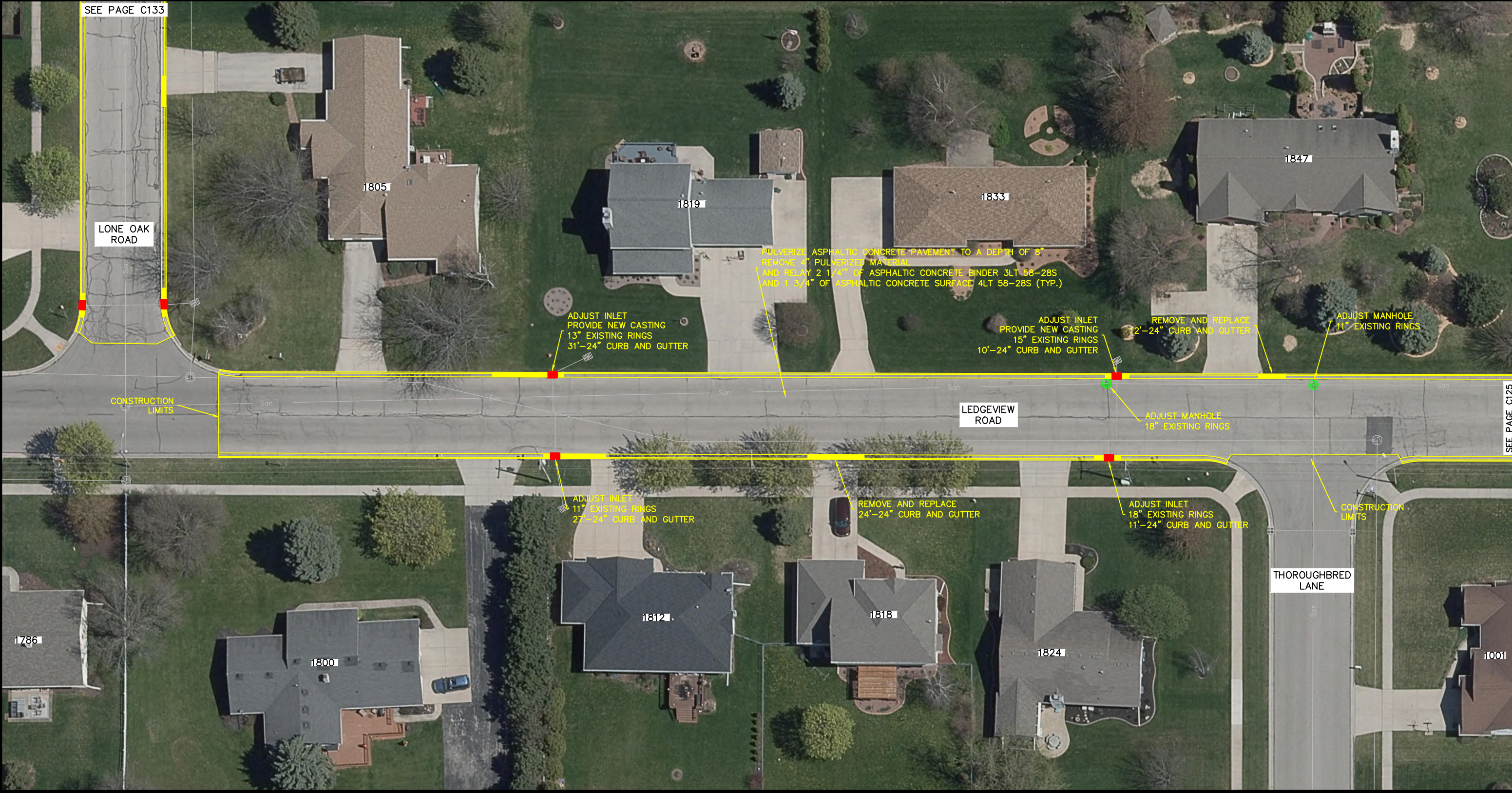
NAME: CURB REPAIR AND STREET RESURFACING
PROJECT # 22-07

	BY	DATE
SURVEYED	MJT	10-2021
DRAWN	MJT	10-2021
DESIGNED	CHK	10-2021
CHECKED	EPR	03-2022

REVISIONS / ISSUES		
NO.	DATE	REMARKS

PAGE NO.
C123

x:\ENG\Projects\City Projects\2022\Project 22-07 Curb Repair and Street Resurfacing\1200- CAD\N FOX CROFT DR_S FOX CROFT_WILCOX CT_P&P.dwg



SEE PAGE C133

LONE OAK ROAD

CONSTRUCTION LIMITS

ADJUST INLET
PROVIDE NEW CASTING
13" EXISTING RINGS
31'-24" CURB AND GUTTER

PULVERIZE ASPHALTIC CONCRETE PAVEMENT TO A DEPTH OF 8"
REMOVE 4" PULVERIZED MATERIAL
AND RELAY 2 1/4" OF ASPHALTIC CONCRETE BINDER 3LT 58-28S
AND 1 3/4" OF ASPHALTIC CONCRETE SURFACE 4LT 58-28S (TYP.)

ADJUST INLET
PROVIDE NEW CASTING
15" EXISTING RINGS
10'-24" CURB AND GUTTER

REMOVE AND REPLACE
12'-24" CURB AND GUTTER

ADJUST MANHOLE
11" EXISTING RINGS

LEDGEVIEW ROAD

ADJUST MANHOLE
18" EXISTING RINGS

SEE PAGE C125

ADJUST INLET
11" EXISTING RINGS
27'-24" CURB AND GUTTER

REMOVE AND REPLACE
24'-24" CURB AND GUTTER

ADJUST INLET
18" EXISTING RINGS
11'-24" CURB AND GUTTER

CONSTRUCTION LIMITS

THOROUGHNBRED LANE

1786

1800

1812

1818

1824

18001



CITY OF DE PERE

ENGINEERING DIVISION 925 S. SIXTH ST DE PERE WI 54115
OFFICE 920-339-4061 FAX 920-339-4071

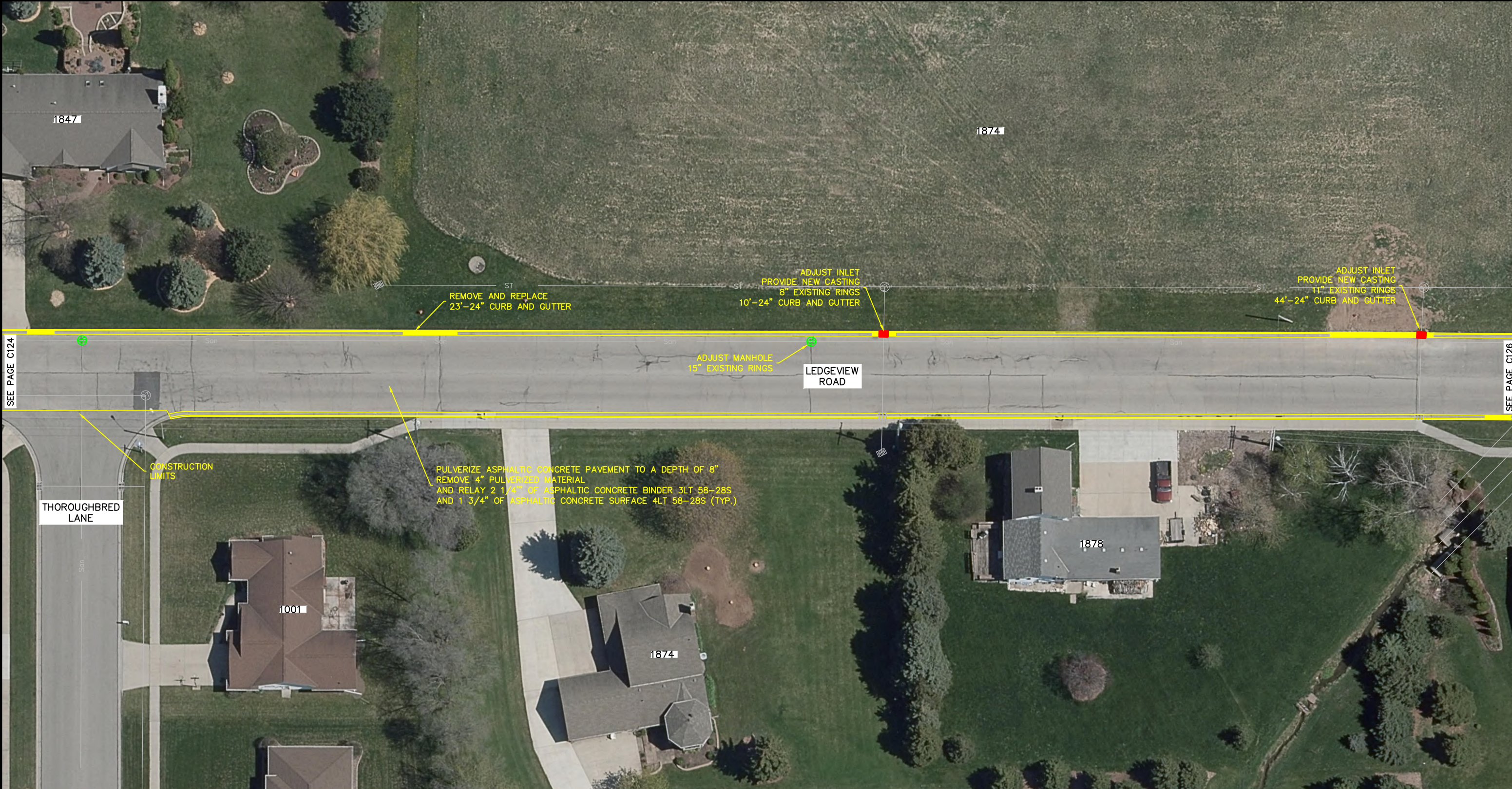
LEDGEVIEW ROAD
LONE OAK RD TO THOROUGHNBRED LN


NAME:
CURB REPAIR AND
STREET RESURFACING
PROJECT # 22-07

	BY	DATE
SURVEYED	MJT	10-2021
DRAWN	MJT	10-2021
DESIGNED	CKK	10-2021
CHECKED	EPR	03-2022

REVISIONS / ISSUES			
NO.	DATE	BY	REMARKS

X:\ENG\Projects\City Projects\2022\Project 22-07 Curb Repair and Street Resurfacing\1200- CAD\LEDGEVIEW RD-LONE OAK RD-P&P.dwg





CITY OF DE PERE
ENGINEERING DIVISION 925 S. SIXTH ST DE PERE WI 54115
OFFICE 920-339-4061 FAX 920-339-4071

LEDGEVIEW ROAD
THOROUGHNBRED LN TO 600' E/O FRENCH RD

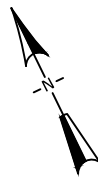
NAME:
CURB REPAIR AND
STREET RESURFACING
PROJECT #
22-07

	BY	DATE
SURVEYED	MJT	10-2021
DRAWN	MJT	10-2021
DESIGNED	CKK	10-2021
CHECKED	EPR	03-2022

REVISIONS / ISSUES			
NO.	DATE	BY	REMARKS

PAGE NO.
C125

X:\ENG\Projects\City Projects\2022\Project 22-07 Curb Repair and Street Resurfacing\1200- CAD\LEDGEVIEW RD_LONE OAK RD_P&P.dwg



0 20' 40'



CITY OF DE PERE

ENGINEERING DIVISION 925 S. SIXTH ST DE PERE WI 54115
OFFICE 920-339-4061 FAX 920-339-4071

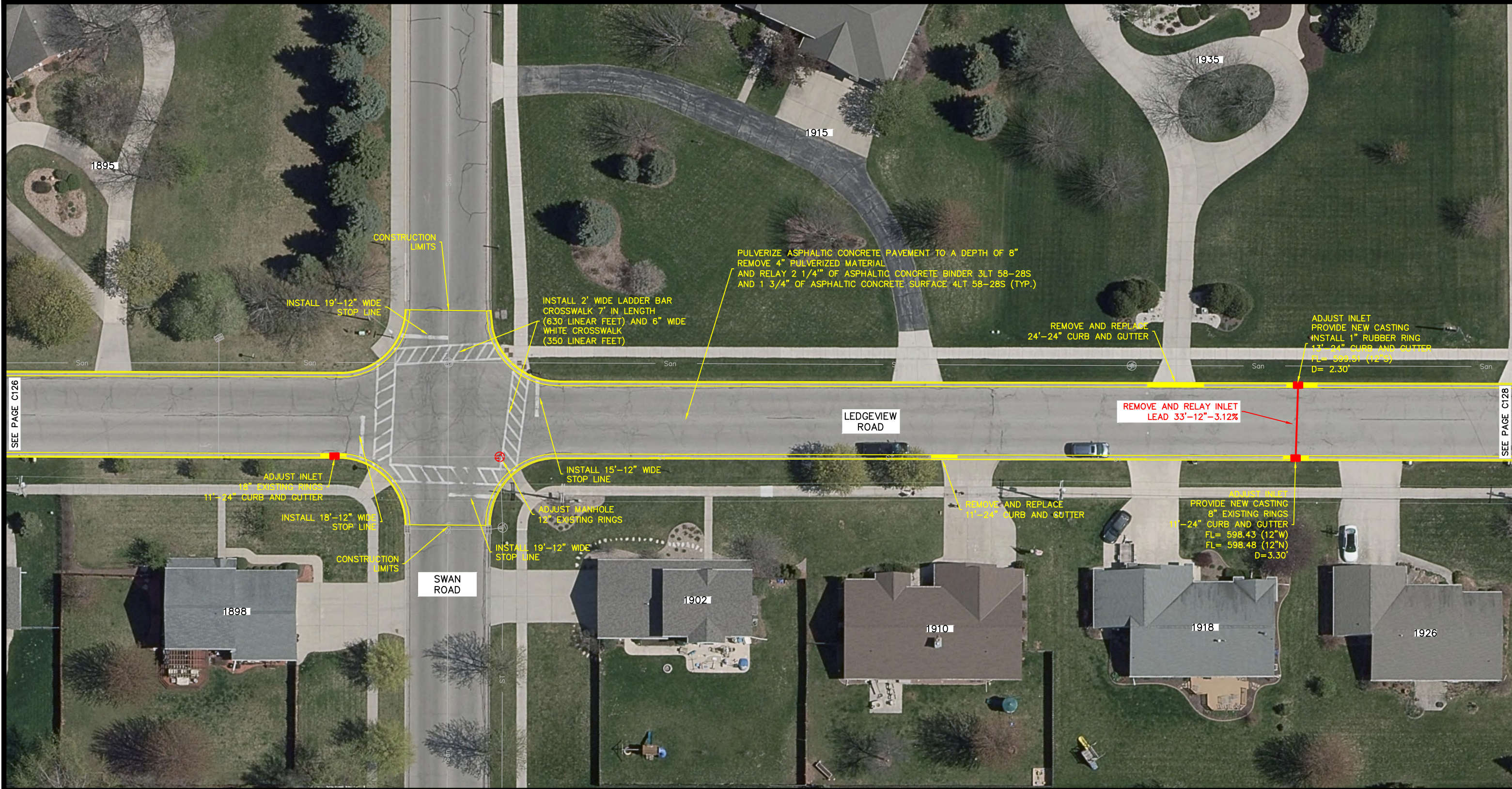
LEDGEVIEW ROAD
600' E/O THOROUGHbred TO 1200' E/O
THOROUGHbred

NAME:
CURB REPAIR AND
STREET RESURFACING
PROJECT # 22-07

	BY	DATE
SURVEYED	MJT	10-2021
DRAWN	MJT	10-2021
DESIGNED	CKK	10-2021
CHECKED	EPR	03-2022

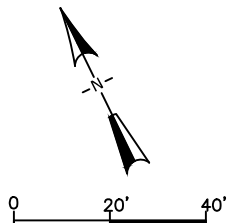
REVISIONS / ISSUES			
NO.	DATE	BY	REMARKS

X:\ENG\Projects\City Projects\2022\Project 22-07 Curb Repair and Street Resurfacing\1200- CAD\LEDGEVIEW RD_LONE OAK RD_P&P.dwg

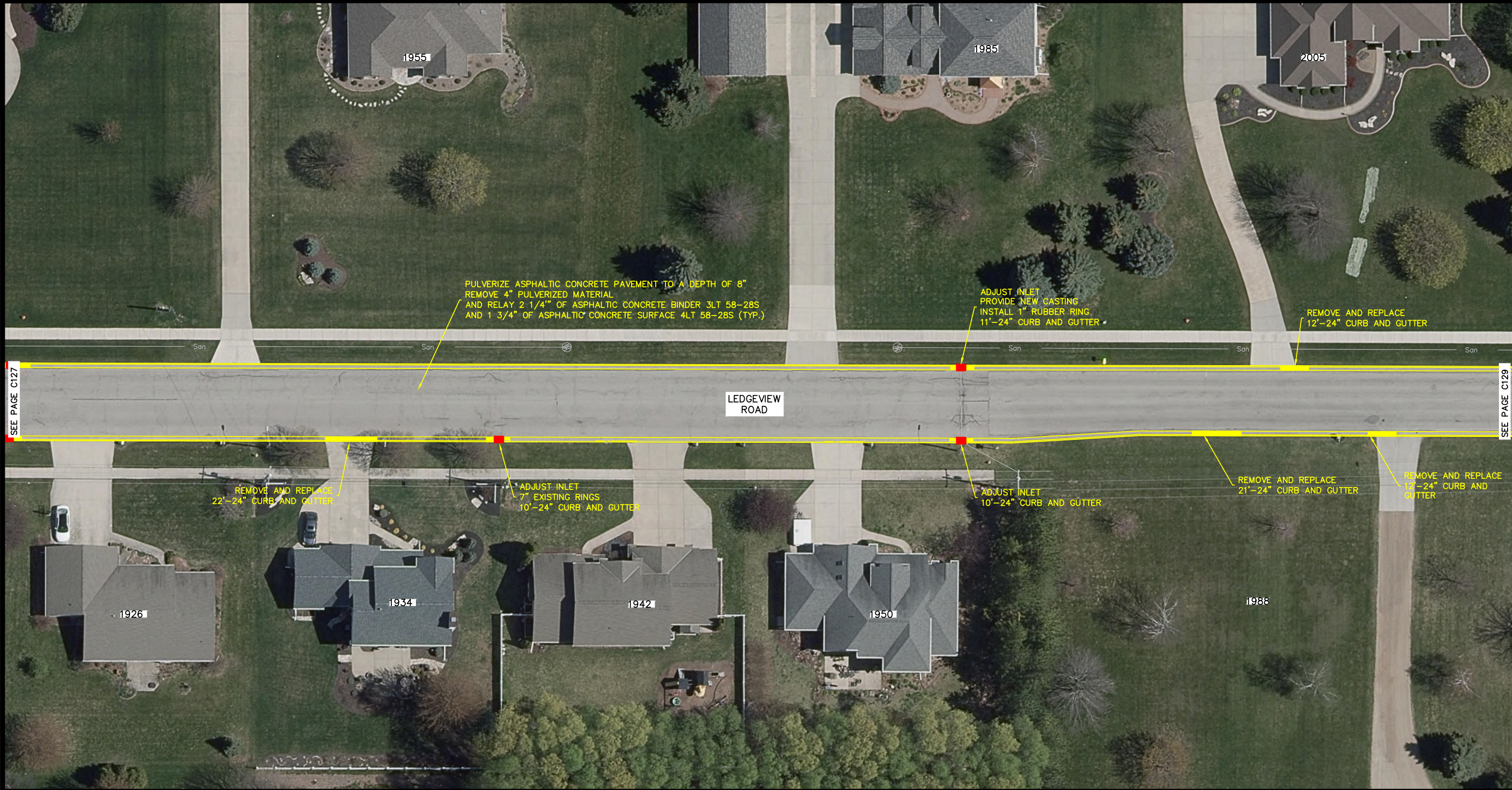


LEDGEVIEW RD PAVEMENT MARKINGS TABLE OF QUANTITIES:

225 LF	PAVEMENT MARKING LADDER BAR EPOXY 24-INCH WHITE
71 LF	PAVEMENT MARKING STOP LINE EPOXY 12-INCH WHITE
350 LF	PAVEMENT MARKING EPOXY 6-INCH WHITE

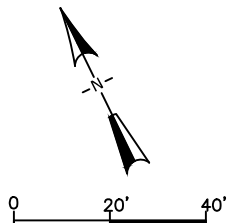


x:\ENG\Projects\City Projects\2022\Project 22-07 Curb Repair and Street Resurfacing\1200- CAD\LEDGEVIEW RD-LONE OAK RD_P&P.dwg



SEE PAGE C127

SEE PAGE C129



CITY OF DE PERE

ENGINEERING DIVISION 925 S. SIXTH ST DE PERE WI 54115
OFFICE 920-339-4061 FAX 920-339-4071

LEDGEVIEW ROAD
450' E/O SWAN RD TO 950' E/O SWAN RD

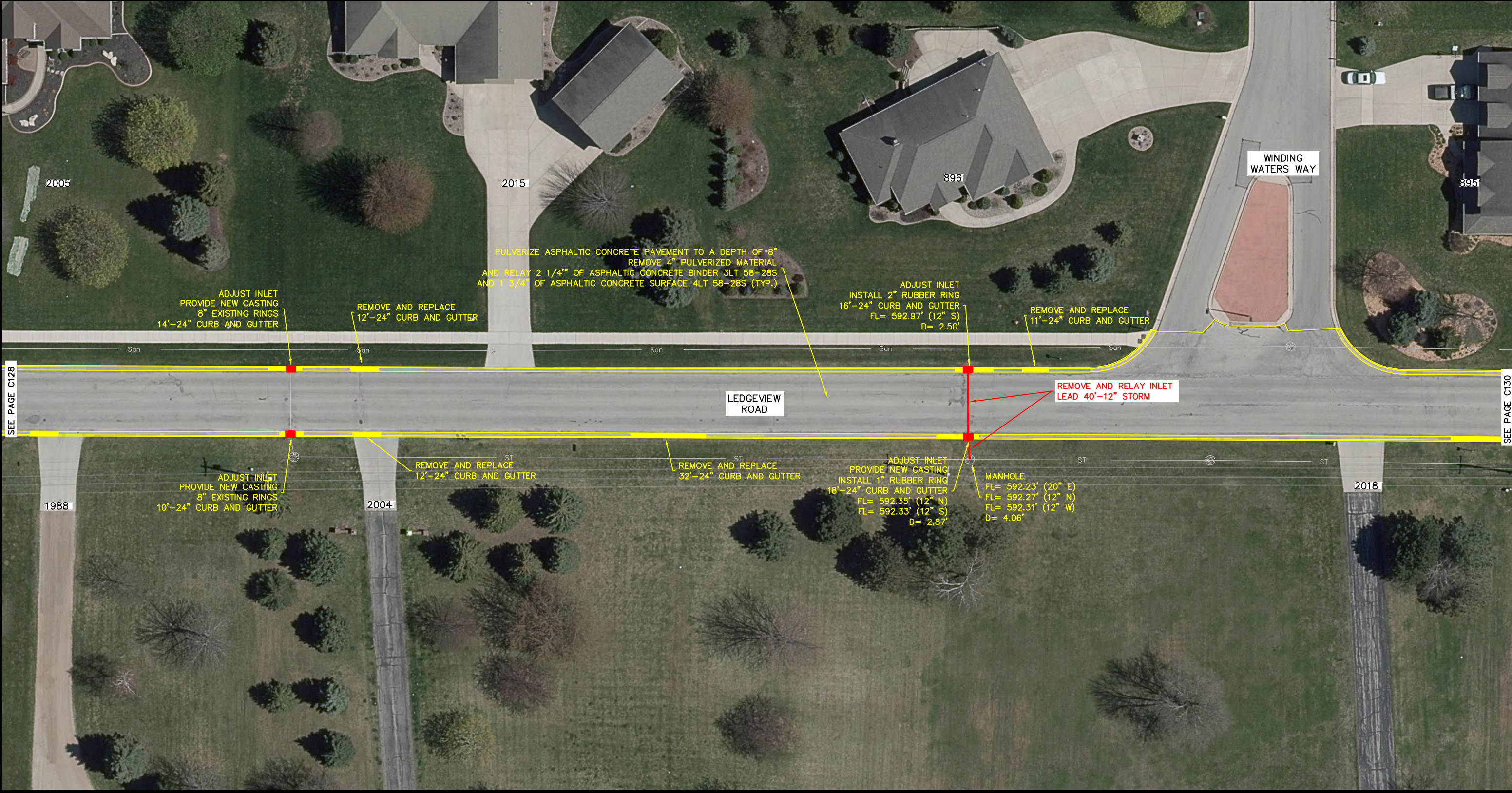
NAME:
CURB REPAIR AND
STREET RESURFACING
PROJECT # 22-07

	BY	DATE
SURVEYED	MJT	10-2021
DRAWN	MJT	10-2021
DESIGNED	CHK	10-2021
CHECKED	EPR	03-2022

REVISIONS / ISSUES			
NO.	DATE	BY	REMARKS

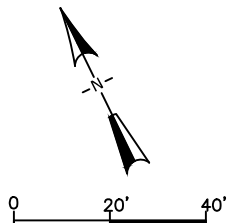
PAGE
NO.
C128

X:\ENG\Projects\City Projects\2022\Project 22-07 Curb Repair and Street Resurfacing\1200- CAD\LEDGEVIEW RD_LONE OAK RD_P&P.dwg



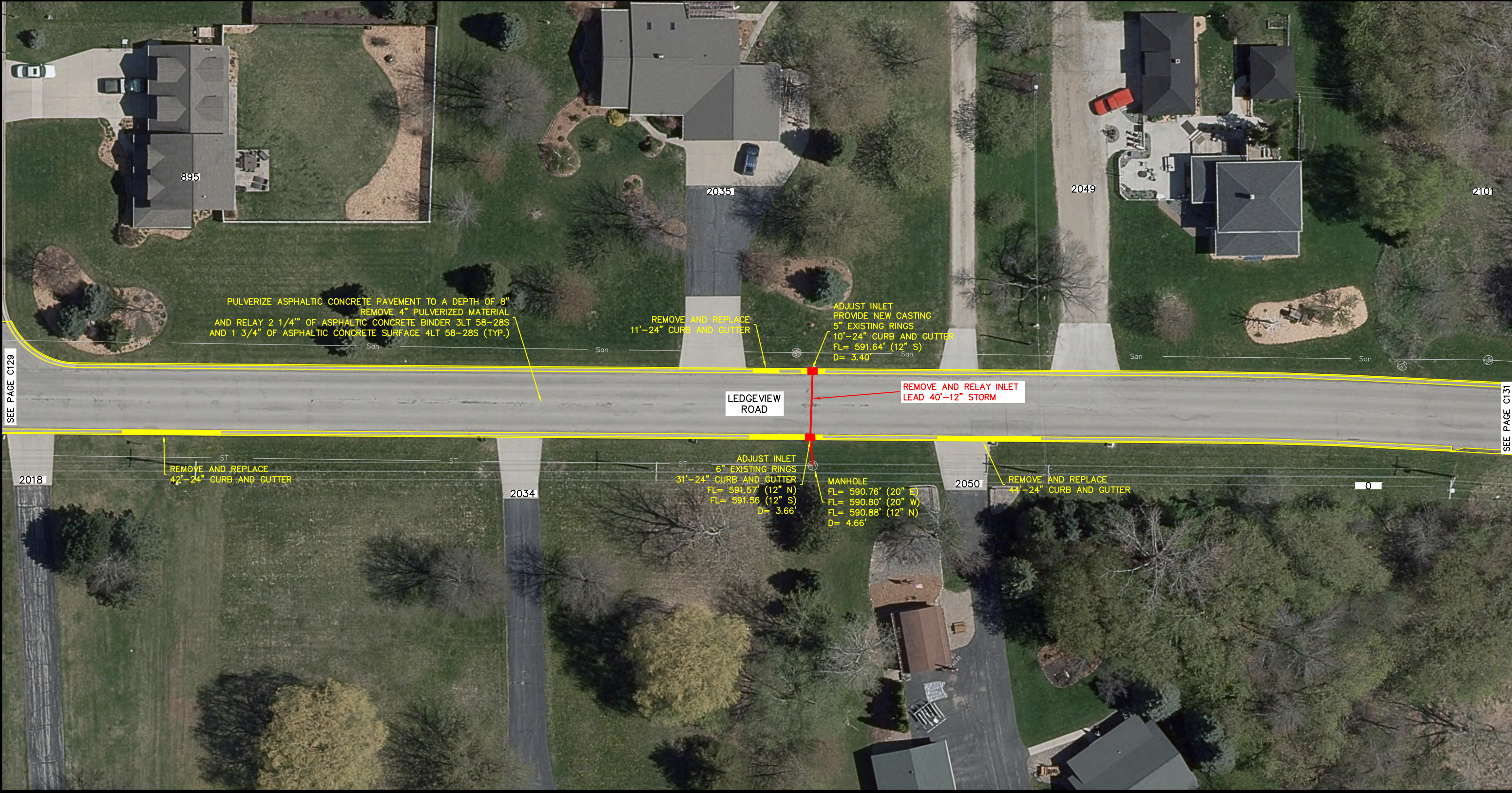
SEE PAGE C128

SEE PAGE C130



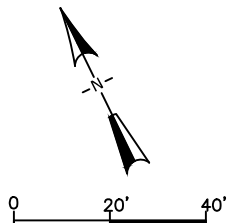
	CITY OF DE PERE ENGINEERING DIVISION 925 S. SIXTH ST DE PERE WI 54115 OFFICE 920-339-4061 FAX 920-339-4071	LEDGEVIEW ROAD 950' E/O SWAN RD TO WINDING WATERS WAY	NAME: CURB REPAIR AND STREET RESURFACING	<table><tr><td></td><td>BY</td><td>DATE</td></tr><tr><td>SURVEYED</td><td>MJT</td><td>10-2021</td></tr><tr><td>DRAWN</td><td>MJT</td><td>10-2021</td></tr><tr><td>DESIGNED</td><td>CKK</td><td>10-2021</td></tr><tr><td>CHECKED</td><td>EPR</td><td>03-2022</td></tr></table>		BY	DATE	SURVEYED	MJT	10-2021	DRAWN	MJT	10-2021	DESIGNED	CKK	10-2021	CHECKED	EPR	03-2022	REVISIONS / ISSUES				PAGE NO. C129
					BY	DATE																		
			SURVEYED		MJT	10-2021																		
			DRAWN		MJT	10-2021																		
DESIGNED	CKK	10-2021																						
CHECKED	EPR	03-2022																						
PROJECT #	22-07		NO.	DATE	BY	REMARKS																		

X:\ENG\Projects\City Projects\2022\Project 22-07 Curb Repair and Street Resurfacing\1200- CAD\LEDGEVIEW RD_LONE OAK RD_P&P.dwg



SEE PAGE C129

SEE PAGE C131





CITY OF DE PERE
ENGINEERING DIVISION 925 S. SIXTH ST DE PERE WI 54115
OFFICE 920-339-4061 FAX 920-339-4071

LEDGEVIEW ROAD
WINDING WATERS WAY TO 625'
E/O WINDING WATERS WAY

NAME: CURB REPAIR AND STREET RESURFACING	BY MJT	DATE 10-2021
PROJECT # 22-07	DRAWN MJT	DATE 10-2021
	DESIGNED CKK	DATE 10-2021
	CHECKED EPR	DATE 03-2022

REVISIONS / ISSUES		
NO.	DATE	BY

REMARKS

PAGE NO.
C130

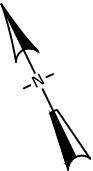
X:\ENG\Projects\City Projects\2022\Project 22-07 Curb Repair and Street Resurfacing\1200- CAD\LEDGEVIEW RD_LONE OAK RD_P&P.dwg



SEE PAGE C130

SEE PAGE C132

0



0 20' 40'



CITY OF DE PERE

ENGINEERING DIVISION 925 S. SIXTH ST DE PERE WI 54115
OFFICE 920-339-4061 FAX 920-339-4071


LEDGEVIEW ROAD
625' E/O WINDING WATERS WAY TO 1200'
E/O WINDING WATERS WAY

NAME:
CURB REPAIR AND
STREET RESURFACING
PROJECT # 22-07

BY	DATE
SURVEYED	MJT 10-2021
DRAWN	MJT 10-2021
DESIGNED	CHK 10-2021
CHECKED	EPR 03-2022

REVISIONS / ISSUES			
NO.	DATE	BY	REMARKS





CITY OF DE PERE

ENGINEERING DIVISION 925 S. SIXTH ST DE PERE WI 54115
OFFICE 920-339-4061 FAX 920-339-4071

LEDGEVIEW ROAD

1200' E/O WINDING WATERS WAY TO
EAST RIVER

NAME:
CURB REPAIR AND
STREET RESURFACING

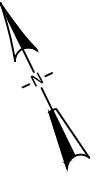
PROJECT #
22-07

	BY	DATE
SURVEYED	MJT	10-2021
DRAWN	MJT	10-2021
DESIGNED	CKK	10-2021
CHECKED	EPR	03-2022

REVISIONS / ISSUES			
NO.	DATE	BY	REMARKS

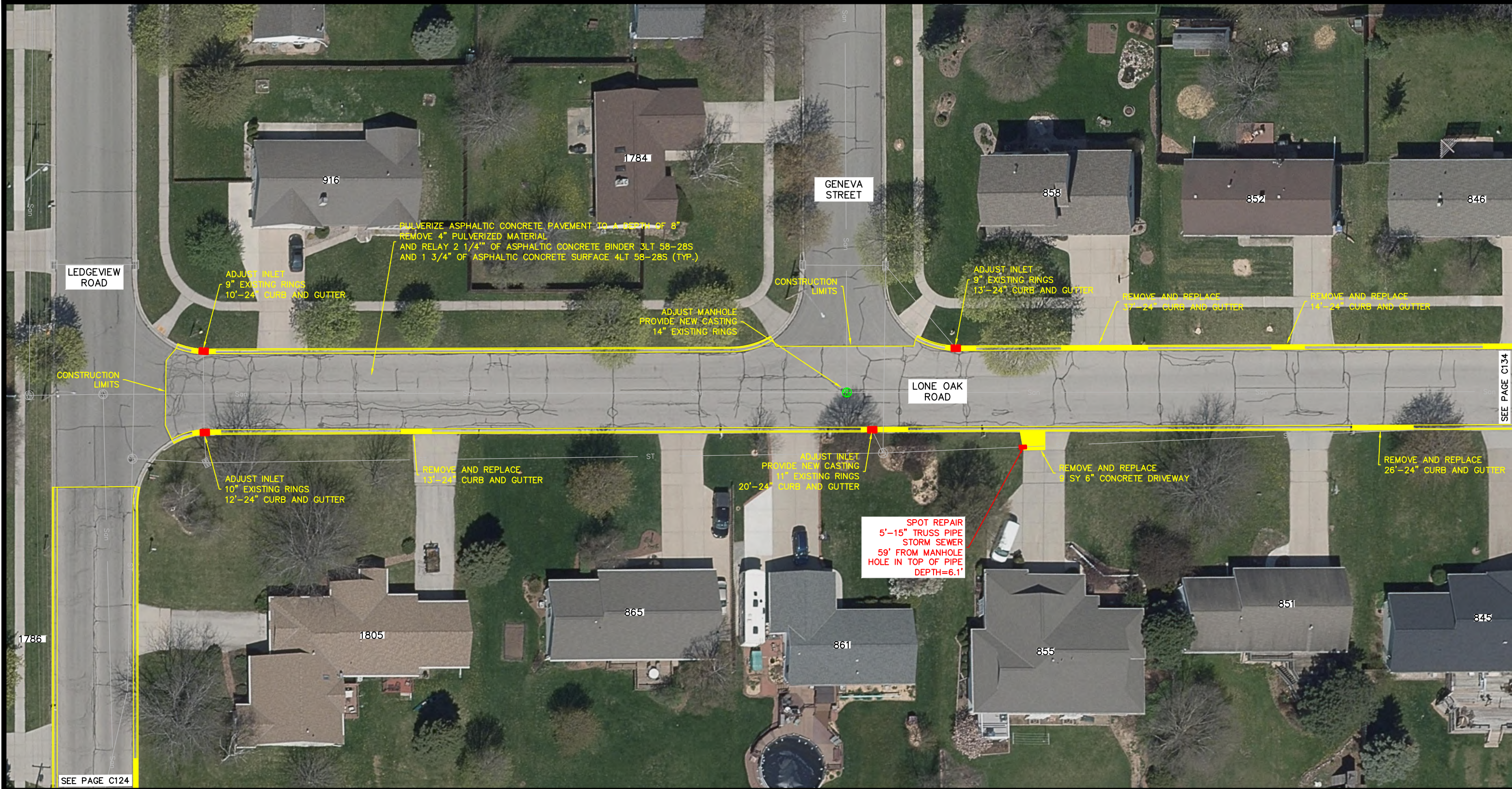
PAGE NO.

C132



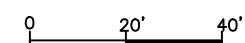
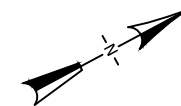
020'40'

x:\ENG\Projects\City Projects\2022\Project 22-07 Curb Repair and Street Resurfacing\1200- CAD\LEDGEVIEW RD_LONE OAK RD_P&P.dwg



SEE PAGE C134

SEE PAGE C124



CITY OF DE PERE

ENGINEERING DIVISION 925 S. SIXTH ST DE PERE WI 54115
OFFICE 920-339-4061 FAX 920-339-4071

LONE OAK ROAD
LEDGEVIEW RD TO 250' N/O GENEVA ST

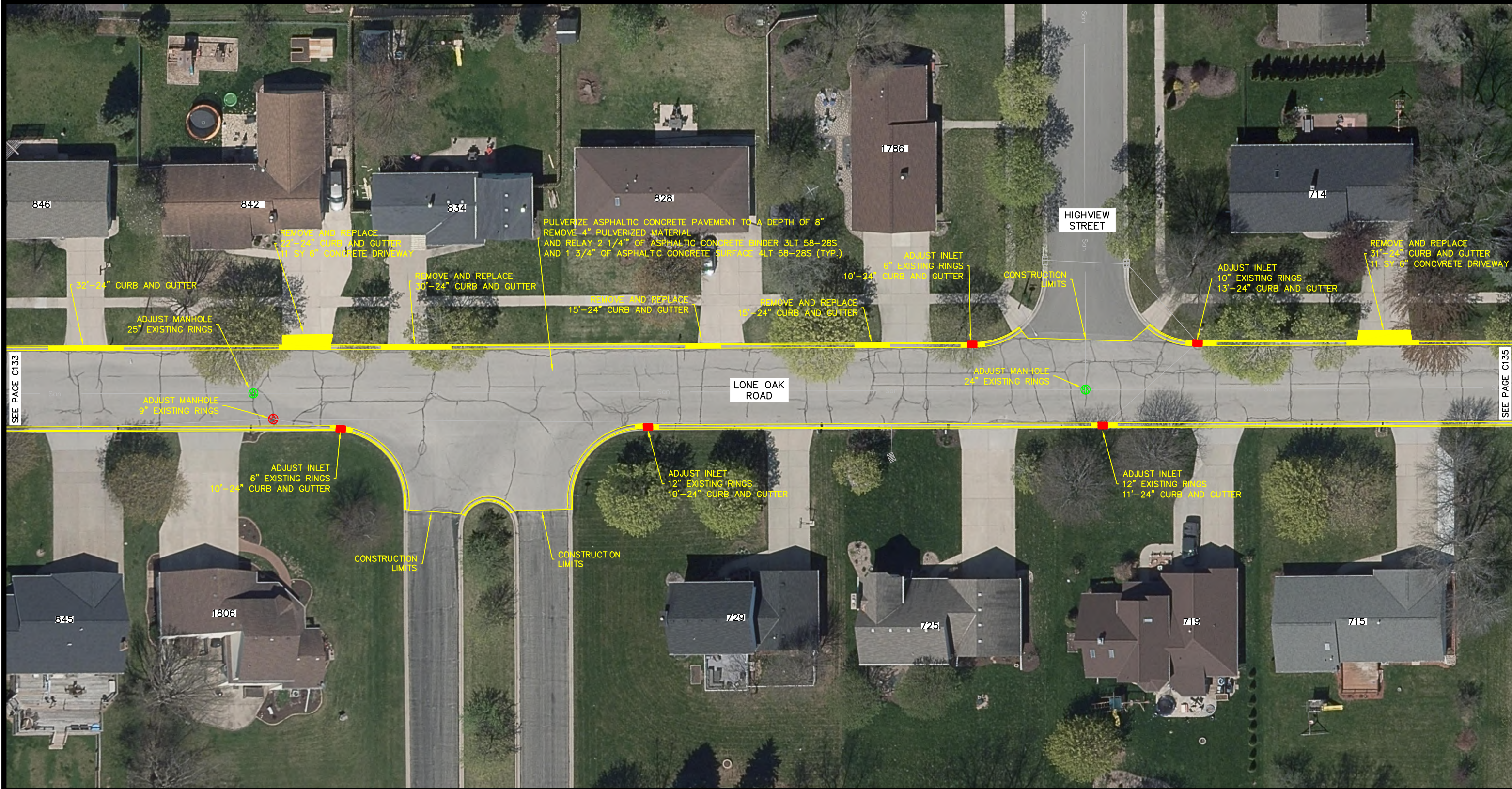
NAME:
CURB REPAIR AND
STREET RESURFACING
PROJECT # 22-07


	BY	DATE
SURVEYED	MJT	11-2021
DRAWN	MJT	11-2021
DESIGNED	CKK	11-2021
CHECKED	EPR	03-2022

REVISIONS / ISSUES			
NO.	DATE	BY	REMARKS

PAGE
NO.
C133

X:\ENG\Projects\City Projects\2022\Project 22-07 Curb Repair and Street Resurfacing\1200- CAD\LEDGEVIEW RD-LONE OAK RD_P&P.dwg






CITY OF DE PERE
ENGINEERING DIVISION 925 S. SIXTH ST DE PERE WI 54115
OFFICE 920-339-4061 FAX 920-339-4071

LONE OAK ROAD
250' N/O GENEVA ST TO 150' N/O HGHVIEW ST

NAME: CURB REPAIR AND STREET RESURFACING	BY MJT	DATE 11-2021
PROJECT # 22-07	DRAWN MJT	DATE 11-2021
	DESIGNED CKK	DATE 11-2021
	CHECKED EPR	DATE 03-2022

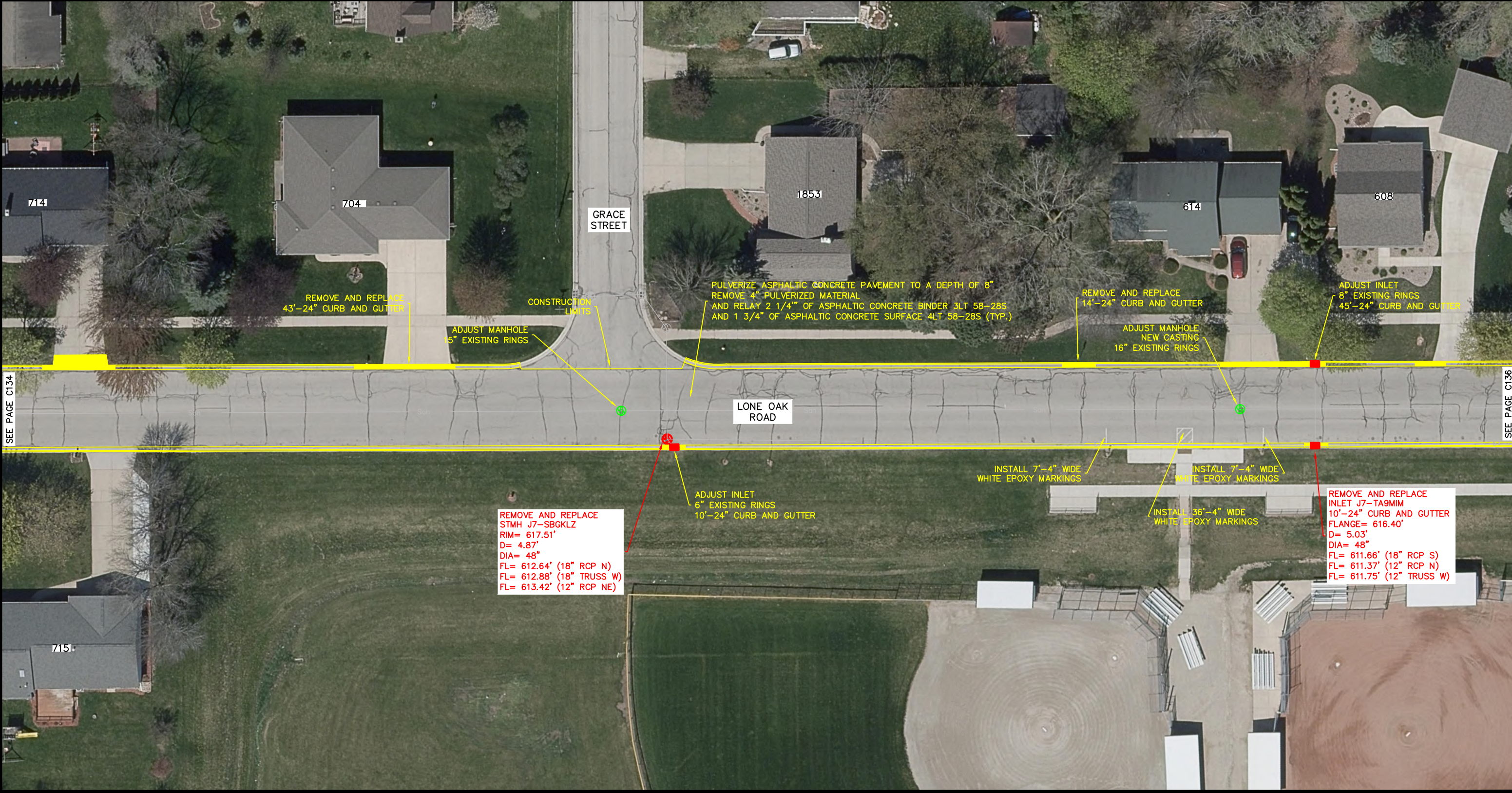
REVISIONS / ISSUES		
NO.	DATE	BY

REMARKS


0 20' 40'

PAGE NO.
C134

x:\ENG\Projects\City Projects\2022\Project 22-07 Curb Repair and Street Resurfacing\1200- CAD\LEDGEVIEW RD_LONE OAK RD_P&P.dwg



SEE PAGE C134

SEE PAGE C136

REMOVE AND REPLACE
STMH J7-SBGKLZ
RIM= 617.51'
D= 4.87'
DIA= 48"
FL= 612.64' (18" RCP N)
FL= 612.88' (18" TRUSS W)
FL= 613.42' (12" RCP NE)

ADJUST INLET
6" EXISTING RINGS
10'-24" CURB AND GUTTER

PULVERIZE ASPHALTIC CONCRETE PAVEMENT TO A DEPTH OF 8"
REMOVE 4" PULVERIZED MATERIAL
AND RELAY 2 1/4" OF ASPHALTIC CONCRETE BINDER 3LT 58-28S
AND 1 3/4" OF ASPHALTIC CONCRETE SURFACE 4LT 58-28S (TYP.)

REMOVE AND REPLACE
14'-24" CURB AND GUTTER

ADJUST MANHOLE
NEW CASTING
16" EXISTING RINGS

ADJUST INLET
8" EXISTING RINGS
45'-24" CURB AND GUTTER

INSTALL 7'-4" WIDE
WHITE EPOXY MARKINGS


INSTALL 7'-4" WIDE
WHITE EPOXY MARKINGS

INSTALL 36'-4" WIDE
WHITE EPOXY MARKINGS

REMOVE AND REPLACE
INLET J7-TA9MIM
10'-24" CURB AND GUTTER
FLANGE= 616.40'
D= 5.03'
DIA= 48"
FL= 611.66' (18" RCP S)
FL= 611.37' (12" RCP N)
FL= 611.75' (12" TRUSS W)

LONE OAK RD PAVEMENT MARKINGS TABLE OF QUANTITIES:

50 LF PAVEMENT MARKING EPOXY 4-INCH WHITE



0 20' 40'



CITY OF DE PERE

ENGINEERING DIVISION 925 S. SIXTH ST DE PERE WI 54115
OFFICE 920-339-4061 FAX 920-339-4071

LONE OAK ROAD

150' N/O HGHVIEW ST TO 350' N/O GRACE ST

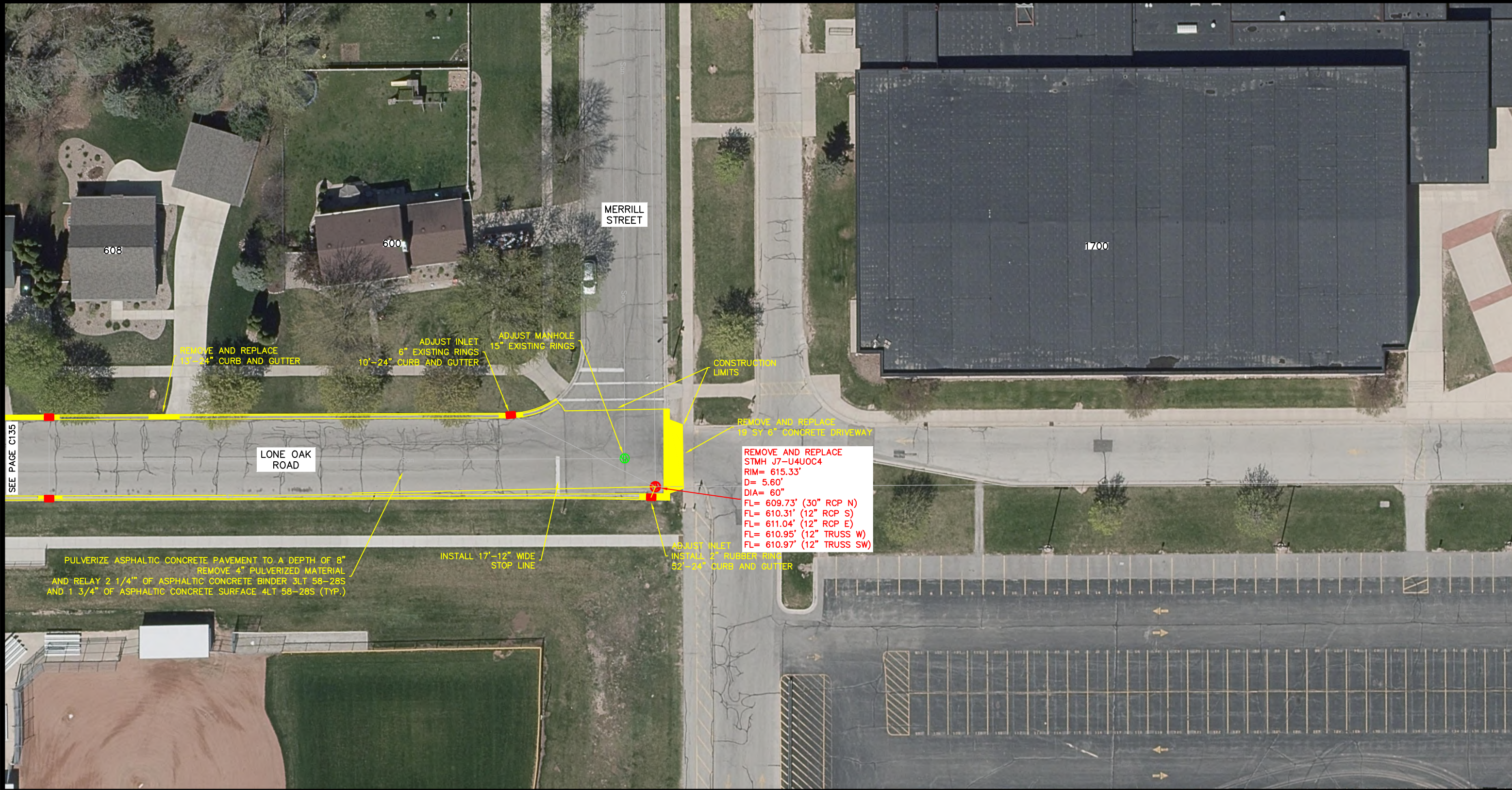
NAME:
CURB REPAIR AND
STREET RESURFACING
PROJECT # 22-07

	BY	DATE
SURVEYED	MJT	11-2021
DRAWN	MJT	11-2021
DESIGNED	CKK	11-2021
CHECKED	EPR	03-2022

REVISIONS / ISSUES			
NO.	DATE	BY	REMARKS

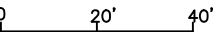

PAGE
NO.
C135

X:\ENG\Projects\City Projects\2022\Project 22-07 Curb Repair and Street Resurfacing\1200- CAD\LEDGEVIEW RD-LONE OAK RD_P&P.dwg



LONE OAK RD PAVEMENT MARKINGS TABLE OF QUANTITIES:

17 LF	PAVEMENT MARKING STOP LINE EPOXY 12-INCH WHITE
-------	--



CITY OF DE PERE

ENGINEERING DIVISION 925 S. SIXTH ST DE PERE WI 54115
OFFICE 920-339-4061 FAX 920-339-4071

LONE OAK ROAD
350' N/O HGHVIEW ST TO MERRILL ST

NAME:
CURB REPAIR AND
STREET RESURFACING
PROJECT # 22-07

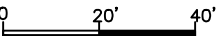
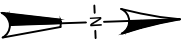
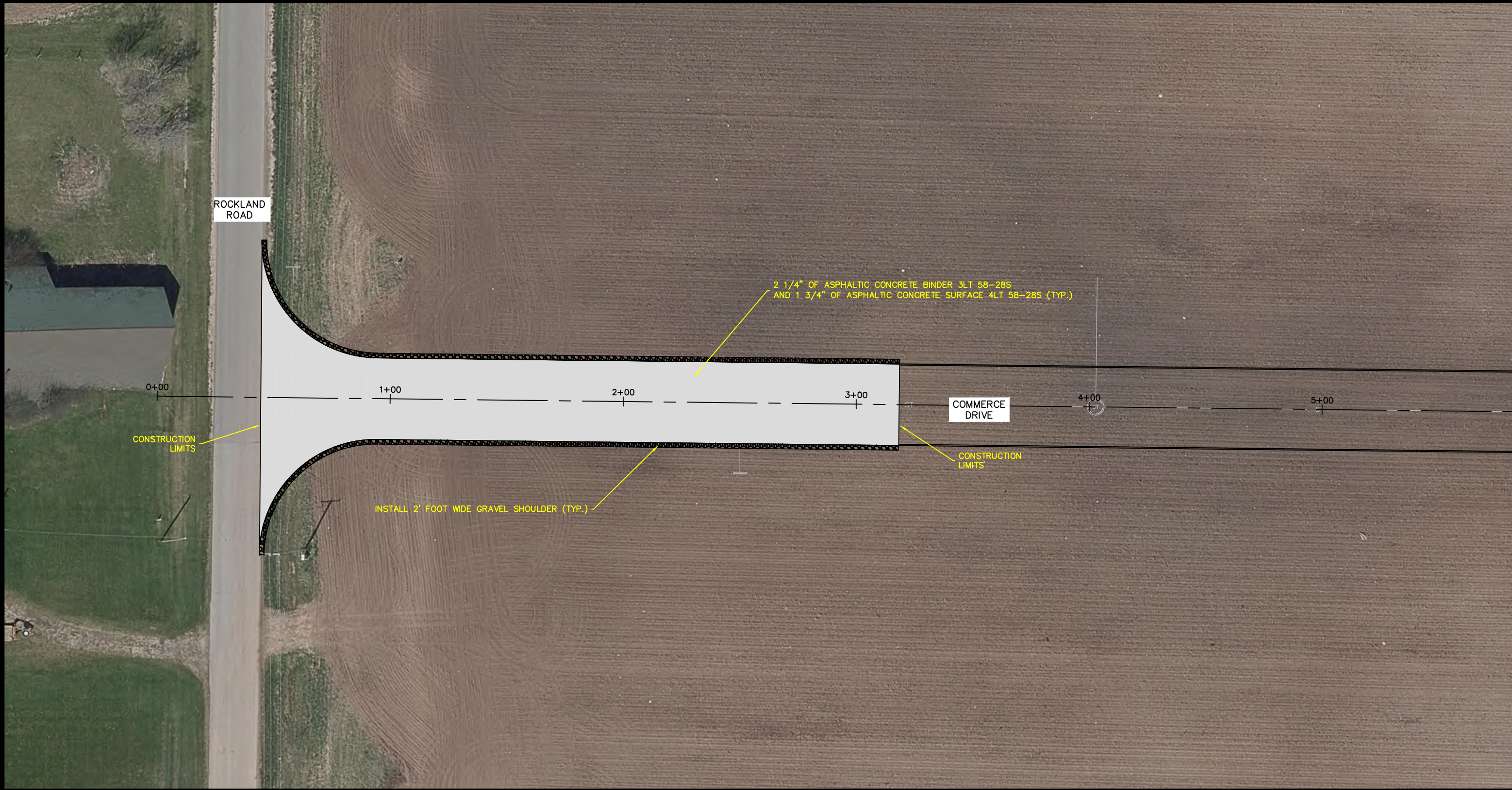
	BY	DATE
SURVEYED	MJT	11-2021
DRAWN	MJT	11-2021
DESIGNED	CKK	11-2021
CHECKED	EPR	03-2022

REVISIONS / ISSUES			
NO.	DATE	BY	REMARKS



	CITY OF DE PERE ENGINEERING DIVISION 925 S. SIXTH ST DE PERE WI 54115 OFFICE 920-339-4061 FAX 920-339-4071	GARROMAN DRIVE 225' E/O TIPPERARY TR TO AMERICAN BLVD	NAME: CURB REPAIR AND STREET RESURFACING		BY	DATE	REVISIONS / ISSUES				PAGE NO. C137
			PROJECT #	22-07			NO.	DATE	BY	REMARKS	

X:\ENG\Projects\City Projects\2022\Project 22-07 Curb Repair and Street Resurfacing\1200- CAD\GARROMAN_AMERICAN_COMMERCE.dwg



CITY OF DE PERE

ENGINEERING DIVISION 925 S. SIXTH ST DE PERE WI 54115
OFFICE 920-339-4061 FAX 920-339-4071

COMMERCE DRIVE
ROCKLAND RD TO 250' N/O ROCKLAND RD

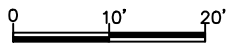
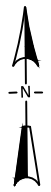
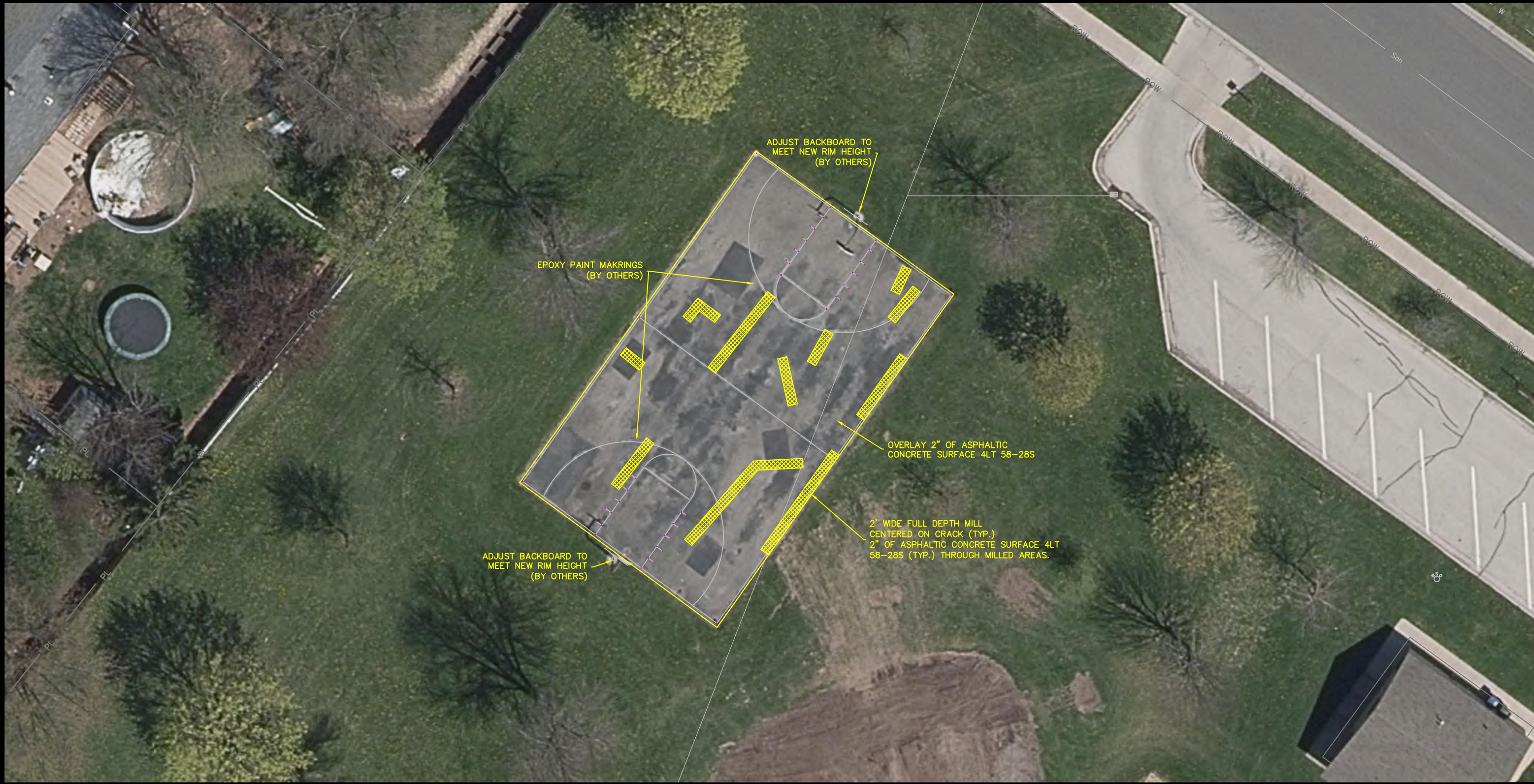
NAME:
CURB REPAIR AND
STREET RESURFACING
PROJECT # 22-07

	BY	DATE
SURVEYED		
DRAWN	MJT	02-2022
DESIGNED	MJT	02-2022
CHECKED	EPR	03-2022

REVISIONS / ISSUES			
NO.	DATE	BY	REMARKS

PAGE
NO.

C138



CITY OF DE PERE

ENGINEERING DIVISION 925 S. SIXTH ST DE PERE WI 54115
OFFICE 920-339-4061 FAX 920-339-4071

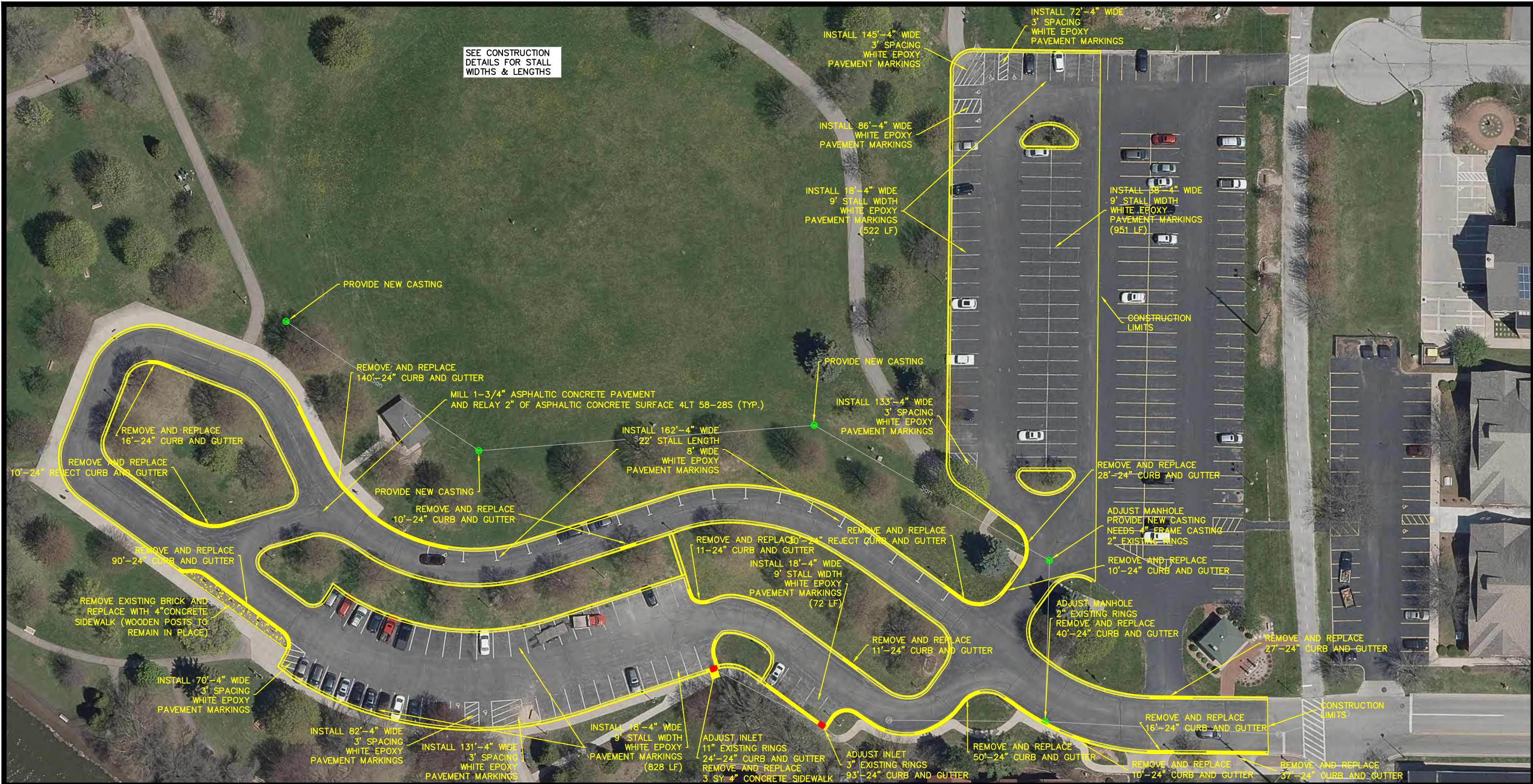
**PATRIOT PARK
BASKETBALL COURT**

NAME:
CURB REPAIR AND
STREET RESURFACING
PROJECT # 22-07

	BY	DATE
SURVEYED	MJT	01-2022
DRAWN	MJT	01-2022
DESIGNED	MJT	01-2022
CHECKED	CKK	11-2010

REVISIONS / ISSUES			
NO.	DATE	BY	REMARKS

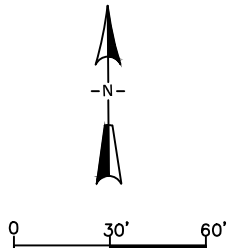
PAGE
NO.
C139

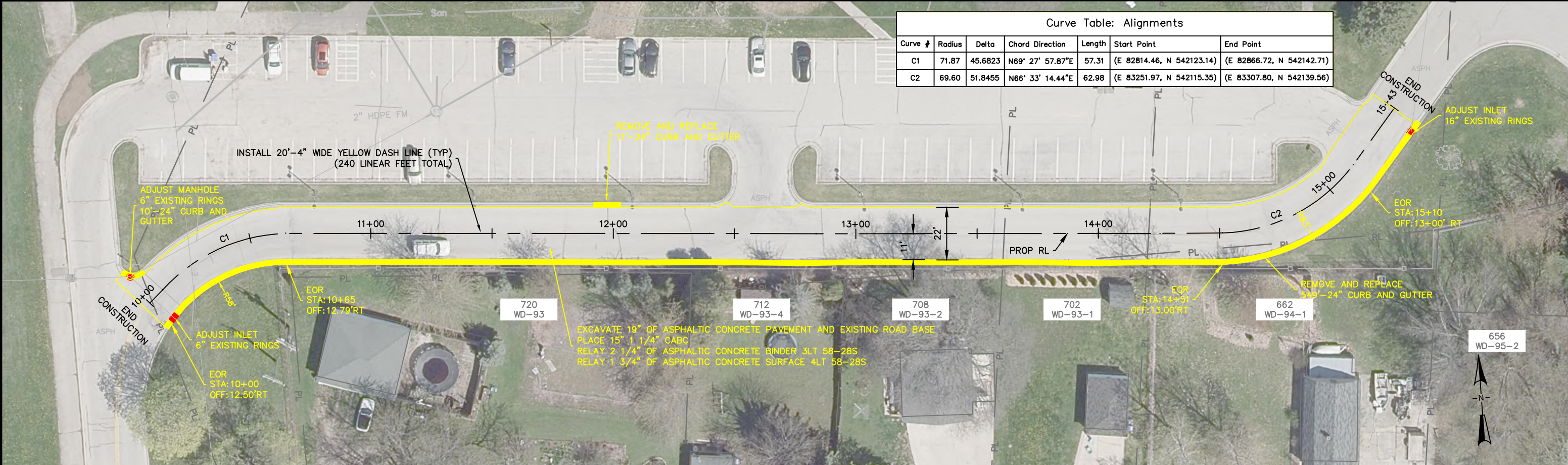


SEE CONSTRUCTION
DETAILS FOR STALL
WIDTHS & LENGTHS

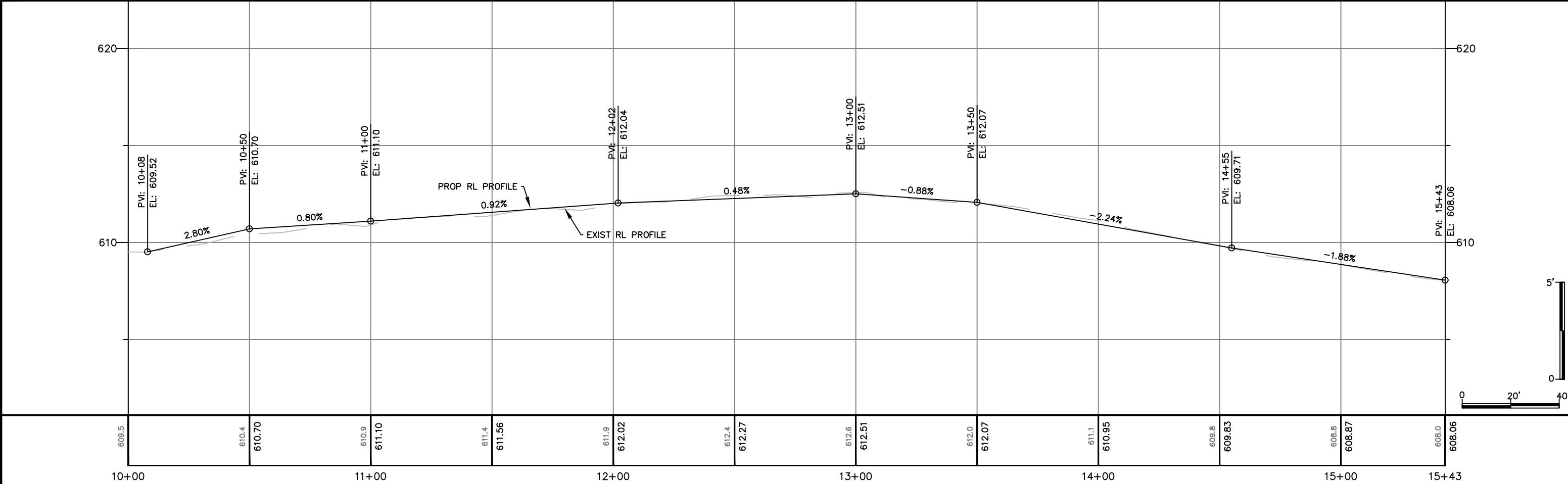
VOYAGEUR PARK PAVEMENT MARKINGS TABLE OF QUANTITIES:

7 EA WHITE EPOXY HANDICAP SYMBOLS
3254' LF 4" WIDE WHITE EPOXY PAVEMENT MARKINGS





Curve Table: Alignments						
Curve #	Radius	Delta	Chord Direction	Length	Start Point	End Point
C1	71.87	45.6823	N69° 27' 57.87"E	57.31	(E 82814.46, N 542123.14)	(E 82866.72, N 542142.71)
C2	69.60	51.8455	N66° 33' 14.44"E	62.98	(E 83251.97, N 542115.35)	(E 83307.80, N 542139.56)



x:\ENG\Projects\City Projects\2022\Project 22-07 Curb Repair and Street Resurfacing\1200- CAD\VFW ACCESS_P&P.dwg



CITY OF DE PERE

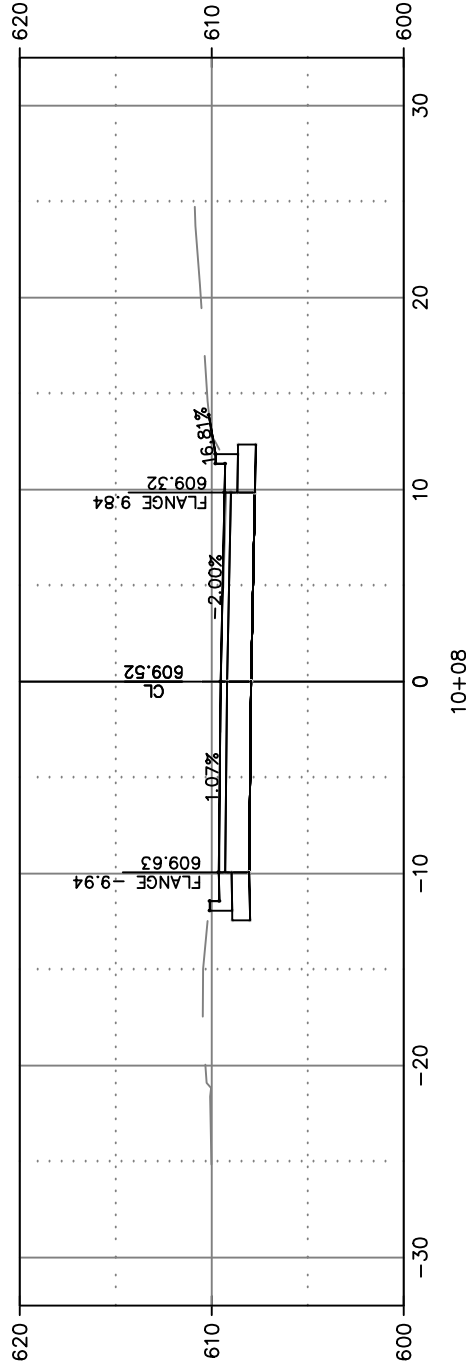
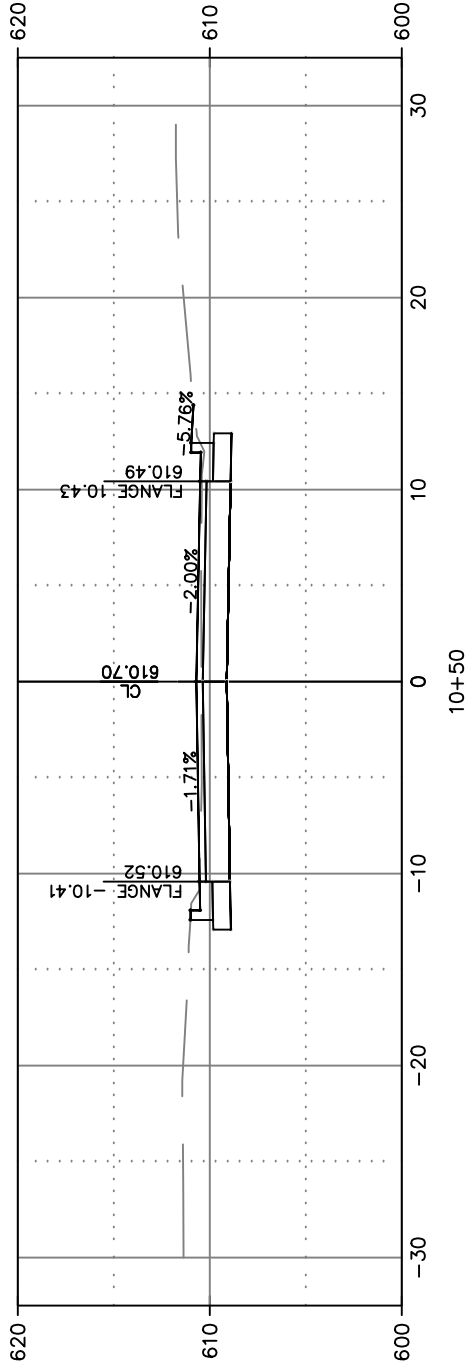
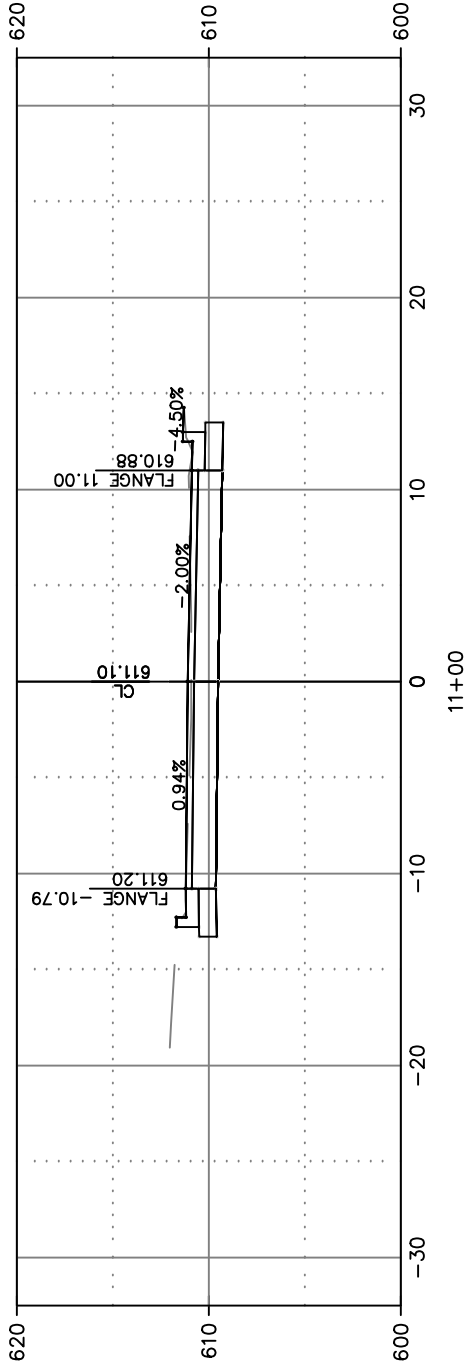
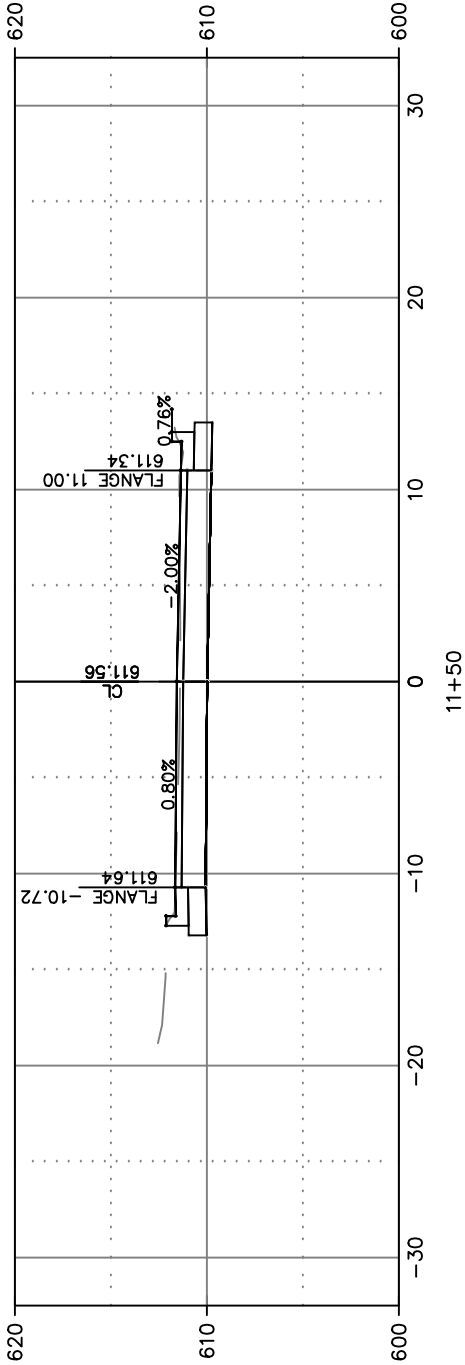
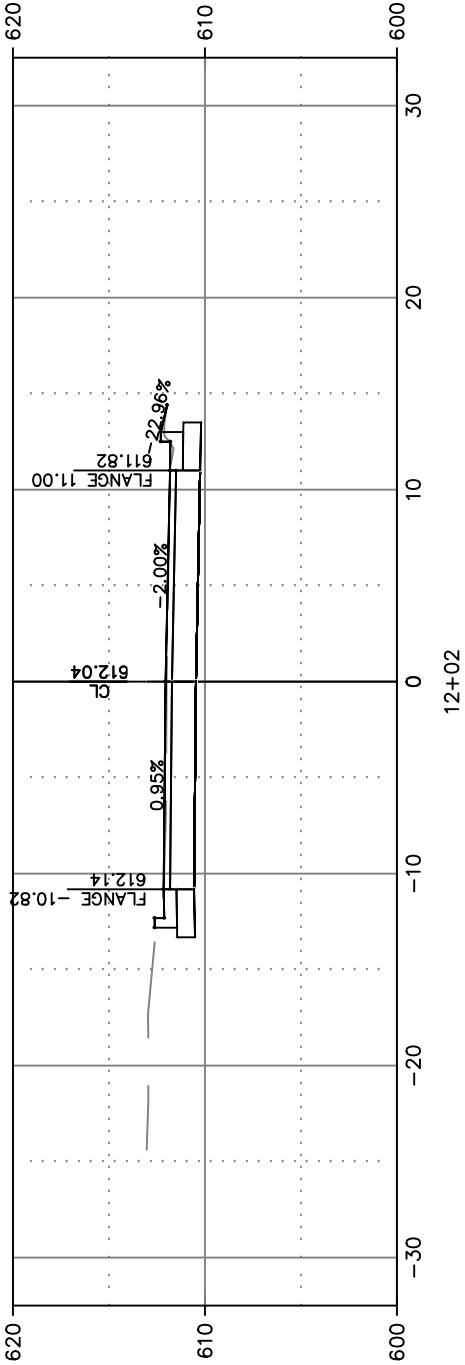
ENGINEERING DIVISION 925 S. SIXTH ST DE PERE WI 54115
OFFICE 920-339-4061 FAX 920-339-4071

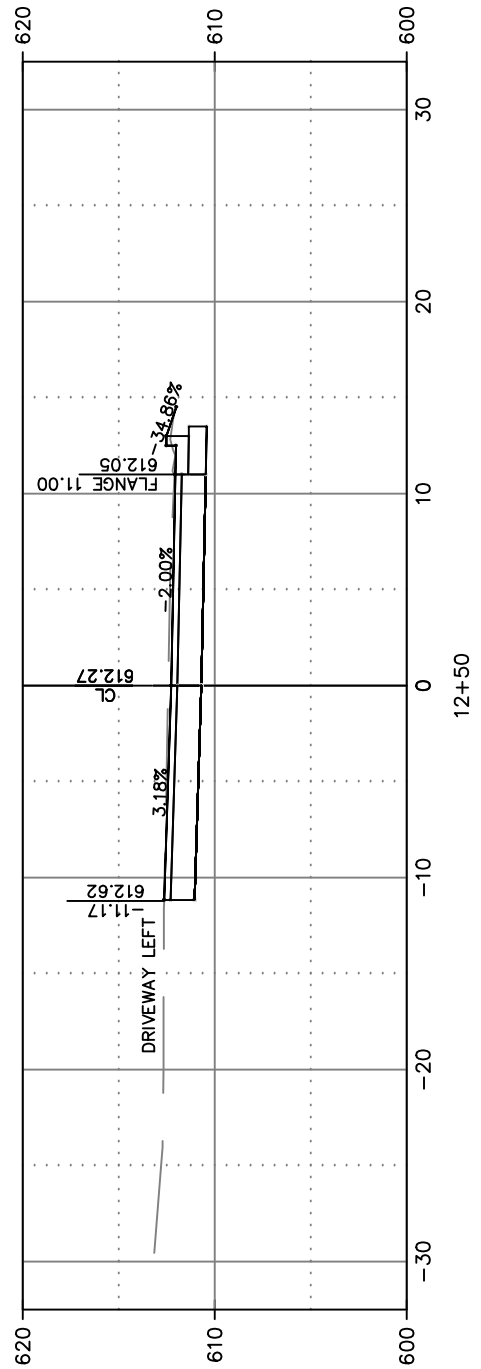
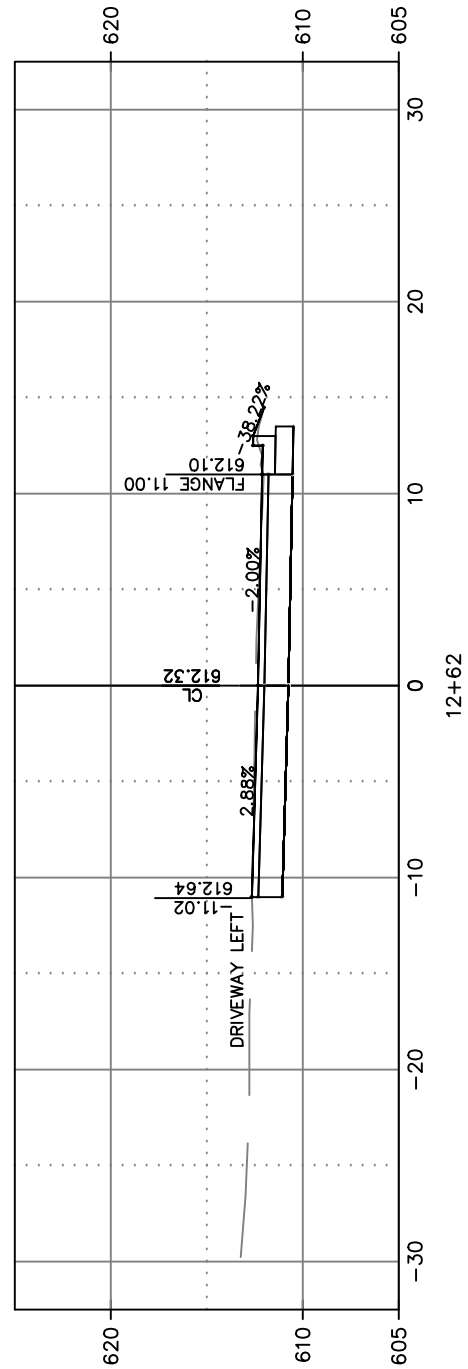
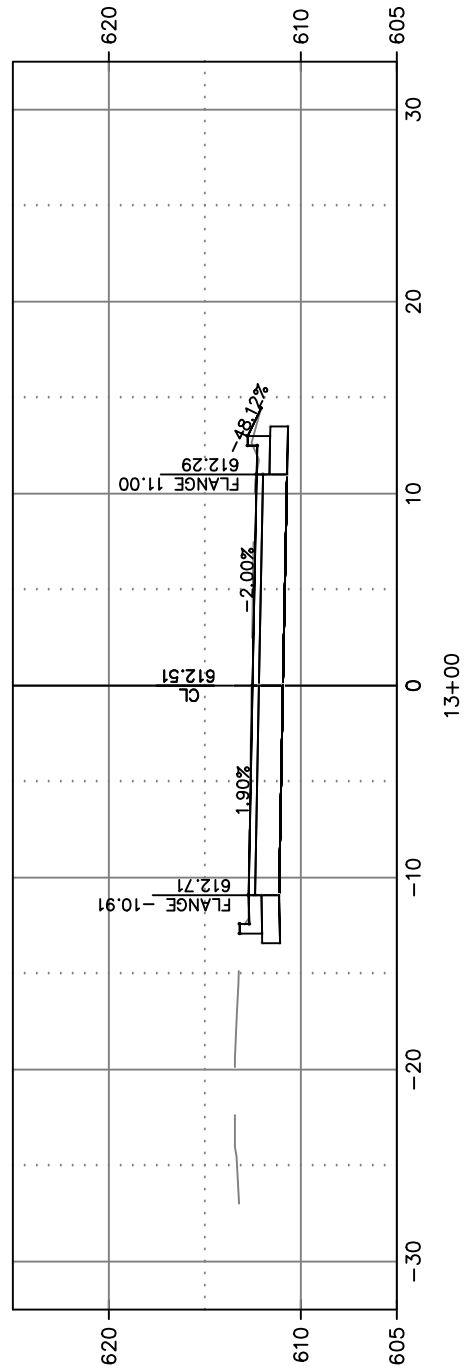
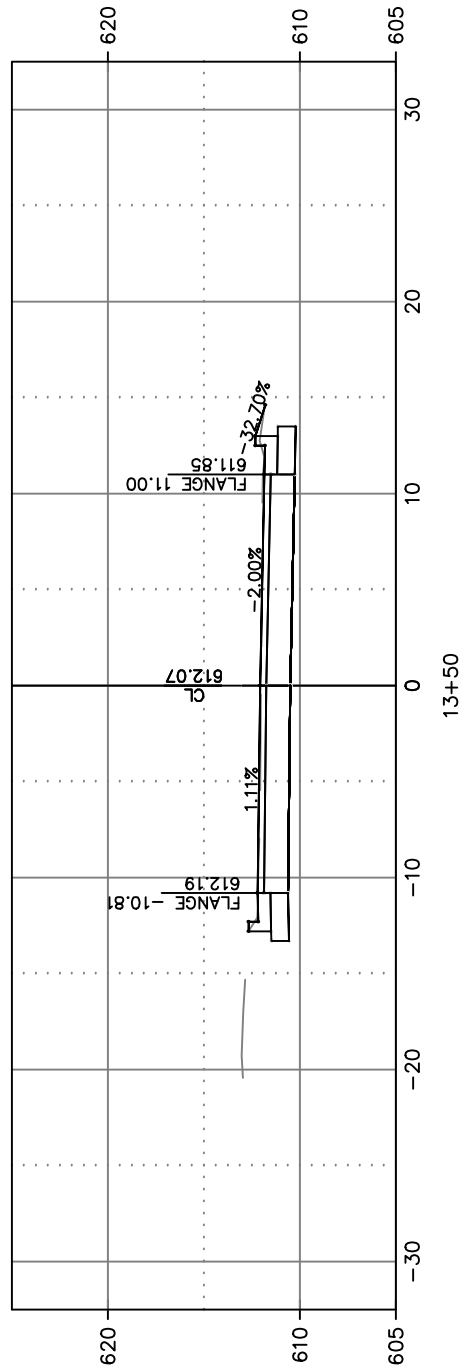
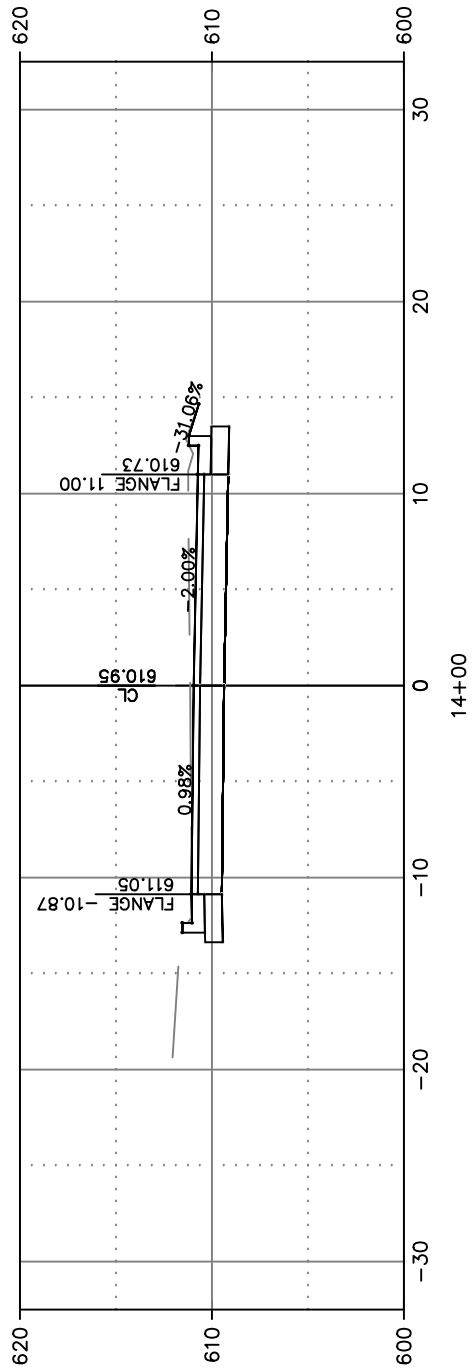
VFW PARK ACCESS ROAD
CROSS SECTIONS

NAME:	CURB REPAIR AND STREET RESURFACING
PROJECT #	22-07

	BY	DATE
SURVEYED	MJT	03-2022
DRAWN	MAL	03-2022
DESIGNED	MAL	03-2022
CHECKED	CKK	03-2022

REVISIONS / ISSUES			
NO.	DATE	BY	REMARKS





CITY OF DE PERE

ENGINEERING DIVISION 925 S. SIXTH ST DE PERE WI 54115
OFFICE 920-339-4061 FAX 920-339-4071

VFW PARK ACCESS ROAD CROSS SECTIONS

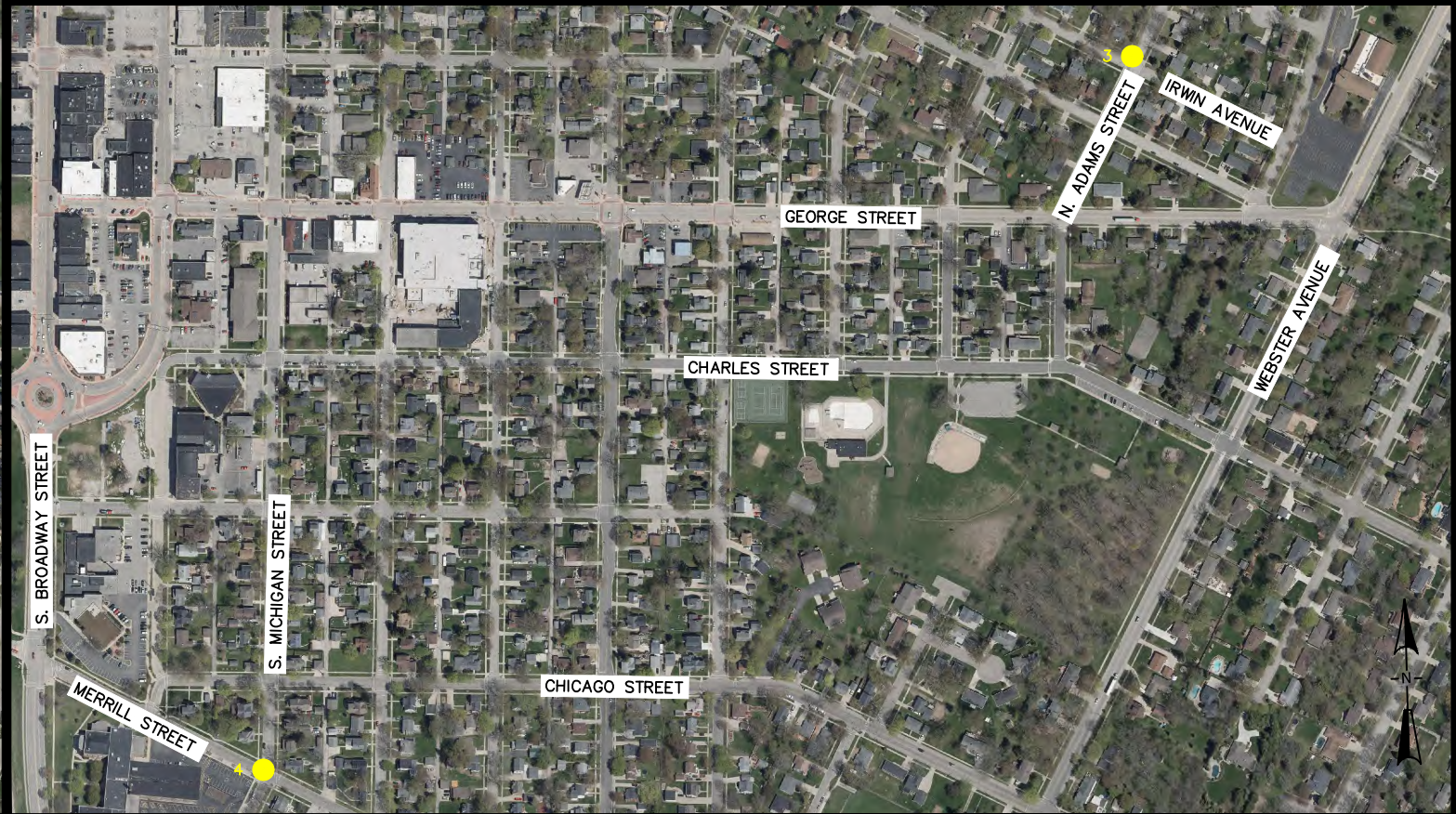
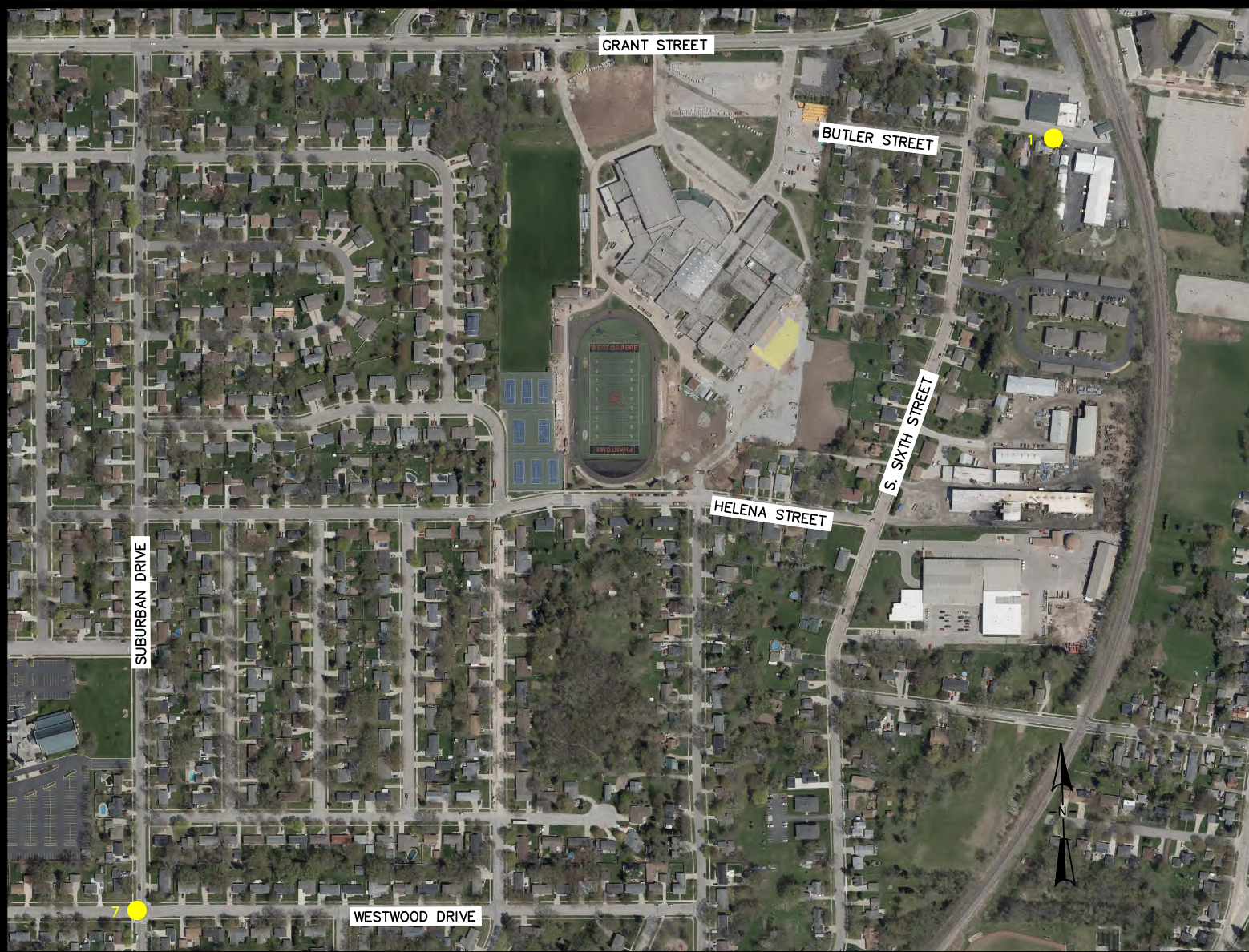
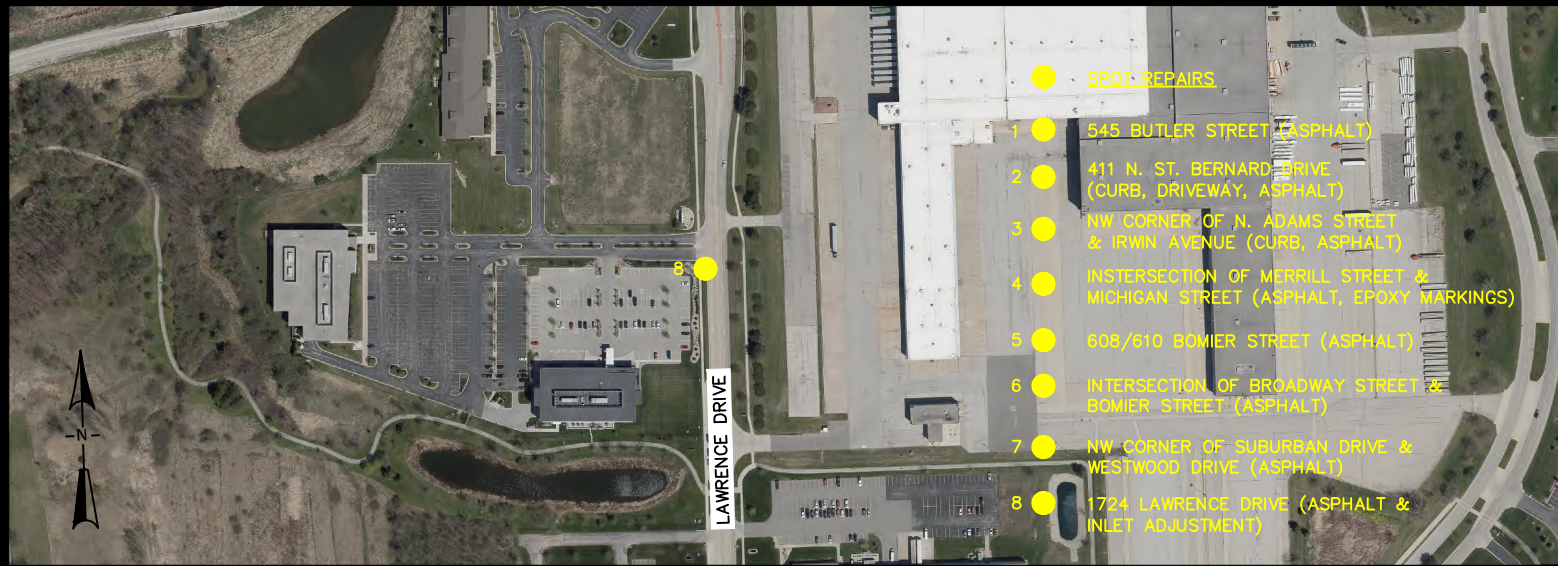
NAME: CURB REPAIR AND STREET RESURFACING
PROJECT # 22-07

DATE	BY
03-2022	MJT
03-2022	MAL
03-2022	MAL
03-2022	CKK

NO.	DATE	BY	REMARKS

PAGE NO.

C302





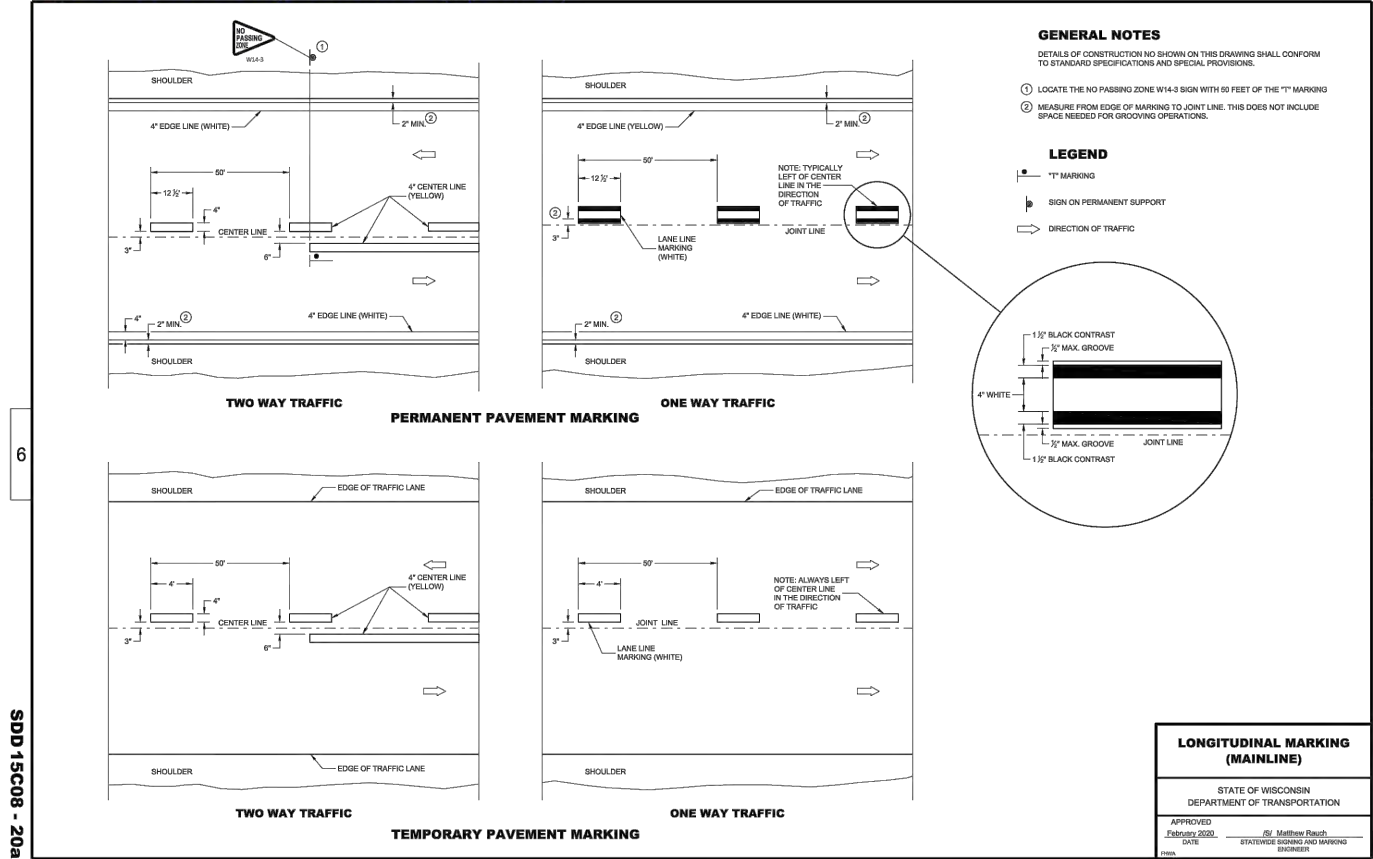
CITY OF DE PERE
ENGINEERING DIVISION 925 S. SIXTH ST DE PERE WI 54115
OFFICE 920-339-4061 FAX 920-339-4071

CITY WIDE SPOT REPAIRS

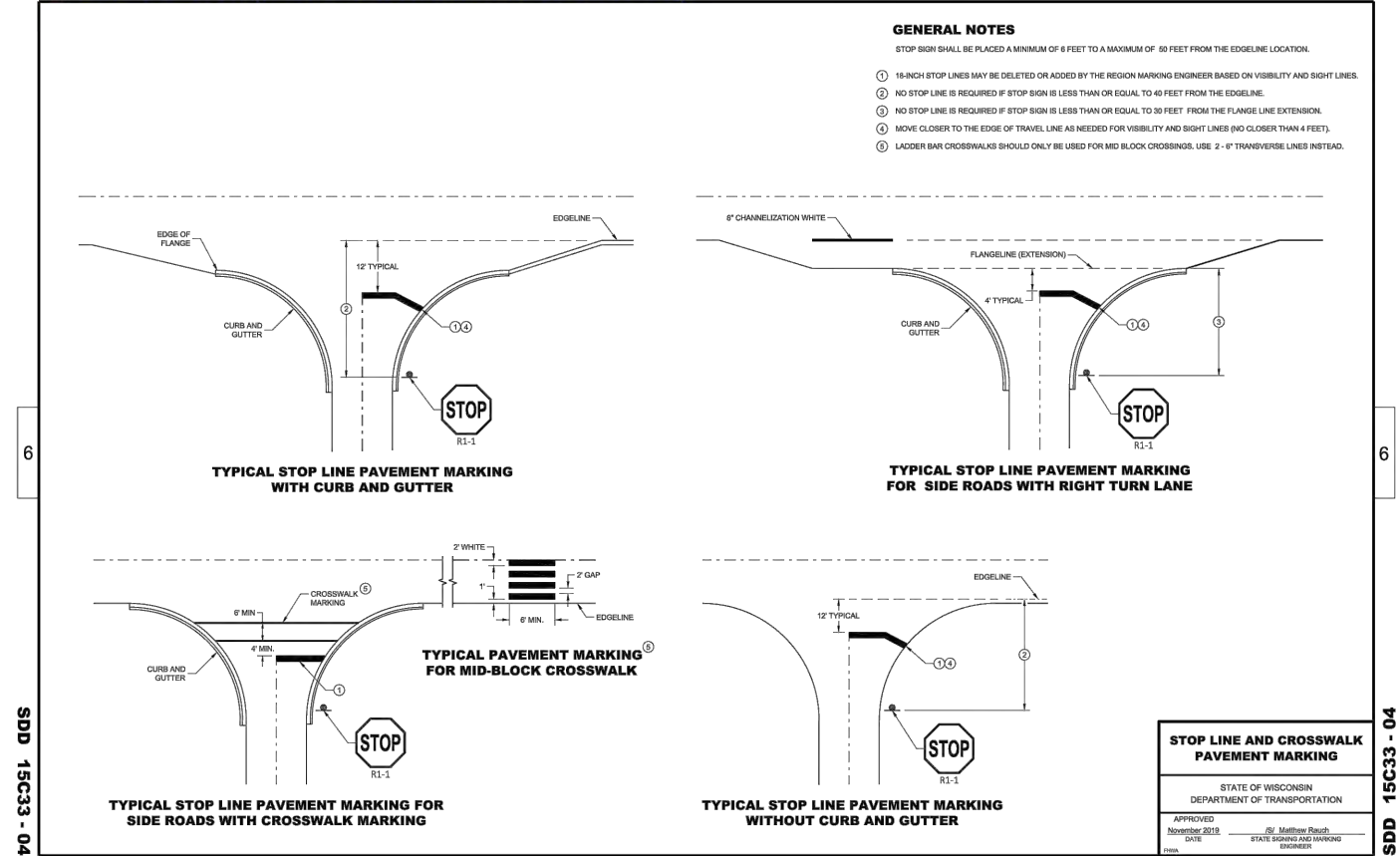
NAME: CURB REPAIR AND STREET RESURFACING	BY MJT	DATE 02-2022	REVISIONS / ISSUES		PAGE NO. C401
PROJECT # 22-07	DRAWN MJT	02-2022	NO.	DATE	
	DESIGNED CKK	02-2022			
	CHECKED EPR	03-2022			
			REMARKS		

0 200' 400'

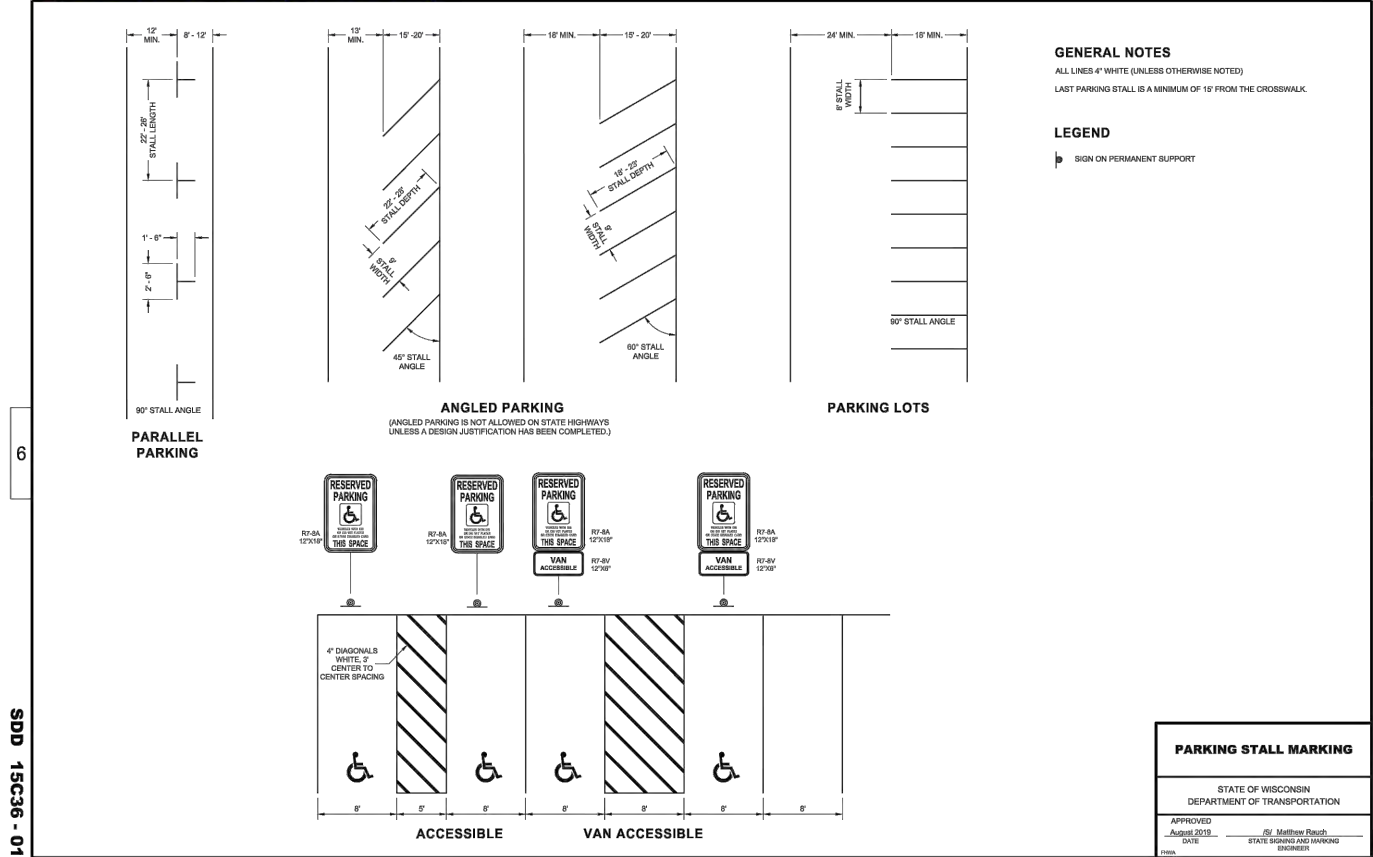
SDD 15C08-a Longitudinal Marking (Mainline)



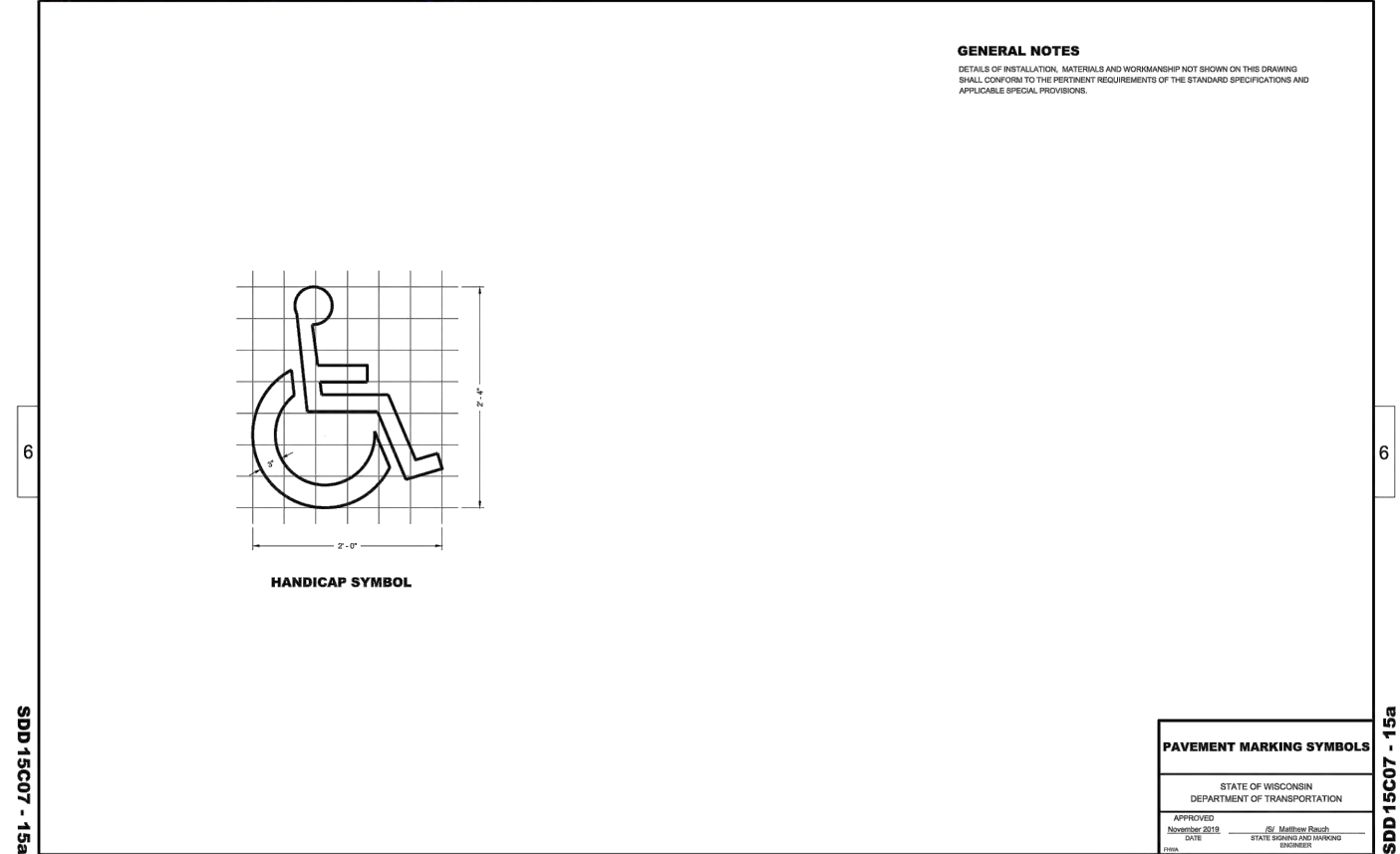
SDD 15C33 Stop Line and Crosswalk Pavement Marking



SDD 15C36 Parking Stall Marking



SDD 15C07-a Pavement Marking Symbols



CITY OF DE PERE

ENGINEERING DIVISION 925 S. SIXTH ST DE PERE WI 54115
OFFICE 920-339-4061 FAX 920-339-4071

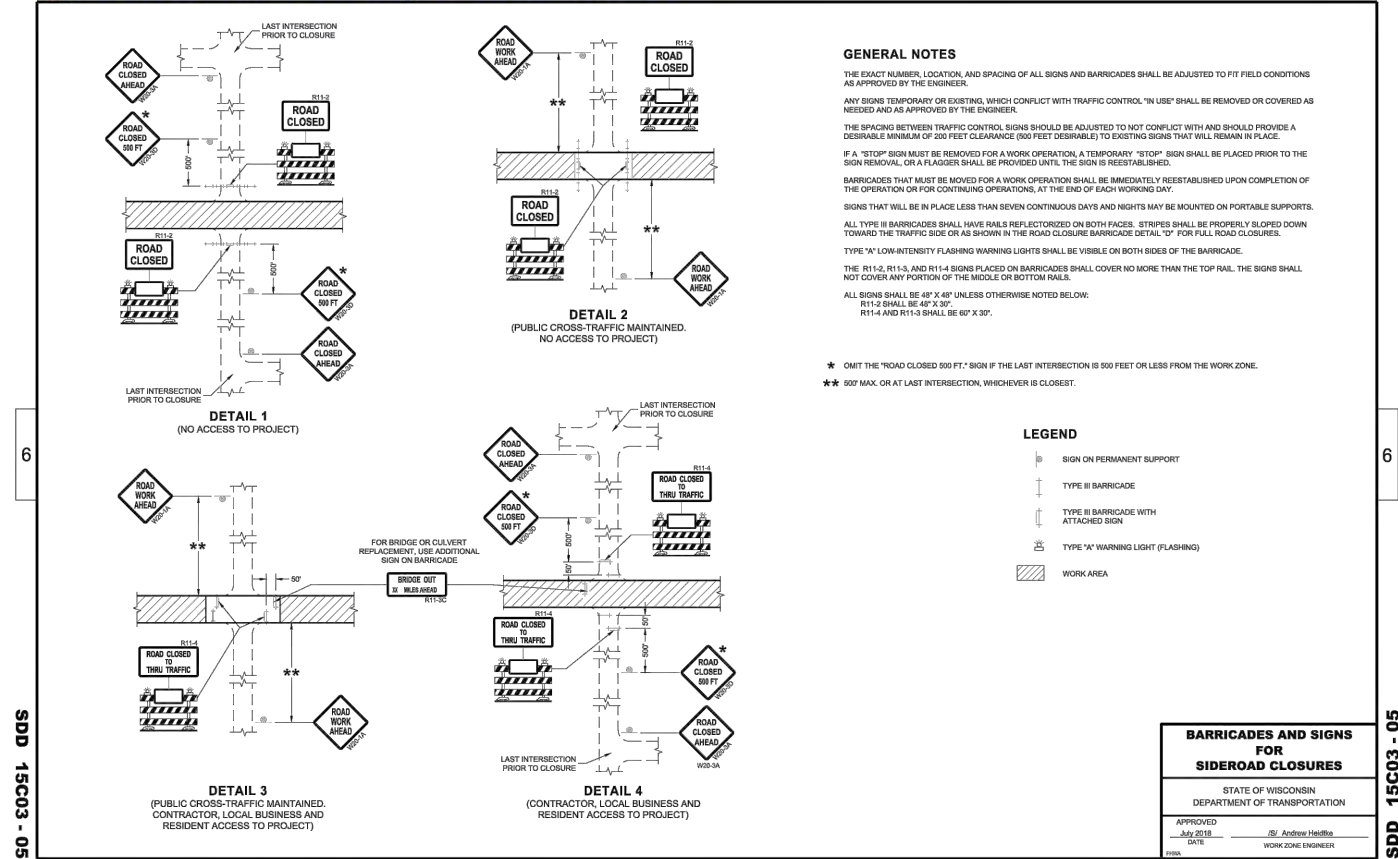
CONSTRUCTION DETAILS

NAME:	CURB REPAIR AND STREET RESURFACING	BY	DATE	REVISIONS / ISSUES	
				NO.	DATE
PROJECT #	22-07	SURVEYED			
		DRAWN			
		DESIGNED			
		CHECKED	CKK	03-2022	
				REMARKS	


PAGE NO.
C501

x:\ENG\Projects\City Projects\2022\Project 22-07 Curb Repair and Street Resurfacing\1200- CAD\CONSTRUCTION DETAILS.dwg

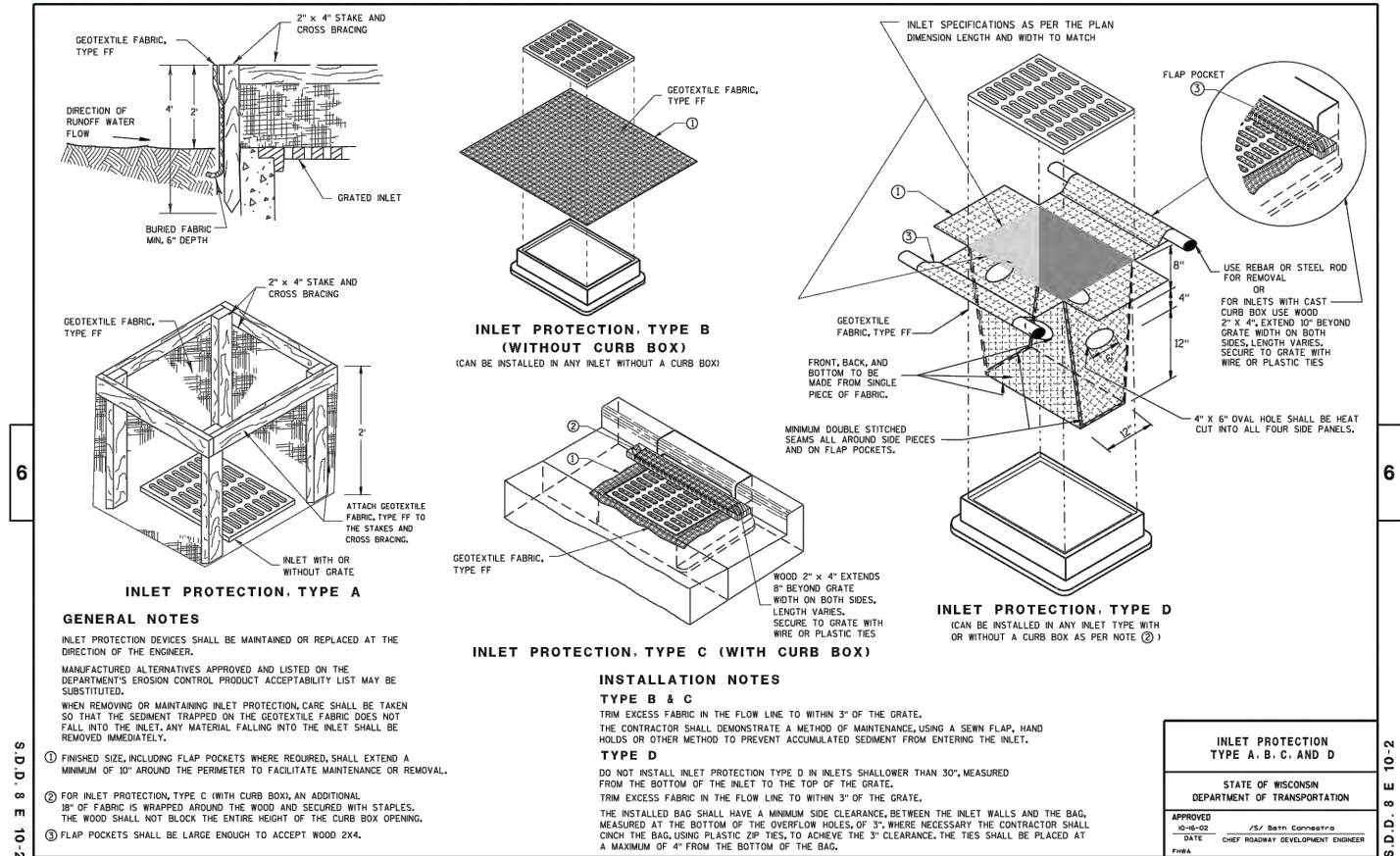
SDD 15C03 Barricades and Signs for Sideroad Closures



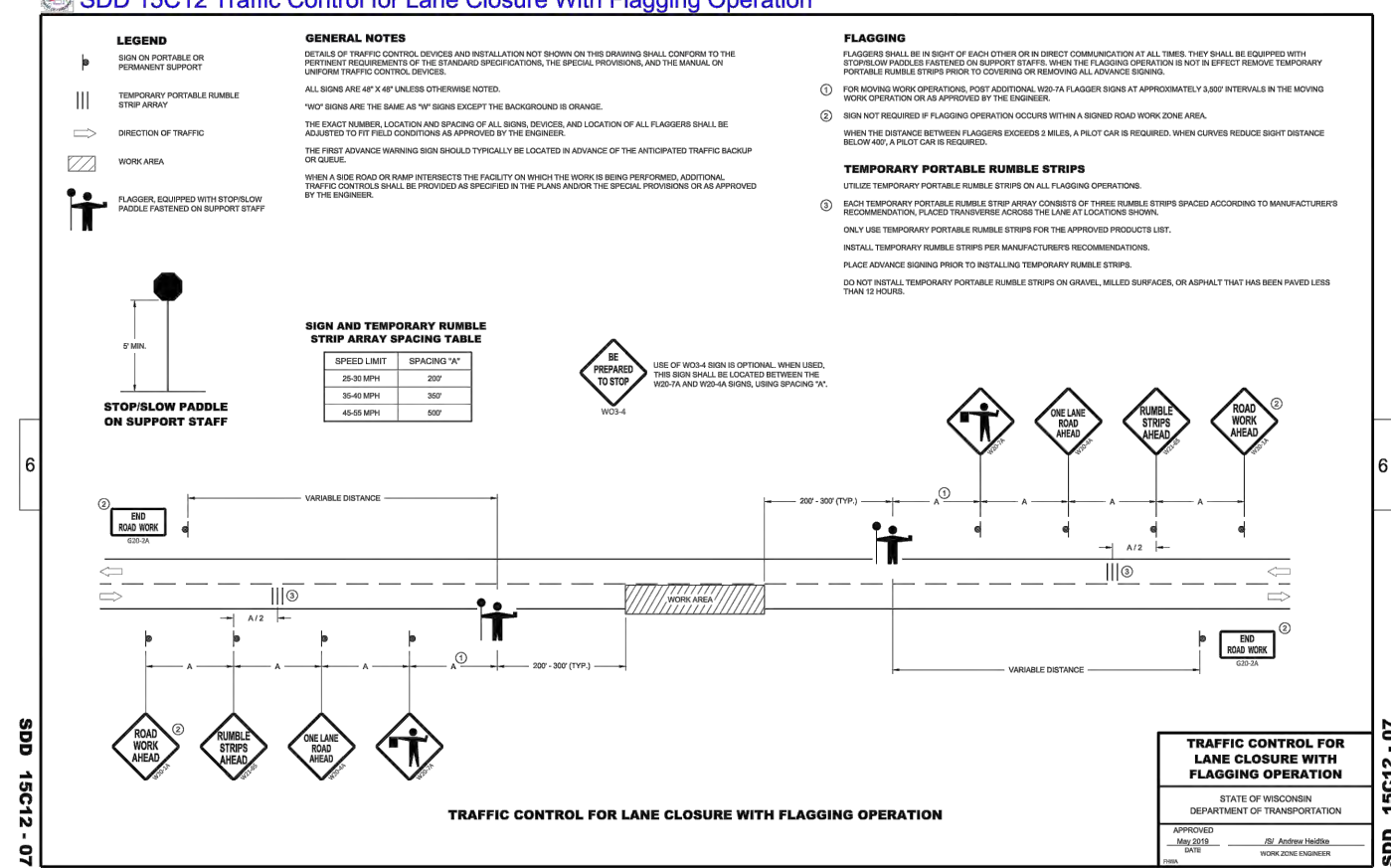
SDD 15C11-b Channelizing Devices, Drums, Cones, Barricades and Vertical Panels



SDD 8e10 Inlet Protection Type A, B, C and D



SDD 15C12 Traffic Control for Lane Closure With Flagging Operation



CITY OF DE PERE

ENGINEERING DIVISION 925 S. SIXTH ST DE PERE WI 54115
OFFICE 920-339-4061 FAX 920-339-4071

CONSTRUCTION DETAILS

NAME: CURB REPAIR AND STREET RESURFACING	BY	DATE	NO.	DATE	BY	REMARKS
PROJECT # 22-07	SURVEYED					
	DRAWN					
	DESIGNED					
	CHECKED	EPR	03-2022			

PAGE NO.
C502