

CITY OF DE PERE

PROJECT 19-06A

LAWRENCE DRIVE SIDEWALK GRANT STREET TO MAIN AVENUE

**BID DATE:
May 23, 2019
@ 1:00 PM**

Bid documents, including plans and specifications, are available for download at www.QuestCDN.com. The QuestCDN website can also be accessed through the City website at www.de-pere.org. On the homepage, click on the City Departments tab at the top, then click on Public Works, then Engineering, then Construction Projects, then 2019 Construction Projects. Download cost is \$15 for each contract. Bidding documents may be viewed on the QuestCDN website or at the Municipal Service Center.

Bid Tabs must be verified by staff prior to posting and will be available for viewing on the website within 7 days following the bid opening. Award information will be pending until approved by the Common Council.

SECTION 00 01 10

TABLE OF CONTENTS

INTRODUCTORY INFORMATION

<u>Section</u>	<u>Title</u>
00 00 01	PROJECT MANUAL COVER
00 01 10	TABLE OF CONTENTS

PROJECT BID DOCUMENTS

<u>Section</u>	<u>Title</u>
00 11 13	ADVERTISEMENT TO BID
00 21 13	INSTRUCTIONS TO BIDDERS
00 41 13	BID FORM
00 41 43	BID SCHEDULE
00 43 13	BID BOND
00 43 33	PROPOSED PRODUCTS FORM
00 43 36	TABULATION OF SUBCONTRACTOR

CONTRACTING REQUIREMENTS

<u>Section</u>	<u>Title</u>
00 51 00	NOTICE OF AWARD
00 52 13	CONTRACT
00 55 00	NOTICE TO PROCEED
00 61 13	PAYMENT BOND
00 61 16	PERFORMANCE BOND
00 62 76	APPLICATION FOR PAYMENT
00 65 16	CERTIFICATE OF SUBSTANTIAL COMPLETION

DIVISION 1 GENERAL REQUIREMENTS

<u>Section</u>	<u>Title</u>
01 10 00	SUMMARY OF WORK
01 22 02	MEASUREMENT AND PAYMENT STORM SEWER
01 22 04	MEASUREMENT AND PAYMENT STREET AND DRAINAGE CONSTRUCTION
01 22 05	MEASUREMENT AND PAYMENT SPECIAL CONSTRUCTION
01 29 00	PAYMENT PROCEDURES
01 32 33	CONSTRUCTION PHOTOGRAPHS
01 33 00	SUBMITTALS
01 41 00	REGULATORY REQUIREMENTS
01 71 23	FIELD ENGINEERING

CITY OF DE PERE 2019 STANDARD SPECIFICATIONS

CONTRACTING REQUIREMENTS

<u>Section</u>	<u>Title</u>
00 70 00	GENERAL CONDITIONS (See City of De Pere 2019 Standard Specifications)

DIVISION 31 – EARTHWORK
(See City of De Pere 2019 Standard Specifications)

DIVISION 32 – EXTERIOR IMPROVEMENTS
(See City of De Pere 2019 Standard Specifications)

DIVISION 33 – UTILITIES
(See City of De Pere 2019 Standard Specifications)

SECTION 00 11 13

MAY 2, 2019 – MAY 9, 2019

CITY OF DE PERE

ADVERTISEMENT TO BID

PROJECT 19-06A

LAWRENCE DRIVE SIDEWALK GRANT STREET TO MAIN AVENUE

Sealed proposals will be received by the Board of Public Works of the City of De Pere at the Municipal Service Center, 925 South Sixth Street, De Pere, Wisconsin 54115, until 1:00 PM. May 23, 2019, at which time they will be publicly opened and read aloud.

Project 19-06A for which proposals are being sought includes the following approximate quantities:

- 490 CY Unclassified Excavation
- 300 Tons Crushed Aggregate Base Course
- 1,100 SY of Concrete Sidewalk and Driveway
- 2,850 SY of Terrace Restoration

Complete digital project bidding documents are available for viewing and or downloading at www.QuestCDN.com or may be examined at the office of the Director of Public Works. Digital plan documents may be downloaded for \$15 by inputting Quest project #6328136 on Quest's Project Search page. The QuestCDN website can also be accessed through the City website at www.de-pere.org. On the homepage, click on the City Departments tab at the top, then click on Public Works, then Engineering, then Construction Projects, then 2019 Construction Projects.

Each proposal shall be accompanied by a certified check or bid bond in an amount equal to five percent (5%) of the bid, payable to the City of De Pere, as a guarantee that if the bid is accepted, the bidder will execute a contract and furnish a contract bond as set forth in the General Conditions of the City of De Pere. In case the bidder fails to file such contract and bond, the amount of the check or bid bond shall be forfeited to the City of De Pere as liquidated damages.

The letting of the contract is subject to the provisions of the following Wisconsin Statutes:

Section 62.15 regarding Public Works.

Section 66.0901(3) regarding Prequalification of Contractor.

Each bidder shall pre-qualify by submitting proof of responsibility on forms furnished by the Director of Public Works. Such forms shall be filed with the Director of Public Works no later than 4:00 P.M., Monday, May 20, 2019. Prospective bidders who have previously submitted such forms subsequent to January 1, 2019 will not be required to separately submit such form for this project.

Project 19-06A
Lawrence Drive Sidewalk Grant Street to Main Avenue

City of De Pere

The City of De Pere reserves the right to reject any or all bids, to waive any informalities in bidding and to accept any proposal which the Common Council deems most favorable to the interest of the City of De Pere.

Dated this 2nd day of May 2019.

Board of Public Works
City of De Pere
Eric Rakers, P.E.
City Engineer

Project 19-06A

SECTION 00 21 13

INSTRUCTIONS TO BIDDERS

ARTICLE 1 – DEFINED TERMS

- 1.1 Terms used in these Instructions to Bidders have the meanings indicated in the General Conditions. Additional terms used in these Instructions to Bidders have the meanings indicated below:

None

ARTICLE 2 – COPIES OF BIDDING DOCUMENTS

- 2.1 Complete sets of the Bidding documents in the number and for the deposit sum, if any, stated in the Advertisement or Invitation to Bid may be obtained as stated in the Advertisement for bids.
- 2.2 Complete sets of Bidding Documents shall be used in preparing Bids; Owner does not assume any responsibility for errors or misinterpretations resulting from the use of incomplete sets of Bidding Documents.
- 2.3 Owner, in providing the Bidding Documents on the terms stated in the Advertisement for Bids, does so only for the purpose of obtaining Bids for the Work and does not confer a license or grant for any other use.

ARTICLE 3 – QUALIFICATIONS OF BIDDERS

- 3.1 In accordance with Section 66.0901(3), each bidder shall pre-qualify by submitting proof of responsibility on forms furnished by the Director of Public Works. Such forms shall be filed with the Director of Public Works as stated in the advertisement for Bids. Prospective bidders who have previously submitted such forms after January 1st of this year will not be required to separately submit such form for this project.

ARTICLE 4 – EXAMINATION OF BIDDING DOCUMENTS, OTHER RELATED DATA AND SITE

- 4.1 Provisions concerning responsibilities for the adequacy of data furnished to prospective Bidders with Underground Facilities, and possible changes in the Bidding Documents due to differing or unanticipated conditions appear in the General Conditions.
- 4.2 Underground Facilities
- A. Information and data shown or indicated in the Bidding Documents with respect to existing Underground Facilities at or contiguous to the Site is based upon information and data furnished to Owner and Engineer by owners of such Underground Facilities, including Owner, or others.

4.3 Subsurface and Physical Conditions

A. The technical data includes:

1. Those reports known to Owner of explorations and tests of subsurface conditions at or contiguous to the Site; and
2. Those drawings known to Owner of physical conditions relating to existing surface or subsurface structures at the Site (except underground Facilities).
3. No reports of explorations or tests of subsurface conditions at or contiguous to the Site, or drawings of physical conditions relating to existing surface or subsurface structures at the Site, are known to Owner.

B. Limited Reliance by Contractor on Technical Data Authorized: Contractor may rely upon the accuracy of the “technical data” contained in such reports and drawings, but such reports and drawings are not Contract Documents. Contractor may not rely upon or make any claim against Owner, or any of their officers, directors, members, partners, employees, agents, consultants, or subcontractors with respect to:

1. the completeness of such reports and drawings for Contractor’s purposes, including but not limited to, any aspects of the means, methods, techniques, sequences, and procedures of construction to be employed by Contractor, and safety precautions and programs incident thereto; or
2. Other data, interpretations, opinions, and information contained in such reports or shown or indicated in such drawings; or
3. Any Contractor interpretation of or conclusion drawn from any “technical data” or any such other data, interpretations, opinions, or information.

4.4 On request, Owner will provide Bidder access to the Site to conduct such examinations, investigations, explorations, tests, and studies as Bidder deems necessary for submission of a Bid. Bidder shall fill all holes and clean up and restore the Site to its former condition upon completion of such explorations, investigations, tests, and studies. Bidder shall comply with all applicable Laws and Regulations relative to excavation and utility locates.

4.5 Reference is made to Section 01 10 00: Summary of Work, for work that will be completed and for the identification of the general nature of other work that is to be performed at the Site by Owner or others (such as utilities and other prime contractors) that relates to the Work contemplated by these Bidding Documents. On request, Owner will provide to each Bidder for examination access to or copies of Contract Documents (other portions thereof related to price) for such other work.

4.6 It is the responsibility of each Bidder before submitted a Bid to:

- A. Examine and carefully study the Bidding Documents, the other related data identified in the Bidding Documents, and any Addenda;**
- B. Visit the Site and become familiar with and satisfy Bidder as to the general, local, and Site conditions that may affect cost, progress, and performance of the Work;**
- C. Become familiar with and satisfy Bidder as to all federal, state, and local Laws and Regulations that may affect cost, progress, and performance of the Work;**

- D. Obtain and carefully study (or accept consequences of not doing so) all examinations, investigations, explorations, tests, studies, and data concerning conditions (surface, subsurface, and Underground Facilities) at or contiguous to the Site which may affect cost, progress, or performance of the Work or which relate to any aspect of the means, methods, techniques, sequences, and procedures of construction to be employed by Bidder, including applying any specific means, methods, techniques, sequences, and procedures of construction expressly required by the Bidding Documents, and safety precautions and programs incident thereto;
 - E. Agree at the time of submitting its Bid that no further examinations, investigations, explorations, tests, studies, or data are necessary for the determination of its Bid for performance of the Work at the price(s) bid and within the times and in accordance with the other terms and conditions of the Bidding Documents;
 - F. Become aware of the general nature of the work to be performed by Owner and others at the Site that relates to the Work as indicated in the Bidding Documents;
 - G. Correlate the information known to Bidder, information and observations obtained from visits to the Site, reports and drawing identified in the Bidding Documents, and all additional examinations, investigations, explorations, tests, studies, and data with the Bidding Documents;
 - H. Promptly give Engineer written notice of all conflicts, errors, ambiguities, or discrepancies, that bidder discovers in the Bidding Documents and confirm that the written resolution thereof by Engineer is acceptable to Bidder; and
 - I. Determine that the Bidding Documents are generally sufficient to indicate and convey understanding of all terms and conditions for the performance of the Work.
- 4.7 The submission of a Bid will constitute an incontrovertible representation by Bidder that Bidder has complied with every requirement of this Article 4, that without exception the Bid is premised upon performing and furnishing the Work required by the Bidding Documents and applying any specific means, methods, techniques, sequences, and, procedures of construction that may be shown or indicated or expressly required by the Bidding Documents, that Bidder has given Engineer written notice of all conflicts, errors, ambiguities, and discrepancies that Bidder has discovered in the Bidding Documents and the written resolutions thereof by Engineer are acceptable to Bidder, and that the Bidding Documents are generally sufficient to indicate and convey understanding of all terms and conditions for performing and furnishing the Work.

ARTICLE 5 – SITE AND OTHER AREAS

- 5.1 The Site is identified in the Bidding Documents. Easements for permanent structures or permanent changes in existing facilities are to be obtained and paid for by Owner unless otherwise provided in the Bidding Documents. All additional lands and access thereto required for temporary construction facilities, construction equipment, or storage of materials and equipment to be incorporated in the Work are to be obtained and paid for by Contractor.

ARTICLE 6 – INTERPRETATIONS AND ADDENDA

- 6.1 All questions about the meaning or intent of the Bidding Documents are to be submitted to Engineer in writing. Interpretations or clarifications considered necessary by Engineer in response to such questions will be issued by Addenda mailed or delivered to all parties recorded by Engineer as having received the Bidding Documents. Questions received less than ten days prior to the date for opening of Bids may not be answered. Only questions answered by Addenda will be binding. Oral and other interpretations or clarifications will be without legal effect.
- 6.2 Addenda may be issued to clarify, correct, or change the Bidding Documents as deemed advisable by Owner and Engineer.

ARTICLE 7 – BID SECURITY

- 7.1 A Bid shall be accompanied by Bid security made payable to Owner in an amount of 5 percent of Bidder's maximum Bid price and in the form of a certified check or bank money order or Bid bond (on the form attached) issued by a surety meeting the requirements of the General Conditions. Submittal of a Bid Bond on a form other than the Bid Bond form included in the Bidding Documents may be cause for rejection of Bid.
- 7.2 The Bid security of the Successful Bidder will be retained until such Bidder has executed the Contract documents, furnished the required contract security and met the other conditions of the Notice of Award, whereupon the Bid security will be returned. If the Successful Bidder fails to execute and deliver the Contract Documents and furnish the required contract security within 15 days after the Notice of Award, Owner may annul the Notice of Award and the Bid security of that Bidder will be forfeited. The Bid security of other Bidders whom Owner believes to have a reasonable chance of receiving the award may be retained by Owner per the General Conditions.
- 7.3 Bid security of other Bidders whom Owner believes do not have a reasonable chance of receiving the award will be returned within seven days after the Bid opening.

ARTICLE 8 – CONTRACT TIMES

- 8.1 The number of days within which, or the dates by which, Milestones are to be achieved and the Work is to be substantially completed and ready for final payment are set forth in the Bid Form and Summary of Work.

ARTICLE 9 – LIQUIDATED DAMAGES

- 9.1 Provisions for liquidated damages are set forth in the General Conditions.

ARTICLE 10 – SUBSTITUTE AND "OR-EQUAL" ITEMS

- 10.1 The Contract, if awarded, will be on the basis of materials and equipment specified or described in the Bidding Documents without consideration of possible substitute or "or-equal" items. Whenever it is specified or described in the Bidding Documents that a substitute or "or-equal"

item of material or equipment may be furnished or used by Contractor if acceptable to Engineer, application for such acceptance will not be considered by Engineer until after the Effective Date of the Bid Form and Summary of Work.

ARTICLE 11 – SUBCONTRACTORS, SUPPLIERS, AND OTHERS

- 11.1 The Bidder shall submit with the Bid to Owner a list of all such Subcontractors, Suppliers, individuals, or entities proposed for those portions of the Work for which such identification is required. Such list shall be accompanied by an experience statement with pertinent information regarding similar projects and other evidence of qualification for each such Subcontractor, Supplier, individual, or entity, Owner may, before the Notice of Award is given, request apparent Successful Bidder to submit a substitute, in which case apparent Successful Bidder shall submit an acceptable substitute, Bidder's Bid price will be increased (or decreased) by the difference in cost occasioned by such substitution, and Owner may consider such price adjustment in evaluating Bids and making the Contract award.
- 11.2 If apparent Successful Bidder declines to make any such substitution, Owner may award the Contract to the next lowest Bidder that proposed to use acceptable Subcontractors, Suppliers, individuals, or entities. Declining to make requested substitutions will not constitute grounds for forfeiture of the Bid security of any Bidder. Any Subcontractor, Supplier, individual, or entity so listed and against which Owner makes no written objection prior to the giving of the Notice of Award will be deemed acceptable to Owner subject to revocation of such acceptance after the Effective Date of the Agreement.
- 11.3 Contractor shall not be required to employ any Subcontractor, Supplier, individual, or entity against whom Contractor has reasonable objection.

ARTICLE 12 – PREPARATION OF BID

- 12.1 The Bid form is included with the Bidding documents.
- 12.2 All blanks on the Bid Form shall be completed by printing in ink or by typewrite and the Bid signed in ink. Erasures or alterations shall be initialed in ink by the person signing the Bid Form. A Bid price shall be indicated for each alternative, and unit price item listed therein, or the words "No Bid," "No Change," or "Not Applicable" entered.
- 12.3 A Bid by a corporation shall be executed in the corporate name by the president or a vice-president or other corporate officer accompanied by evidence of authority to sign. The corporate seal shall be affixed and attested by the secretary or an assistant secretary. The corporate address and state of incorporations shall be shown below the seal.
- 12.4 A Bid by a partnership shall be executed in the partnership name and signed by a partner (whose title must appear under the signature), accompanied by evidence of authority to sign. The official address of the partnership shall be shown below the signature.

Project 19-06A
Lawrence Drive Sidewalk Grant Street to Main Avenue

City of De Pere

- 12.5 A Bid by a limited liability company shall be executed in the name of the firm by a member and accompanied by evidence of authority to sign. The state of formation of the firm and the official address of the firm shall be shown below the signature.
- 12.6 A Bid by an individual shall show the Bidder's name and official address.
- 12.7 A Bid by a joint venture shall be executed by each joint venture in the manner indicated on the Bid Form. The official address of the joint venture shall be shown below the signature.
- 12.8 All names shall be typed or printed in ink below the signatures.
- 12.9 The Bid shall contain an acknowledgement of receipt of all Addenda, the numbers of which shall be filled in on the Bid Form.
- 12.10 The address and telephone number for communications regarding the Bid shall be shown.
- 12.11 The Bid shall contain evidence of Bidder's authority and qualification to do business in the state where the Project is located or covenant to obtain such qualification prior to award of the Contract. Bidder's state contractor license number, if any, shall also be shown on the Bid Form.

ARTICLE 13 – BASIS OF BID; COMPARISON OF BIDS

13.1 Unit Price

- A. Bidders shall submit a Bid on a unit price basis for each item of Work listed in the Bid Schedule.
- B. The total of all estimated prices will be the sum of the products of the estimated quantity of each item and the corresponding unit price. The final quantities and Contract Price will be determined in accord with the General Conditions.
- C. Discrepancies between the multiplication of units of Work and unit prices will be resolved in favor of the unit prices. Discrepancies between the indicated sum of any column of figures and the correct sum thereof will be resolved in favor of the correct sum. Discrepancies between words and figures will be resolved in favor of the words.

ARTICLE 14 – SUBMITTAL OF BID

- 14.1 A Bid shall be submitted no later than date and time prescribed and at place indicated in Advertisement for Bids and shall be enclosed in a plainly marked package with the Project title (and, if applicable, designated portion of the Project for which the Bid is submitted), name and address of Bidder, and shall be accompanied by the Bid security and other required documents. If a Bid is sent by mail or other delivery system, sealed envelope containing the Bid shall be enclosed in a separate package plainly marked on outside with the notation "BID ENCLOSED." A mailed Bid shall be addressed to City of De Pere, Municipal Service Center, 925 S. Sixth Street, De Pere, WI 54115. Electronically transmitted Bids will not be accepted.

14.2 See Bid Form for a list of documents typically required to be submitted with the Bid.

ARTICLE 15 – MODIFICATION AND WITHDRAWAL OF BID

- 15.1 A Bid may be modified or withdrawn by an appropriate document duly executed in the manner that a Bid must be executed and delivered to the place where Bids are to be submitted prior to the date and time for the opening of Bids.
- 15.2 If within 24 hours after Bids are opened, any Bidder files a duly signed written notice with Owner and promptly thereafter demonstrates to the reasonable satisfaction of Owner that there was a material and substantial mistake in the preparation of its Bid, that Bidder may withdraw its Bid, and the Bid security will be returned. Thereafter, if the Work is rebid, that Bidder will be disqualified from further bidding on the Work.

ARTICLE 16 – OPENING BIDS

- 16.1 Bids will be opened at the time and place indicated in the Advertisement or Invitation to Bid and, unless obviously non-responsive, read aloud publicly. An abstract of the amounts of the base bids and major alternates, if any, will be made available to Bidders after the opening of Bids.

ARTICLE 17 – BIDS REMAIN SUBJECT TO ACCEPTANCE

- 17.1 All bids will remain subject to acceptance for the period of time stated in the General Conditions, but Owner may, in its sole discretion, release any Bid and return the Bid security prior to the end of this period.

ARTICLE 18 – EVALUATION OF BIDS AND AWARD OF CONTRACT

- 18.1 Owner reserves the right to reject any or all Bids, including without limitation, nonconforming, nonresponsive, unbalanced, or conditional Bids. Owner further reserves the right to reject the Bid of any Bidder whom it finds, after reasonable inquiry and evaluation, to not be responsible. Owner may also reject the Bid of any Bidder if Owner believes that it would not be in the best interest of the Project to make an award to that Bidder. Owner also reserves the right to waive all informalities not involving price, time, or changes in the Work and to negotiate contract terms with the Successful Bidder.
- 18.2 More than one Bid for the same Work from an individual or entity under the same or different names will not be considered. Reasonable grounds for believing that any Bidder has an interest in more than one Bid for the Work may be cause for disqualification of that Bidder and the rejection of all Bids in which that Bidder has an interest.
- 18.3 In evaluating Bids, Owner will consider whether or not the Bids comply with the prescribed requirements, and such alternates, unit prices and other data, as may be requested in the Bid Form or prior to the Notice of Award.

- 18.4 In evaluating Bidders, Owner will consider the qualifications of Bidders and may consider the qualifications and experience of Subcontractors, Supplier, and other individuals or entities proposed for those portions of the Work for which the identify of Subcontractors, Suppliers, and other individuals or entities must be submitted as provided in the Supplementary Conditions.
- 18.5 Owner may conduct such investigations as Owner deems necessary to establish the responsibility, qualifications, and financial ability of Bidders, proposed Subcontractors, Suppliers, individuals, or entities to perform the Work in accordance with the Contract Documents.
- 18.6 Bidder agrees to waive any claim it has or may have against the Owner and the respective employees arising out of or in connection with the administration, evaluation or recommendation of any Bid.
- 18.7 If the Contract is to be awarded, Owner will award the Contract to the lowest responsible responsive Bidder whose Bid is in the best interests of the Project.

ARTICLE 19 – CONTRACT SECURITY AND INSURANCE

- 19.1 The General Conditions set forth Owner’s requirements as to performance and payment bonds and insurance. When the Successful Bidder delivers the executed Agreement to Owner, it shall be accompanied by such bonds and a certificate of insurance.

ARTICLE 20 – SIGNING OF AGREEMENT

- 20.1 When Owner gives a Notice of Award to the Successful Bidder, it shall be accompanied by the required number of unsigned counterparts of the Agreement with the other Contract Documents which are identified in the Agreement as attached thereto. Within 10 days thereafter, Successful Bidder shall sign and deliver the required number of counterparts of the Agreement and attached documents to Owner. Within ten days thereafter, Owner shall deliver one fully signed counterpart to Successful Bidder with a complete set of Drawings with appropriate identification.

END OF SECTION

SECTION 00 41 13

CITY OF DE PERE

BID FORM

PROJECT 19-06A

This bid, submitted by the undersigned Bidder to the City of De Pere, in accordance with the Advertisement or Invitation to Bid, which will be received until 1:00 PM. Thursday May 23, 2019 is to furnish and deliver all materials, and to perform and do all work on the project designated, by June 1, 2020.

Bidder has examined and carefully prepared the bid from the plans and specifications and has checked the same in detail before submitting said proposal or bid; and that said bidder or bidder's agents, officer or employees have not, either directly or indirectly, entered into any agreement, participated in any collusion, or otherwise taken any action in restraint of free competitive bidding in connection with this proposal or bid.

Bidder has examined and carefully studied the Bidding Documents, other related data identified in the Bidding Documents, and the following Addenda, receipt of which is hereby acknowledged:

Addendum No.

Addendum Date

BASIS OF BID:

Bidder will complete the Work in accordance with the Contract documents for the following prices (s):

As stated in the attached Unit Price Bid Schedule.

Unit Prices have been computed in accordance with the General Conditions.

Bidder acknowledges that estimated quantities are not guaranteed, and are solely for the purpose of comparison of Bids, and final payment for all Unit Price Bid items will be based on actual quantities, determined as provided in the Contract Documents.

TOTAL BID PRICE: \$ _____

Project 19-06A
Lawrence Drive Sidewalk Grant Street to Main Avenue

City of De Pere

ATTACHMENTS TO THIS BID

The following documents are submitted with and made a condition of this Bid:

- A. Required Bid Security
- B. Unit Price Bid Schedule (Section 00 41 43)
- C. Proposed Products Form (Section 00 43 33)
- B. Tabulation of Subcontractors (Section 00 43 36)

BID SUBMITTAL

This Bid is submitted by _____ of _____,

The Bidder, being duly sworn, does dispose that they are an authorized representative of

Bidder, if Bidder is:

An Individual

Name (typed or printed): _____

By: _____
(Individual's signature)

Doing business as: _____

A Partnership

Partnership Name: _____

By: _____
(Signature of general partner – attach evidence of authority to sign)

Name (typed or printed): _____

A Corporation

Corporation Name: _____

State of Incorporation: _____

Type (General Business, Professional, Service, Limited Liability): _____

By: _____
(Signature – attach evidence of authority to sign)

Project 19-06A
Lawrence Drive Sidewalk Grant Street to Main Avenue

City of De Pere

Name (typed or printed): _____

Title: _____
(CORPORATE SEAL)

Attest _____

Date of Qualification to do business in Wisconsin is ____/____/____.

Joint Venture

Name of Joint Venture: _____

First Joint Venturer Name: _____ (SEAL)

By: _____
(Signature of first joint venture partner – attach evidence of authority to sign)

Name (typed or printed): _____

Title: _____

Second Joint Venturer Name: _____ (SEAL)

By: _____
(Signature of second joint venture partner – attach evidence of authority to sign)

Name (typed or printed): _____

Title: _____

(Each joint venture must sign. Manner of signing for each individual, partnership, and corporation that is a party to joint venture should be in manner indicated above.)

Bidder's Business Address _____

Phone No. _____ Fax No. _____

E-mail _____

SUBMITTED on _____, 20__.

State Contractor License No. _____ (if applicable).

SECTION 00 41 43

CITY OF DE PERE

PROJECT 19-06A GRANT STREET TO MAIN AVENUE

BID SCHEDULE – UNIT PRICE

ITEM	ITEM DESCRIPTION	UNIT	QUANTITY	UNIT PRICE	AMOUNT BID
STORM SEWER					
ST-01	Provide 15" PVC or RCP Class (Class III) Storm Sewer (Natural Backfill)	LF	20	\$ _____	\$ _____
ST-02	Provide 15" PVC or RCP Class (Class III) Storm Sewer (Granular Backfill)	LF	20	\$ _____	\$ _____
ST-03	Provide 12" PVC or RCP Class (Class III) Storm Sewer (Natural Backfill)	LF	192	\$ _____	\$ _____
ST-04	Provide 12" PVC or RCP Class (Class III) Storm Sewer (Granular Backfill)	LF	5	\$ _____	\$ _____
ST-05	Provide 8" PVC Storm Sewer (Natural Backfill)	LF	36	\$ _____	\$ _____
ST-06	Provide 8" PVC Storm Sewer (Granular Backfill)	LF	10	\$ _____	\$ _____
ST-07	Provide 15" Nyloplast Yard Drain	EA	1	\$ _____	\$ _____
ST-08	Provide 12" Nyloplast Yard Drain	EA	2	\$ _____	\$ _____
ST-09	Provide 8" Nyloplast Yard Drain	EA	2	\$ _____	\$ _____
ST-10	Connect to Structure and/or Existing Pipe	EA	2	\$ _____	\$ _____
ST-11	Core Drill Existing Structure and/or Existing Pipe	EA	2	\$ _____	\$ _____
ST-12	Remove and Relocate Exist Inlet or Provide Nyloplast Drain	EA	1	\$ _____	\$ _____

Project 19-06A
Lawrence Drive Sidewalk Grant Street to Main Avenue

City of De Pere

ITEM	ITEM DESCRIPTION	UNIT	QUANTITY	UNIT PRICE	AMOUNT BID
STREET AND DRAINAGE					
SD-01	Provide Unclassified Excavation	CY	490	\$ _____	\$ _____
SD-02	Provide ¾" Crushed Aggregate Base Course	TON	310	\$ _____	\$ _____
SD-03	Provide 9" Concrete Sidewalk, Ramp, and Driveway	SY	30	\$ _____	\$ _____
SD-04	Provide 8" Concrete Sidewalk, Ramp, and Driveway	SY	22	\$ _____	\$ _____
SD-05	Provide 6" Concrete Sidewalk, Ramp, and Driveway	SY	50	\$ _____	\$ _____
SD-06	Provide 4" Concrete Sidewalk, Ramp, and Driveway	SY	1090	\$ _____	\$ _____
SD-07	Provide #4 Reinforcement Bars for Curb and Sidewalk	LF	140	\$ _____	\$ _____
SD-08	Drilled Tie Bars (Existing Sidewalk, Driveways, and Curb and Gutter)	EA	28	\$ _____	\$ _____
SD-09	Landscaping – Topsoil, Seed, and Fertilizer	SY	2830	\$ _____	\$ _____
SD-10	Erosion Mat Urban Class 1, Type A	SY	2830	\$ _____	\$ _____

Project 19-06A
Lawrence Drive Sidewalk Grant Street to Main Avenue

City of De Pere

ITEM	ITEM DESCRIPTION	UNIT	QUANTITY	UNIT PRICE	AMOUNT BID
SPECIAL CONSTRUCTION					
SC-01	Inlet Protection Type A	EA	7	\$ _____	\$ _____
SC-02	Inlet Protection Type D	EA	13	\$ _____	\$ _____
SC-03	Rock Filled Filter Bags	EA	25	\$ _____	\$ _____
SC-04	Adjust Structure Plus 1-Foot Provide New Casting	EA	1	\$ _____	\$ _____
SC-05	Adjust Structure Provide New Casting	EA	1	\$ _____	\$ _____
SC-06	Sediment Log Erosion Control	LF	500	\$ _____	\$ _____
SC-07	Traffic Control & Signage	LS	1	\$ _____	\$ _____
SC-08	Polystyrene Insulation Board	SY	20	\$ _____	\$ _____
				TOTAL	\$ _____

SECTION 00 43 13

CITY OF DE PERE

BID BOND

KNOW ALL MEN BY THESE PRESENTS: That _____,

as Principal, hereinafter called Principal, and _____,

as Surety, hereinafter called Surety, are held and firmly bound unto the City of De Pere, a municipal corporation of the State of Wisconsin, as Obligee, hereinafter called City, in the amount of _____ dollars (\$_____) for the payment whereof Principal and Surety bind themselves, their heirs, executors, administrators, successors and assigns, jointly and severally, firmly by these presence.

WHEREAS, Principal has made a proposal to the City for furnishing all materials, labor, tools, equipment and incidentals necessary to complete the work of Project 19-06 in accordance with drawings and specifications prepared by the Director of Public Works of said City, which proposal is by reference made a part hereof, and is hereinafter referred to as the BID.

NOW, THEREFORE, THE CONDITION OF THIS OBLIGATION is such that, if Principal shall be awarded the contract for said project and Principal shall enter into a contract in accordance with the BID, then this obligation shall be null and void; otherwise it shall remain in full force and effect, provided that:

1. The liability of Surety shall in no event exceed the penalty of this bond.
2. Any suits at law or proceedings, in equity brought or to be brought against Surety to recover any claim hereunder shall be executed within six (6) months from the date of this instrument.

Signed and sealed this _____ day of _____, 20_____.

In the presence of:

WITNESS

PRINCIPAL (SEAL)

WITNESS

SURETY (SEAL)

SECTION 00 43 33

PROPOSED PRODUCTS FORM

The following is a list of material, type or model numbers and manufacturers used in the preparation of this proposal and to be used on this project:

<u>ITEM</u>	<u>MATERIAL</u>	<u>SUPPLIER</u>
Storm Sewer (PVC / RCP)	_____	_____
Storm Sewer (Nyloplast)	_____	_____

TABULATION OF SUBCONTRACTORS

[illegible]

SECTION 00 51 00

NOTICE OF AWARD

(Contractor)
(Contractor Name)
(Address)
(Address)

Project Description: 19-06 Lawrence Drive Sidewalk

The City has considered the proposal submitted by you dated (BID DATE) for the above-described project in response to its Advertisement for Bids dated May 2, 2019 and May 9, 2019.

You are hereby notified that the Common Council of the City of De Pere has accepted your bid of (Contract Amount \$_____.00).

You are required to execute the Contract and furnish the required Performance Bond, Payment Bond and Certificates of Insurance within ten (10) calendar days from the date of this notice to you.

If you fail to execute said Agreement and to furnish said bonds within ten (10) days from the date of this notice, said City will be entitled to consider all your rights arising out of the City's acceptance of your bid as abandoned and as a forfeiture of your Bid Bond. The City will be entitled to such other rights as may be granted by law.

You are required to return an acknowledged copy of this NOTICE OF AWARD to the City.

Dated this ____th day of _____ 2019.

DEPARTMENT OF PUBLIC WORKS

BY: Eric P. Rakers, P.E.
City Engineer

ACCEPTANCE OF NOTICE

Receipt of the above NOTICE OF AWARD is hereby acknowledged by:

_____, this the _____ day of _____, 20____

By:_____

Title:_____

SECTION 00 52 13

CONTRACT

This Contract, made and entered into this day _____ (date to be affixed by City), by and between **(Contractor Name)**, hereinafter called Contractor, and the City of De Pere, a municipal corporation of the State of Wisconsin, hereinafter called City.

WITNESSETH: That, in consideration of the covenants and agreements herein contained, to be performed by the parties hereto, and of the payments hereinafter agreed to be made, it is mutually agreed as follows:

ARTICLE I - SCOPE OF WORK

The Contractor shall furnish all materials and all equipment and labor necessary, and perform all work shown on the drawings and described in the specifications for the project entitled Project 19-06A, Lawrence Drive Sidewalk Grant Street to Main Avenue, all in accordance with the requirements and provisions of the following documents, which are hereby made a part of this Contract:

- (a) Advertisement for Bids, dated **(1st Advertising Date)** and **(2nd Advertising Date)**.
- (b) Drawings designated for **Project Number and Name** dated **(1st Advertising Date)**.
- (c) City of De Pere 2019 Construction Specifications.
- (d) Special Provisions dated **(1st Advertising Date)**
- (e) Proposal submitted by **(Contractor Name)** dated **Bid Date**.
- (f) Addenda No. **dated**

ARTICLE II - TIME OF COMPLETION

- (a) The work to be performed under the Contract shall be commenced within **(number spelled out) (___)** calendar days after receipt of written notice to proceed. The work shall be completed within **(Number spelled out) (___) calendar days) or (specific calendar dates)** after receipt of Notice to Proceed.
- (b) Time is of the essence with respect to the date of completion herein above stated. Failure to complete the work within the number of calendar days stated in this Article, or interim dates included in the work sequence in Section 01 10 00, Summary of Work, including any extensions granted thereto, shall entitle the City to deduct from the monies due the Contractor an amount equal to **Update based on 00 70 00 - General Conditions (Page 22)(\$)** per day for each calendar day of delay in the completion of the work. Such amount shall be considered and treated not as a penalty but as liquidated damages, which the City will sustain, by failure of the Contractor to complete the work within the time stated.

ARTICLE III - PAYMENT

- (a) The Contract Sum. The City shall pay to the Contractor for the performance of the Contract the amounts determined for the total number of each of the following units of work completed at the unit price stated thereafter. The number of units contained in this schedule is approximate only, and the final payment shall be made for the actual number of units that are incorporated in or made necessary by the work covered by the Contract.

(b) Progress Payments. The City shall make payments on account of the Contract as follows:

1. On not later than the fourth Friday day of every month the Contractor shall present to the City an invoice covering an estimate of the amount and proportionate value of the work done as verified by the City under each item of work that has been completed from the start of the job up to and including the fourth Friday of the preceding month, and the value of the work so completed determined in accordance with the schedule of unit prices for such items, together with such supporting evidence as may be required. This invoice shall also include an allowance for the cost of such materials and equipment required in the permanent work as have been delivered to the site but not as yet incorporated in the work.
2. On not later than the third week of the following month, the City shall, after deducting previous payments made, pay to the Contractor 95% of the amount of the approved invoice, retaining 5% of the estimate of work done until 50% of the work has been completed. At 50% completion of the work, the previous retainage shall not yet be paid, but further partial payments shall be made in full to the contractor without additional retainage being taken unless the engineer certifies that the work is not proceeding satisfactorily. If the work is not proceeding satisfactorily, additional amounts may be retained. After substantial completion, an amount retained may be paid to the contractor, keeping retained only such amount as is needed for the remaining work.
3. The Contractor shall notify the City in writing when all work under this Contract has been completed. Upon receipt of such notice the City shall, within a reasonable time, make the final inspection and issue a final certificate stating that the work provided for in this Contract has been completed and is accepted under the terms and conditions thereof, and that the entire balance due the Contractor as noted in said final certificate is due and payable. Before issuance of the final certificate the Contractor shall submit evidence satisfactory to the City that payrolls, material bills, and other indebtedness connected with the work under this Contract have been paid.

The City shall make final payment as soon after issuance of the final certificate as practicable.

ARTICLE IV – CONTRACT DOCUMENTS

(a) Contents

1. The Contract documents consist of the following:
 - a. This Contract (pages 00 52 13-1 to 0052-13-2, inclusive).
 - b. Payment bond (pages 00 61 13-1 to 00 61 13-2, inclusive).
 - c. Performance bond (page 00 61 16-1).
 - d. General Conditions (pages 00 70 00-1 to 00 70 00-27, inclusive).
 - e. Specifications as listed in the table of contents of the Project Manual.
 - f. Drawings consisting of ___ sheets with each sheet bearing the following general title: ___[or] the Drawings listed on attached sheet index.
 - g. Addenda (numbers ___ to ___ inclusive), dated_____.
 - h. Exhibits to this Agreement (enumerated as follows):
 - 1) Contractor's Bid (pages 00 41 13-1 to 00 41 13-3, inclusive).
 - 2) Bid Schedule – Unit Prices (Pages 00 41 43-1).
 - 3) Proposed Products Form (Page 00 43 33-1).
 - 4) Tabulation of Subcontractors (page 00 43 36-1).
 - 5) Documentation submitted by Contractor prior to Notice of Award (00 51 00-1).
 - i. The following which may be delivered or issued on or after the Effective Date of the Agreement and are not attached hereto:
 - 1) Notice to Proceed (Page 00 55 00-1).
 - 2) Change Orders.

Project 19-06A
Lawrence Drive Sidewalk Grant Street to Main Avenue

City of De Pere

2. The documents listed in Paragraph (a) Contents, are attached to this Agreement (except as expressly noted otherwise above).
3. There are no Contract Documents other than those listed above in this Article IV.

IN WITNESS WHEREOF, the parties hereto have executed this Contract, the day and year first written above.

(WITNESS) _____ (CONTRACTOR) (SEAL)

(WITNESS) BY: _____

(TITLE)

BY: _____

(TITLE)

CITY OF DE PERE (SEAL)

Approved as to Form By: _____ (City Attorney)

Sufficient funds are available to provide for the payment of this obligation.

(COMPTROLLER)

BY: _____
(MAYOR)

BY: _____
(CLERK-TREASURER)

SECTION 00 55 00

NOTICE TO PROCEED

Date: _____

(CONTRACTOR NAME)

(ADDRESS)

(ADDRESS)

PROJECT19-06A LAWRENCE DRIVE SIDEWALK GRANT STREET TO MAIN AVENUE

You are hereby notified to commence work in accordance with the CONTRACT dated _____, within ten (10) days of this Notice. All work under this contract shall be completed within _____ (NUMBER IN WORDS) (___#) consecutive days from the start of construction or _____ (DATE) whichever comes first.

Department of Public Works

By: Eric P. Rakers, P.E.
Title: City Engineer

ACCEPTANCE OF NOTICE

Receipt of the above NOTICE TO PROCEED is hereby acknowledged by

_____, this _____ day of _____, 20____.
Company Name

Signature

BY: _____
Printed Name

TITLE: _____

SECTION 00 61 13

CITY OF DE PERE

PAYMENT BOND

KNOW ALL MEN BY THESE PRESENTS: That **(CONTRACTOR NAME)**, as Principal, hereinafter called Contractor, and _____, as Surety, hereinafter called Surety, are held and firmly bound unto the City of De Pere, a municipal corporation of the State of Wisconsin, as Obligee, hereinafter called the owner, for the use and benefit of claimants as herein below defined in the **amount _____ (CONTRACT AMT. SPELLED OUT)** **(\$ _____)** for the payment whereof Contractor and Surety bind themselves, their heirs, executors, administrators, successors and assigns, jointly and severally, firmly by these presents.

WHEREAS, Contractor has by written agreement dated _____ (date to be affixed by City) entered into a contract with City for Project 19-06A, in accordance with drawings and specifications prepared by the Director of Public Works of said City, which contract is by reference made a part hereof, and is hereinafter referred to as the CONTRACT.

NOW, THEREFORE, THE CONDITION OF THIS OBLIGATION is such that, if Contractor shall promptly make payments to all claimants as hereinafter defined, for all labor and material used or reasonably required for use in the performance of the CONTRACT, then this obligation shall be null and void; otherwise it shall remain in full force and effect, subject, however, to the following conditions.

1. A claimant is defined as one having a direct contract with Contractor or with a sub-contractor of Contractor for labor, material, or both, used or reasonably required for use in the performance of the contract, labor and material being construed to include that part of water, gas, power, lights, heat, oil, gasoline, telephone service, or rental of equipment directly applicable to the contract.
2. The above named Contractor and Surety hereby jointly and severally agree with the City that every claimant as herein defined, who has not been paid in full before the expiration of a period of ninety (90) days after the date on which the last of such claimant's work or labor was done or performed, or materials were furnished by such claimant may sue on this bond for the use of such claimant in the name of the City, prosecute the suit to final judgment for such sum or sums as may be justly due claimant, and have execution thereon, provided, however, that the City shall not be liable for the payment of any costs or expenses of any such suit.
3. No suit or action shall be commenced hereunder by any claimant:
 - a. Unless claimant shall have given written notice to any two of the following: The Contractor, the City, or the Surety above named, within ninety (90) days after such claimant did or performed the last of the work or labor, or furnished the last of the materials for which said claim is made, stating with substantial accuracy the amount claimed and the name of the party to whom the materials were furnished, or for whom the work or labor was done or performed. Such notice shall be served by mailing the same by registered mail, postage prepaid, in an envelope addressed to the Contractor, City, or Surety, at any place where an office is regularly maintained for the transaction of business, or served in any manner in which legal process may be served in the State of Wisconsin, save that such service need not be made by a public officer.
 - b. After the expiration of one (1) year following the date on which Contractor ceased work on said CONTRACT.

Project 19-06A
Lawrence Drive Sidewalk Grant Street to Main Avenue

City of De Pere

- c. Other than in a state court of competent jurisdiction in and for the County or other political subdivision of the state in which the project, or any part thereof, is situated, or in the United States District Court for the district in which the project, or any part thereof, is situated, and not elsewhere.
4. The amount of this bond shall be reduced by and to the extent of any payment or payments made in good faith hereunder, inclusive of the payment by Surety of mechanics' liens, which may be filed or recorded against said improvement, whether or not claim for the amount of such lien be presented under and against this bond.

SIGNED AND SEALED THIS _____ DAY OF _____, 20____.

In Presence of:

(WITNESS)

(CONTRACTOR)

(WITNESS)

(SURETY)

SECTION 00 61 16

CITY OF DE PERE

PERFORMANCE BOND

KNOW ALL MEN BY THESE PRESENTS: That **(CONTRACTOR'S NAME)**, as Principal, hereinafter called Contractor, and _____, as Surety, hereinafter called Surety, are held and firmly bound unto the City of De Pere, a municipal corporation of the State of Wisconsin, as Obligee, hereinafter called City, in the amount of _____ **(AMOUNT WRITTEN OUT)** (\$_____) for the payment whereof Contractor and Surety bind themselves, their heirs, executors, administrators, successors and assign, jointly and severally, firmly by these presents.

WHEREAS, Contractor has by written agreement dated _____ (date to be affixed by City), entered into a contract with the City for Project 19-06A in accordance with drawings and specifications prepared by the Director of Public Works of said City, which contract is by reference made a part hereof, and is hereinafter referred to as the CONTRACT.

NOW THEREFORE, THE CONDITION OF THIS OBLIGATION is such that, if the Contractor shall promptly and faithfully perform said CONTRACT, then this obligation shall be null and void; otherwise it shall remain in full force and effect.

Whenever Contractor shall be, and declared by the City to be in default under the CONTRACT, the City having performed City's obligations there under, the Surety may promptly remedy the default, or shall promptly

1. Complete the CONTRACT in accordance with its terms and conditions or
2. Obtain a bid or bids for submission to City for completing the CONTRACT in accordance with its terms and conditions, and upon determination by the City and Surety of the lowest responsible bidder, arrange for a contract between such bidder and City make available as work progresses (even though there should be a default or succession of defaults under the contract or contracts of completion arranged under this paragraph) sufficient funds to pay the cost of completion less the balance of the contract price; but not exceeding, including other costs and damages for which the Surety may be liable hereunder, the amount set forth in the first paragraph hereof. The term "balance of the contract price" as used in this paragraph shall mean the total amount payable by City to Contractor under the CONTRACT and any amendments thereto, less the amount properly paid by City to Contractor.

Any suit under this bond must be instituted before the expiration of two (2) years from the date on which final payment under the CONTRACT falls due. No right of action shall accrue on this bond to or for the use of any person or corporation other than the owner named herein or the heirs, executors, administrators or successors of City.

SIGNED AND SEALED THIS _____ DAY OF _____, 20__.

In the Presence of:

(WITNESS)

(CONTRACTOR)

(SEAL)

(WITNESS)

(SURETY)

(SEAL)

Project 19-06A
Lawrence Drive Sidewalk Grant Street to Main Avenue

City of De Pere

Contractor's Application for Payment No.

Application Period:	Application Date:
Owner: City of De Pere	Contractor:
	Contractor's Project No.:

APPLICATION FOR PAYMENT

Change Order Summary

Approved Change Orders			1. ORIGINAL CONTRACT PRICE:.....	
Number	Additions	Deductions	2. Net change by Change Orders and Written Amendments (+ or -):.....	\$0.00
			3. CURRENT CONTRACT PRICE (Line 1 plus Line 2):.....	\$0.00
			4. Total completed and stored to date Column H on Progress Estimate:.....	\$0.00
			5. Retainage (per Agreement):	
			a. Work Completed - Column H (5% up to 50% of Contract or 2.5% of 100% of Contract)	\$0.00
Total	\$0.00	\$0.00	6. AMOUNT ELIGIBLE TO DATE (Line 4 minus 5):.....	\$0.00
NET CHANGE BY CHANGE ORDERS:			7. LESS PREVIOUS PAYMENTS (Line 6 from prior Application):.....	\$0.00
			8. AMOUNT DUE THIS APPLICATION (Line 6 minus Line 7):.....	\$0.00

CONTRACTOR'S CERTIFICATION

The undersigned Contractor certifies that: (1) all previous progress payments received from Owner on account of Work done under Contract have been applied on account to discharge Contractor's legitimate obligations incurred in connection with Work covered by prior Applications for Payment; (2) title of all Work, materials and equipment incorporated in said Work or otherwise listed in or covered by this Application for Payment will pass to Owner at time of payment free and clear of all Liens, security interests and encumbrances (except such as are covered by a Bond acceptable to Owner indemnifying Owner against any such Liens, security interest or encumbrances); and (3) all Work covered by the Application for Payment is in accordance with the Contract Documents and is not defective.

By:	Date:

Payment of:	\$	
	(Line 8 or other - attach explanation of other amount)	
is recommended by:		(Date)
	(Contractor)	
Payment of:	\$	
	(Line 8 or other - attach explanation of other amount)	
is recommended by:		(Date)
	(Owner)	

SECTION 00 65 16

CERTIFICATE OF SUBSTANTIAL COMPLETION

Project:	
Owner:	Owner's Contract No.:
Contractor:	

This [tentative] [definitive] Certificate of Substantial Completion applies to:

☐ All Work under the Contract Documents: ☐ The following specified portions of the Work:

Date of Substantial Completion

The Work to which this Certificate applies has been inspected by authorized representatives of Contractor and Engineer, and found to be substantially complete. The Date of Substantial completion of the Project or portion thereof designated above is hereby declared and is also the date of commencement of applicable warranties required by the Contract Documents, except as stated below.

A [tentative] [definitive] list of items to be completed or corrected is attached hereto. This list may not be all-inclusive, and the failure to include any items on such list does not alter the responsibility of the Contractor to complete all Work in accordance with the Contract Documents.

The responsibilities between Owner and Contractor for security, operation, safety, maintenance, heat, utilities, insurance and warranties shall be as provided in the Contract Documents except as amended as follows:

☐ Amended Responsibilities ☐ Not Amended

Owner's Amended Responsibilities:

Contractor's Amended Responsibilities:

Project 19-06A
Lawrence Drive Sidewalk Grant Street to Main Avenue

City of De Pere

The following documents are attached to and made part of this Certificate:

This Certificate does not constitute an acceptance of Work not in accordance with the Contract Documents nor is it a release of Contractor's obligation to complete the Work in accordance with the Contract Documents.

Executed by Engineer

Date

Accepted by Contractor

Date

SECTION 01 10 00

SUMMARY OF WORK

PART 1 – GENERAL

1.1 SUMMARY

- A. Section Includes
 - 1. References
 - 2. Work Covered by the Contract Documents
 - 3. Work Sequence
 - 4. Use of Premises
 - 5. Warranty
 - 6. Work By Others
 - 7. Project Utility Sources
 - 8. Miscellaneous Provisions

1.2 REFERENCES

- A. General Specifications The work under this contract shall be in accordance with the City of De Pere, 2019 Construction Specifications and these Special Provisions and plans, and the latest edition of the Wisconsin Department of Transportation Standards Specifications for Highway and Structure Construction, where referenced in the City Specifications.
- B. Definitions. Any reference to the “state” or the “department” in said standard Specifications shall mean the “City of De Pere” for the purposes of this contract.
- C. Industry Standards
 - 1. Unless the Contract Documents include more stringent requirements, applicable construction industry standards have the same force and effect as if bound or copied directly into the Contract Documents to the extent referenced. Such standards are made a part of the Contract Documents by reference.
 - 2. Comply with standards in effect as of date of the Contract Documents, unless otherwise indicated.
 - 3. If compliance with two or more standards is specified and the standards establish different or conflicting requirements for minimum quantities or quality levels, comply with the most stringent requirement.
 - 4. The quantity or quality level shown or specified shall be the minimum provided or performed. The actual installation may comply exactly with the minimum quantity or quality specified, or it may exceed the minimum within reasonable limits. To comply with these requirements, indicated numeric values are minimum or maximum, as appropriate, for the context of requirements.
 - 5. Each section of the specifications generally includes a list of reference standards normally referred to in that respective section. The purpose of this list is to furnish the Contractor with a list of standards normally used for outlining the quality control

desired on the project. The lists are not intended to be complete or all inclusive, but only a general reference of standards that are regularly referred to.

6. Each entity engaged in construction on the Project shall be familiar with industry standards applicable to its construction activity. Copies of applicable standards are not bound with the Contract Documents. Where copies of standards are needed to perform a required construction activity, obtain copies directly from the publication source and make them available on request.

1.3 WORK COVERED BY THE CONTRACT DOCUMENTS

A. Project Identification

1. Project Location
 - a. Lawrence Drive from Grant Street to Main Avenue.
2. Work will be performed under the following prime contract:
 - a. 19-06A Lawrence Drive Sidewalk Grant Street to Main Avenue.

B. The Work includes:

1. Unclassified Excavation.
2. Crushed aggregate base course
3. New sidewalk construction.
4. Storm sewer and associated appurtenances.
5. Concrete removal and replacement.
6. Manhole adjustment
7. Terrace restoration.
8. Traffic control.
9. Erosion control.

1.4 WORK SEQUENCE

- A. Conduct construction activities to maintain access to businesses and residences throughout construction.

1.5 USE OF PREMISES

- A. Contractor shall have full use of the premises for construction operations, including use of the Project Site, as allowed by law, ordinances, permits, easement agreements and the Contract documents.
- B. Contractor's use of premises is limited only by Owner's right to perform work or to retain other contractors on portions of the Project.
- C. The Project Site is limited to property boundaries, rights-of-way, easements, and other areas designated in the Contract Documents.
- D. Provide protection and safekeeping of material and products stored on or off the premises.

- E. Move any stored material or products which interfere with operations of Owner or other Contractors.

1.6 WARRANTY

- A. The Contractor warrants and guarantees to the City that all work shall be in accordance with the Contract Documents and will not be defective. Prompt notice of all defects will be given to the Contractor. All defective work, whether or not in place, may be rejected, corrected or accepted as provided in this proposal.
- B. If within one (1) year after the date of contract work completion or such longer period of time as may be prescribed by law or by the terms of any applicable special guarantee required by the Contract Documents or by a special provision of the Contract Documents, any work is found to be defective, the Contractor shall comply in accordance with the City's written instructions. These written instructions will include either correcting such defective work or, if it has been rejected by the City, removing it from the site and replacing it with non-defective work. If the Contractor does not promptly comply with the terms of such instructions, or in an emergency where delay would cause serious risk or loss or damage, the City may have the defective work corrected or the rejected work removed and replaced. All direct and indirect costs of correction or removal and replacement of defective work, including compensation for additional professional services, shall be paid by the Contractor.

1.7 WORK BY OTHERS

- A. Utility relocation will occur during construction. Cooperate with utility companies and schedule activities to maintain the project schedule.
- B. Cooperate fully with separate contractors and/or Owner so work by others may be carried out smoothly, without interfering with or delaying work under this Contract.

1.8 PROJECT UTILITY SOURCES

- A. Green Bay Metropolitan Sewer District (NEW Water), Lisa Sarau, (lsarau@newwater.us) (920-438-1039)
- B. AT&T, Shea Gorzelanczyk, (sg2528@att.com) (920-433-4250)
- C. Wisconsin Public Service, Bob Laskowski, (rtlaskowski@wisconsinpublicservice.com) (920-617-2775)
- D. Charter, Vince Albin, (vince.albin@charter.com) (920-378-0444)
- E. Nsight, Rick Vincent, (rick.vincent@nsight.com) (920-617-7316)
- F. TDS Metrocom, Steve Jakubiec, (steve.jakubiec@tdstelecom.com) (920-882-4166)

- G. Net-Lec (Mi-Tech Services), Dennis Lafave, (dlafave@mi-tech.us) (920-619-9774)
- H. Level3 (Mi-Tech Services), Chris Kraus, (ckraus@mi-tech.us) (414-550-6201)
- I. Central Brown County Water Authority, Rob Michaelson, (rmichaelson@mpu.org) (920-686-4354)

1.9 MISCELLANEOUS PROVISIONS

- A. Notification to Residents – The Contractor shall individually notify all residents and businesses 2-weeks prior to the start of operations, giving an estimated time that vehicle movement will be limited or prohibited. Property owners shall be notified 24-hours prior to closing a drive.
- B. Install traffic control in areas where work is occurring. The work zone may be closed to traffic on the east side of Lawrence Drive per the plans. Maintain two (2) way traffic at all times.
- C. Prior to work start, make sure all erosion control is in place and in good working condition per plans.
- D. Gaps may be required in the sidewalk installation at existing utility structures and poles to allow for utility relocation. Allow sufficient space for this work to be performed.
- E. Once sidewalk construction is started along a parcel or in front of a business, it shall be completed at that location prior to leaving the site. Continuous construction is not required once the project starts.
- F. All areas of fill over existing finished lawns shall be filled and compacted to grade with approved topsoil.
- G. Restoration shall be done in a timely fashion. Restoration seeding and mulching installed after soil temperature is below 53° will be dormant seeding.
- H. Residents will have until July 1, 2019 to complete installment of sidewalk. Sidewalk installed by the resident will be removed from contract 19-06A.
- I. Maintain mail service throughout construction.

PART 2 – PRODUCTS

PART 3 – EXECUTION

END OF SECTION

SECTION 01 22 02

MEASUREMENT AND PAYMENT STORM SEWER

PART 1 – GENERAL

1.1 SUMMARY

- | | |
|--|---------------------|
| A. Section includes: | BID Item No. |
| 1. Storm Sewer Mains (Granular Backfill) | ST-02, ST-04, ST-06 |
| 2. Storm Sewer Mains (Natural Backfill) | ST-01, ST-03, ST-05 |
| 3. Nyloplast Yard Drain | ST-07, ST-08, ST-09 |
| 4. Connect to Existing Storm Pipe | ST-10 |
| 5. Core Drill Existing Structure and/or Pipe | ST-11 |
| 6. Remove and Relocate Exist Inlet or
Provide Nyloplast Drain | ST-12 |
- B. Unit Prices include:
1. Defined work for each Unit Price Item which will provide a functionally complete Project when combined with all unit price items. If there are specific work items which the Contractor believes are not identified in any Unit Price Item, but is required to provide a functionally complete Project, then the identified specific work items shall be included in the appropriate Unit Price Item.
 2. The method of measurement for payment.
 3. The price per unit for payment.

1.2 GENERAL WORK ITEMS

- A. Include with the appropriate Unit Price Item the following work items which are common to the Unit Price Items for storm sewer systems.
- B. If there is a specific Unit Price Item for any of the following items, then the work item shall be included with that specific unit price item.
1. Traffic Control.
 2. Sawcutting asphalt and/or concrete.
 3. Removal, hauling and disposal of surface materials including road pavement, curb and gutter, sidewalk, driveways and other pavement surfaces in the trench area and as shown on the drawings.
 4. Dewatering.
 5. Excavation.
 6. Open trench installation method (unless bid item specifies other method).
 7. Pipe bedding.

8. Backfilling and compacting native obtained from the excavation.
9. Supplying, hauling, backfilling and compacting granular material.
10. Loading, hauling and disposing of surplus excavated material.
11. Landscaping – turf establishment surface restoration and trees and bushes damaged during construction.
12. Maintenance, protection, replacement and/or repair of facilities not designated for alteration on the Site beyond the limits identified.
13. Site access requirements including temporary aggregate material as required for local traffic access.
14. Bulkhead and abandoned existing storm sewer with flowable fill as shown on Drawings.
15. If crossing or undermining of existing public or private utility, then include:
 - a. Maintaining the utility in service.
 - b. Replacing of existing utilities, if damaged.
 - c. Providing support and bedding material.
16. Dust control.
17. Remove and replace existing mailboxes and traffic signs.
18. Restroom facilities
19. Easement and right-of-way requirements.
20. Construction staking and other survey work not provide by the Engineer.
21. Regulatory requirements.
22. Preconstruction videotaping and video equipment.
23. Quality assurance and quality control testing and inspections.
24. Shop drawings and other submittals.

1.3 STORM SEWER MAINS (GRANULAR BACKFILL)

- A. The unit price for Storm Sewer Main (Granular Backfill) work includes:
 1. General Work Items of Article 1.2.
 2. Storm sewer pipe and fittings of material stated in the Unit Price Bid Schedule and installed using the open trench method.
 3. Excavation, breakdown and removal of abandoned piping inside the trench area, including plugging of existing connections.
 4. Excavation, breakdown and removal of abandoned pipeline structures inside the trench area, including plugging of existing connections.
- B. Measurement of payment will be the actual horizontal length along the centerline of the installed sewer from centerline of the manhole to centerline of manhole with no deductions for manholes, sewer services branches and other fittings.
- C. The unit of measurement for payment is linear feet.

1.4 STORM SEWER MAINS (NATURAL BACKFILL)

- A. The unit price for Storm Sewer Main (Natural Backfill) work includes:
 - 1. General Work Items of Article 1.2.
 - 2. Storm sewer pipe and fittings of material stated in the Unit Price Bid Schedule and installed using the open trench method.
 - 3. Excavation, breakdown and removal of abandoned piping inside the trench area, including plugging of existing connections.
 - 4. Excavation, breakdown and removal of abandoned pipeline structures inside the trench area, including plugging of existing connections
- B. Measurement of payment will be the actual horizontal length along the centerline of the installed sewer from centerline of the manhole to centerline of manhole with no deductions for manholes, sewer services branches and other fittings.
- C. The unit of measurement for payment is linear feet.

1.5 NYLOPLAST YARD DRAIN

- A. The unit price for Nyloplast Yard Drain work includes:
 - 1. General Work Items of Article 1.2.
 - 2. Nyloplast Yard Drain.
 - 3. Joint flexible gasket material.
 - 4. Cut Drain per the plan elevations.
 - 5. Casting frame and grate.
 - 6. Bedding material.
 - 7. Provide erosion control, cleaning and maintenance of erosion control at catch basin/inlet to prevent eroded materials from entering.
 - 8. Final casting adjustment.
- B. Measurement for payment will be the actual number installed.
- C. The unit of measurement for payment is each.

1.6 CONNECT TO STRUCTURE AND/OR EXISTING PIPE

- A. The unit price for connecting to structure and/or existing pipe includes:
 - 1. General Work Items of Article 1.2.
 - 2. Sawing existing storm sewer
 - 3. Connection to existing storm pipe or manhole.
- B. Measurement for payment will be the actual number complete.

C. The unit of measurement for payment is each.

1.7 CORE DRILLING EXISTING STORM MANHOLE AND/OR EXISTING PIPE

A. The unit price for core drilling existing storm manhole and/or existing pipe includes:

1. General Work Items of Article 1.2.
2. Core drilling into existing storm sewer manhole or pipe (where required).
3. Connection with mortar or the installation of boot.
4. Reform flow line (manhole) or concrete collar (pipe).

B. Measurement for payment will be the actual number complete.

C. The unit of measurement for payment is each.

1.8 REMOVE AND RELOCATE EXIST INLET OR PROVIDE NYLOPLAST DRAIN

A. The unit price for Remove and Relocate Exist Inlet or Provide Nyloplast Drain work includes:

1. General Work Items of Article 1.2.
2. Removal of existing inlet. Salvage and reset existing inlet with necessary adjustments or provide new nyloplast with grate yard drain and dispose of the existing inlet.
3. Joint flexible gasket material.
4. Grout seal between the catch basin/inlet structure and the sewer pipe.
5. Adjusting rings grouted in place.
6. Resetting casting frame and grate.
7. Bedding material.
8. Sand fill and Class "B" concrete floor and flow line.
9. Provide erosion control, cleaning and maintenance of erosion control at catch basin/inlet to prevent eroded materials from entering.
10. Final casting adjustment.

B. Measurement for payment will be the actual number installed.

C. The unit of measurement for payment is each.

END OF SECTION

SECTION 01 22 04

MEASUREMENT AND PAYMENT STREET AND DRAINAGE CONSTRUCTION

PART 1 – GENERAL

1.1 SUMMARY

- | | |
|---|-------------------------------|
| A. Section includes: | BID ITEM NO. |
| 1. Unclassified Excavation | SD-01 |
| 2. Crushed Aggregate Base and Surface Course | SD-02 |
| 3. Portland Cement Concrete Driveway and Sidewalk | SD-03, SD-04,
SD-05, SD-06 |
| 4. Deformed Reinforcement Bars | SD-07 |
| 5. Drilling Tie Bars | SD-08 |
| 6. Landscaping – Topsoil, Seed, and Fertilize | SD-09 |
| 7. Erosion Mat Urban Class 1, Type A | SD-10 |
- B. Unit Prices include:
1. Defined work for each Unit Price Item which will provide a functionally complete Project when combined with all unit price items. If there are specific work items which the Contractor believes are not identified in any Unit Price Item, but is required to provide a functionally complete Project, then the identified specific work items shall be included in the appropriate Unit Price Item.
 2. The method of measurement for payment.
 3. The price per unit for payment.

1.2 GENERAL WORK ITEMS

- A. Include with the appropriate Unit Price Item the following work items which are common to the Unit Price Items for street and drainage systems.
- B. If there is a specific Unit Price Item for any of the following items, then the work item shall be included with that specific unit price item.
1. Traffic Control.
 2. Sawcutting asphalt and/or concrete.
 3. Removal, hauling and disposal of surface materials including road pavement, curb and gutter, sidewalk, driveways and other pavement surfaces in the trench area and as shown on the drawings.
 4. Maintenance, protection, replacement and/or repair of facilities not designated for alteration on the Site.

5. Site access requirements including temporary aggregate material as required for local traffic access.
6. Dust control.
7. Remove and replace existing mailboxes and traffic signs.
8. Restroom facilities.
9. Construction staking and other survey work not provide by the Owner.
10. Regulatory requirements.
11. Quality assurance and quality control testing and inspections.
12. Final casting and valve box adjustment.
13. Shop drawings and other submittals.

1.3 TOPSOIL AND UNCLASSIFIED EXCAVATION

- A. The unit price for Topsoil and Unclassified Excavation work includes:
 1. General Work Items of Article 1.2.
 2. Removal of topsoil to depth available.
 3. Hauling and stockpiling topsoil.
 4. Excavation to subgrades shown on the Drawings.
 5. Hauling of unclassified material.
 6. Placing unclassified material in fill areas to subgrades shown on the Drawings and the subgrade required for placement of topsoil.
 7. Compaction of subgrade and fill areas.
 8. Test rolling subgrade.
 9. Excavation of undercut areas for placing topsoil.
 10. Respreading topsoil to final grades shown on the Drawings.
 11. Disposal of surplus topsoil, unclassified material and unsuitable material.
 12. Preparation of disposal site and transportation of material over an Engineer approved haul route from the site including all loading and dumping or material.
 13. Finish grading.
- B. Measurement of payment will not be made unless there is a change in project scope. The estimated quantity represents the computed volume by comparing the triangulated surfaces and will be the basis for payment.
- C. The unit of measurement for payment is cubic yards.

1.4 CRUSHED AGGREGATE BASE AND SURFACE COURSE

- A. The unit price for Crushed Aggregate Base and Surface Course work includes:
 1. General Work Items of Article 1.2.
 2. Aggregate material.

3. Preparation of foundation.
 4. Placing and compacting to thickness and width shown on the Drawings or specified elsewhere.
 5. Maintenance until surface pavement is constructed.
 6. Preparation of crushed aggregate base for paving.
 7. Adjustment of manholes and valve boxes to proposed finish road grade.
- B. Measurement of payment will be the actual amount of material required and incorporated in the work verified by submitting to the Engineer delivery tickets provide with each load showing the weight measured on a certified scale, type of material, the date delivered and the project name. Aggregates in excess of seven (7) percent total moisture determined based on the dry mass of the aggregates will have moisture content in excess of seven (7) percent deducted from the measured weight.
- C. The unit of measurement for payment is tons.

1.5 PORTLAND CEMENT CONCRETE DRIVEWAY AND SIDEWALK

- A. The unit price for Portland Cement Concrete Sidewalk and Driveway work includes:
1. General Work Items of Article 1.2.
 2. Providing Portland cement concrete mixture of thickness shown in the drawings or specified elsewhere.
 3. Providing reinforcement.
 4. Providing expansion joint.
 5. Providing curing.
 6. Existing pavement removal.
 7. Subgrade preparation.
 8. Providing contraction joints.
 9. Handicap ramps.
 10. Sidewalk steps.
 11. Saw cutting adjacent surfaces.
 12. Finishing.
 13. Protection.
 14. Restoration.
- B. Measurement for payment will be the average horizontal length and width of the concrete placed.
- C. The unit of measurement for payment is square yards.

1.6 DEFORMED REINFORCEMENT BARS

- A. The unit price for Deformed Reinforcement Bars work includes:
 - 1. General Work Items of Article 1.2.
 - 2. Supply and install 2 number 4 deformed reinforcement bars over all trenches that fall under any portion of the concrete curb and gutter, sidewalk, and driveway being constructed.
- B. Measurement for payment will be the horizontal length of each bar installed.
 - 1. This item applies to concrete curb and gutter, sidewalk, and driveway.
 - 2. This item does not apply to concrete pavement and patches.
- C. The unit of measurement for payment is linear feet.

1.7 DRILLING TIE BARS

- A. The unit price for Drilling Tie Bars work includes:
 - 1. General Work Items of Article 1.2.
 - 2. Providing and installing tie bars, including coating.
 - 3. For drilling holes in concrete not placed under the contract.
 - 4. For epoxying or driving.
- B. Measurement for payment will be the actual number of bars installed.
 - 1. This item applies to concrete curb and gutter, sidewalk, and driveway.
- C. The unit of measurement for payment is each.

1.8 LANDSCAPING - TOPSOIL, SEED, AND FERTILIZE

- A. The unit price for Landscaping- Topsoil, Seed, and Fertilize work includes:
 - 1. General Work Items of Article 1.2.
 - 2. Provide 4" topsoil or salvaged topsoil.
 - 3. Provide seed mix.
 - 4. Provide fertilizer.
 - 5. Provide maintenance.
- B. Measurement for payment will be the width and length not greater than the road right of way, not greater than the easement and not greater than 15 feet beyond the top of either side of ditches outside the right of way.
- C. The unit of measurement for payment is square yard.

1.9 EROSION CONTROL MAT URBAN CLASS 1, TYPE A

- A. The unit price for Erosion Control Mat Urban Class 1, Type A work includes:
 - 1. General Work Items of Article 1.2.
 - 2. Provide erosion mat material as stated in the Drawings or specified elsewhere.
 - 3. Place erosion mat material.
- B. Measurement for payment will be the actual area installed.
- C. The unit of measurement for payment is square yards.

END OF SECTION

SECTION 01 22 05

MEASUREMENT AND PAYMENT SPECIAL CONSTRUCTION

PART 1 – GENERAL

1.1 SUMMARY

- | | |
|---|--------------|
| A. Section includes: | Bid Item No. |
| 1. Rock Filled Filter Bags | SC-03 |
| 2. Inlet Protection | SC-01, SC-02 |
| 3. Adjusting Existing Structure Frame and Casting | SC-04, SC-05 |
| 4. Sediment Log Erosion Control | SC-06 |
| 5. Traffic Control Signage | SC-07 |
| 6. Polystyrene Insulation Board | SC-08 |
- B. Unit Prices include:
1. Defined work for each Unit Price Item which will provide a functionally complete Project when combined with all unit price items. If there are specific work items which the Contractor believes are not identified in any Unit Price Item, but is required to provide a functionally complete Project, then the identified specific work items shall be included in the appropriate Unit Price Item.
 2. The method of measurement for payment.
 3. The price per unit for payment.

1.2 GENERAL WORK ITEMS

- A. Include with the appropriate Unit Price Item the following work items which are common to the Unit Price Items for special construction.
- B. If there is a specific Unit Price Item for any of the following items, then the work item shall be included with that specific unit price item.
1. Traffic Control.
 2. Loading, hauling and disposing of surplus material.
 3. Maintenance, protection, replacement and/or repair of facilities not designated for alteration on the Site beyond the limits identified.
 4. Dust control.
 5. Restroom facilities.
 6. Construction staking and other survey work not provide by the Engineer.
 7. Regulatory requirements.
 8. Quality assurance and quality control testing and inspections.
 9. Shop drawings and other submittals.

1.3 ROCK FILLED FILTER BAGS

- A. The unit price for Rock Filled Filter Bags work includes:
 - 1. General Work Items of Article 1.2.
 - 2. Provide rock filled filter bags.
 - 3. Place Bags.
 - 4. Inspection and maintenance of bags.
 - 5. Removal bags.
 - 6. Finish grading.
 - 7. Topsoil, seeding, fertilizing, and mulching area in the vicinity of the removed erosion bales which does not have established turf.
- B. Measurement for payment will be the actual number of bags installed.
- C. The unit of measurement for payment is each.

1.4 INLET PROTECTION

- A. The unit price for Inlet Protection work includes:
 - 1. General Work Items of Article 1.2.
 - 2. Provide geotextile and wood materials for type shown on the Drawings.
 - 3. Placing inlet protection system.
 - 4. Inspection and maintenance of the installed inlet protection.
 - 5. Removal of the inlet protection.
 - 6. Cleaning debris buildup around inlet.
- B. Measurement for payment will be actual number of inlet protection type B installed.
- C. The unit of measurement for payment is each.

1.5 ADJUST EXISTING STRUCTURE FRAME CASTING

- A. The unit price for Adjusting Existing Structure Frame Casting work includes:
 - 1. General Work Items of Article 1.2.
 - 2. Provide structure castings.
 - 3. Removal of the casting and existing adjusting rings from the structure as required.
 - 4. Providing concrete adjusting rings and a 2 inch rubber riser ring from the WisDOT approved product list, for castings within the concrete sidewalk limits.
 - 5. Bituminous plastic cement sealing the exterior of the adjusting rings and casting.
 - 6. The ring will be secured to the precast section with a 3 1/2" wide Kent Seal or equal.

7. Above the concrete ring attach ¼ inch thru 3 inch thick ring using two 5/16 inch bead above and below the ring of sealant type as recommended by the rubber manufacturer.
8. Initial and final adjustment.
9. Backfilling and compacting.

B. Measurement for payment will be the actual number of structure frame casting adjusted.

C. The unit of measurement for payment is each.

1.6 SEDIMENT LOG EROSION CONTROL

A. The unit price for Sediment Log Erosion Control work includes:

1. General Work Items of Article 1.2.
2. Provide sediment log (6" diameter or greater).
3. Installation.
4. Inspection and maintenance of the installed sediment logs.
5. Removal of the sediment logs.
6. Finish grading
7. Topsoil, seeding, fertilizing, and mulching area in the vicinity of the removed sediment log which does not have established turf.

B. Measurement of payment will be the actual horizontal length installed.

C. The unit of measurement for payment is linear feet.

1.7 TRAFFIC CONTROL SIGNAGE

A. The unit price for Traffic Control Signage work includes:

1. General Work Items of Article 1.2.
2. Providing, installing, maintain, and removing the Traffic Control signing and barricades as shown on the plans and per the MUTCD.
3. Traffic signage, including covering signs when not in use.
4. Flaggers per the MUTCD.

B. Measurement for payment will not be made.

1. This bid item applies to those traffic control items specifically listed on the bid schedule.
2. All other traffic control is incidental to other items bid.

C. The unit of measurement for payment is lump sum.

1.8 POLYSYRENE INSULATION BOARDS

- A. The unit price for Polystyrene Insulation Boards work includes:
 - 1. General Work Items of Article 1.2.
 - 2. Supply and install a 2 inch thick insulation per the Standard Specifications along the top of the water main and/or service and 6 inch above the water main and/or service with pipe bedding in between the polystyrene board and pipe.
- B. Measurement of payment will be the horizontal length installed.
- C. The unit of measurement for payment is square yards.

END OF SECTION

SECTION 01 29 00

PAYMENT PROCEDURES

PART 1 – GENERAL

1.1 SUMMARY

- A. This section includes:
 - 1. Administrative and procedural requirements necessary to prepare and process Applications for Payment

1.2 SCHEDULE OF VALUES

- A. Unit Price work will be the Schedule of Values used as the basis for reviewing Applications for Payment.

1.3 APPLICATIONS FOR PAYMENT

- A. Each Application for Payment shall be consistent with previous applications and payments as recommended by the Engineer and approved by Owner.
- B. The date for each progress payment should be the 3rd Tuesday of each month. The period covered by each Application for Payment starts on the day following the end of the preceding period and ends the 4th Friday of the Month.
- C. Use forms provided by Engineer for Applications for Payment. Sample copy of the Application for Payment and Continuation Sheet is included in Section 00 62 76.
- D. Application Preparation Procedures
 - 1. When requested by the Contractor, the Engineer will determine the actual quantities and classifications of Unit Price Work performed.
 - a. Preliminary determinations will be reviewed with the Contractor before completing Application for Payment.
 - b. Engineer will complete the Application for Payment based on Engineer's decision on actual quantities and classifications.
 - c. Engineer will submit three original copies of Application for Payment to Contractor for certification of all three original copies.
 - d. Contractor shall submit signed Application for payment to Owner for approval within time frame agreed to at the Preconstruction Conference.
 - 2. If payment is requested for materials and equipment not incorporated in the Work, then the following shall be submitted with the Application for Payment:
 - a. Evidence that materials and equipment are suitably stored at the site or at another location agreed to in writing.
 - b. A bill of sale, invoice, or other documentation warranting that the materials and equipment are free and clear of all liens.
 - c. Evidence that the materials and equipment are covered by property insurance.

3. Complete every entry on form. Execute by a person authorized to sign legal documents on behalf of Contractor.
- E. With each Application for Payment, submit waivers of liens from subcontractors and suppliers for the construction period covered by the previous application.
1. Submit partial waivers on each item for amount requested before deduction for retainage on each item.
 2. When an application shows completion for an item, submit final or full waivers.
 3. Owner reserves the right to designate which entities involved in the Work shall submit waivers.
 4. Submit final Application for Payment with or preceded by final waivers from every entity involved with performance of the Work covered by the application.
 5. Submit waivers of lien on forms executed in a manner acceptable to Owner.
- F. The following administrative actions and submittals shall precede or coincide with submittal of first Application for Payment:
1. List of subcontractors.
 2. Schedule of Values (For Lump Sum Work).
 3. Contractor's construction schedule.
- G. Submit final Application for Payment with releases and supporting documentation not previously submitted and accepted including, but not limited, to the following:
1. Evidence of completion of Project closeout requirements.
 2. Insurance certificates for products and completed operations where required and proof that taxes, fees, and similar obligations were paid.
 3. Updated final statement, accounting for final changes to the Contract Sum.
 4. Consent of Surety to Final Payment.
 5. Final lien waivers as evidence that claims have been settled.
 6. Final liquidated damages settlement statement.

PART 2 – PRODUCTS

PART 3 – EXECUTION

END OF SECTION

SECTION 01 32 33

CONSTRUCTION PHOTOGRAPHS

PART 1 – GENERAL

1.1 SUMMARY

- A. Section Includes:
 - 1. Photographs for utility construction sites.

1.2 SUBMITTALS

- A. Submit electronic files of each photographic view within seven (7) days of taking photographs.

1.3 QUALITY ASSURANCE

- A. Photographs are to be submitted to the Engineer for approval prior to the start of construction.

PART 2 – PRODUCTS

PART 3 – EXECUTION

3.1 UTILITY AND STREET CONSTRUCTION SITES

- A. Prior to start of construction provide sufficient photographs to adequately show the existing facilities and conditions within and adjacent to the construction Site to serve as a guide for final restoration including:
 - 1. Roads including shoulders and/or curb and gutter.
 - 2. Sidewalks, parking areas, and driveways.
 - 3. Utility structures.
 - 4. Landscaping including signs, plantings, walls, fences, trees, shrubbery, etc.
 - 5. Mail boxes.
 - 6. Drainage facilities including culverts, inlets, ditches.
 - 7. Building structures.
- B. During construction provide sufficient photographs (a minimum of one per 100 feet of installed utility) to adequately show construction means, methods, and Site conditions including:
 - 1. Crossings of other utilities.
 - 2. Exposure of existing structures.
 - 3. Soil conditions.

END OF SECTION

SECTION 01 33 00

SUBMITTALS

PART 1 – GENERAL

1.1 SUMMARY

- A. Section includes administrative and procedural requirements for submittals:
 - 1. Progress Schedule
 - 2. Schedule of Shop Drawings and Sample Submittals
 - 3. Shop Drawings
- B. Failure to meet Submittal requirements to the satisfaction of the Engineer will constitute unsatisfactory performance of the work in accordance with the Contract Documents, therefore, the Engineer may recommend to the Owner that all or a portion of payments requested during the corresponding pay period be withheld until these requirements are met.

1.2 SUBMITTAL PROCEDURES

- A. Coordination

Transmit each submittal sufficiently in advance of performance of related construction activities to avoid delay.

 - 1. Coordinate each submittal with fabrication, purchasing, testing, delivery, other submittals, and related activities that require sequential activity.
 - 2. Coordinate transmittal of different types of submittals for related elements of the work so processing will not be delayed by the need to review submittals concurrently for coordination.
 - a. The Engineer reserves the right to withhold action on a submittal requiring coordination with other submittals until all related submittals are received.
 - 3. To avoid the need to delay installation as a result of the time required to process submittals, allow sufficient time for submittal review, including time for re-submittals.
 - a. Allow two weeks for initial submittal.
 - b. Allow two weeks for reprocessing each submittal.
 - c. No extension of Contract Time will be authorized because of failure to transmit submittals to the Engineer sufficiently in advance of the work to permit processing.
- B. Submittal Preparation

Place a permanent label or title block on each submittal for identification. Indicate the name of the entity that prepared each submittal on the label or title block.

 - 1. Assign a reference number to each submittal and re-submittal.
 - 2. Provide a space approximately 4 by 5 inches (100 by 125 mm) on the label or beside the title block on Shop Drawings to record the Contractor's review and approval markings and the action taken.
 - 3. Include the following information on the label for processing and recording action taken.

- a. Project name.
 - b. Date.
 - c. Name and address of the Engineer.
 - d. Name and address of the Contractor.
 - e. Name and address of the subcontractor.
 - f. Name and address of the supplier.
 - g. Name of the manufacturer.
 - h. Number and title of appropriate Specification Section.
 - i. Drawing number and detail references, as appropriate.
4. Each submittal shall be stamped by the Contractor indicating that submittal was reviewed for conformance with the Contract Documents. The Engineer will not accept unstamped submittals.

C. Submittal Transmittal

Package each submittal appropriately for transmittal and handling. Transmit each submittal to the Engineer. The Engineer will not accept submittals received from sources other than the Contractor.

1. On the transmittal, record relevant information and requests for Engineer action. On a form, or separate sheet, record deviations from Contract Document requirements, including variations, limitations, and justifications. Include Contractor's certification that information complies with Contract Document requirements.

1.3 CONTRACTOR'S PROGRESS SCHEDULE

- A. Prepare and submit to the Engineer within 10 days after the Effective Date of the Agreement, four copies of a preliminary progress schedule of the work activities from Notice to Proceed until Substantial Completion.
1. Provide sufficient detail of the work activities comprising the schedule to assure adequate planning and execution of the work, such that in the judgment of the Engineer, it provides an appropriate basis for monitoring and evaluation of the progress of the work. A work activity is defined as an activity which requires substantial time and resources (manpower, equipment, and/or material) to complete and must be performed before the contract is considered complete.
 2. The schedule shall indicate the sequence of work activities. Identify each activity with a description, start date, completion date and duration. Include, but do not limit to the following items, as appropriate to this contract:
 - a. Shop drawing review by the Engineer.
 - b. Excavation and grading.
 - c. Asphalt and concrete placement sequence.
 - d. Restoration.
 - e. Construction of various segments of utilities.
 - f. Subcontractor's items of work.
 - g. Allowance for inclement weather.
 - h. Contract interfaces, date of Substantial Completion.

- i. Interfacing and sequencing with existing facilities and utilities.
- j. Sequencing of major construction activities.
- k. Milestones and completion dates.

B. Distribution

Following response to the initial submittal, print and distribute copies of the revised construction schedule to the Engineer, Subcontractors, and other parties required to comply with scheduled dates. When revisions are made, distribute to the same parties. Delete parties from distribution when they have completed their assigned portion of the work and are no longer involved in construction activities.

C. Schedule Updating

Revise the schedule after each meeting, event, or activity where revisions have been recognized or made. Issue the updated schedule concurrently with the report of each meeting.

D. Punch List

Prepare and submit to the Engineer within 10 days after substantial completion a detailed progress schedule for outstanding work and punch list items.

1.4 SCHEDULE OF SHOP DRAWINGS AND SAMPLE SUBMITTALS

A. Submit four (4) hard copies or electronic copies of preliminary submittal schedule in accordance with the General Conditions of the Contract and as follows:

- 1. Coordinate submittal schedule with the subcontractors, Schedule of Values, and of products as well as the Contractor's Progress Schedule.
- 2. Prepare the schedule in chronological order. Provide the following information:
 - a. Scheduled date for the first submittal.
 - b. Related Section number.
 - c. Submittal category (Shop Drawings, Product Data, or Samples).
 - d. Name of the subcontractor.
 - e. Description of the part of the work covered.
 - f. Scheduled date for the Engineer's final release or approval.

B. Distribution

Following response to the preliminary submittal schedule, print and distribute copies of the revised submittal schedule to the Engineer, Owner, subcontractors, and other parties required to comply with submittal dates indicated. Post copies in the field office.

- 1. When revisions are made, distribute to the same parties and post in the same locations. Delete parties from distribution when they have completed their assigned portion of the work and are no longer involved in construction activities.

C. Schedule Updating

Revise the schedule after each meeting or activity where revisions have been recognized or made. Issue the updated schedule concurrently with the report of each meeting.

1.5 SHOP DRAWINGS

- A. Submit newly prepared information drawn accurately to scale. Highlight, encircle, or otherwise indicate deviations from the Contract Documents. Do not reproduce Contract Documents or copy standard information as the basis of Shop Drawings. Standard information prepared without specific reference to the Project is not a Shop Drawing.
- B. Collect product data into a single submittal for each element of construction of system. Product data includes printed information, such as manufacturer's installation instructions, catalog cuts, standard color charts, roughing-in diagrams and templates, standard wiring diagrams, and performance curves.
 - 1. Mark each copy to show actual product to be provided. Where printed Product Data includes information on several products that are not required, mark copies to indicate the applicable information. Include the following information:
 - a. Manufacturer's printed recommendations.
 - b. Compliance with trade association standards.
 - c. Compliance with recognized testing agency standards.
 - d. Application of testing agency labels and seals.
 - e. Notation of dimensions verified by field measurement.
 - f. Notation of coordination requirements.
- C. Do not use shop drawings without an appropriate final stamp indicating action taken.
- D. Submittals
Submit four (4) copies of each required submittal. The Engineer will retain two copies, and return the others to the Contractor marked with action taken and corrections or modifications required.
- E. Distribution
Furnish copies of reviewed submittal to installers, subcontractors, suppliers, manufacturers, fabricators, and others required for performance of construction activities. Show distribution on transmittal forms. Maintain one copy at the project site for reference.
 - 1. Do not proceed with installation until a copy of the Shop drawing is in the Installer's possession.
 - 2. Do not permit use of unmarked copies of the Shop Drawing in connection with construction.

1.6 ENGINEER'S ACTION

- A. Except for submittals for the record or information, where action and return is required, the Engineer will review each submittal, mark to indicate action taken, and return promptly. The Engineer will stamp each submittal with a uniform action stamp. The Engineer will mark the stamp appropriately to indicate the action taken, as follows:

1. “No Exceptions Taken”: The work covered by the submittal may proceed provided it complies with notations or corrections on the submittal and requirements of the Contract Documents.
2. “Make Corrections Noted”: The work covered by the submittal may proceed provided it complies with notations or corrections on the submittal and requirements of the Contract Documents.
3. “Amend and Resubmit”: Do not proceed with work covered by the submittal. Resubmit without delay. Do not use, or allow others to use, submittals marked “Amend and Resubmit” at the Project Site or elsewhere where work is in progress.
4. “Rejected – See Remarks”: Do not proceed with work covered by the submittal. Resubmit without delay. Do not use, or allow others to use, submittals marked “Rejected and Resubmit” at the Project Site or elsewhere where work is in progress.

B. Unsolicited Submittals

The Engineer/Architect will return unsolicited submittals to the sender without action.

PART 2 – PRODUCTS

PART 3 – EXECUTION

END OF SECTION

SECTION 01 41 00

REGULATORY REQUIREMENTS

PART 1 – GENERAL

1.1 SUMMARY

- A. Section Includes
 - 1. Underground Utilities
 - 2. Property Monuments
 - 3. Traffic Control

1.2 UNDERGROUND UTILITIES

- A. Under the provisions of Wisconsin Statutes, Section 182.0175, all contractors, subcontractors, and any firm or individual intending to do work on this contract shall contact all utility firms in the affected area of construction a minimum of three (3) working days prior to beginning construction so that affected utilities will be located and marked.

1.3 PROPERTY MONUMENTS

- A. Protect iron pipe monuments from movement.
- B. The cost of replacement of any monuments moved or destroyed during construction shall be the Contractor's responsibility.
- C. Perpetuation of destroyed or moved monuments shall be performed in accordance with state statutes by a registered land surveyor.

1.4 TRAFFIC CONTROL

- A. Provide traffic control facilities including barricades, signs, lights, warning devices, pavement markings, flaggers, etc.
- B. Construct and use traffic control facilities in accordance with the U.S. D. O. T. Federal Highway Administration's Manual on Uniform Traffic Control Devices for Streets and Highways.
- C. Maintain traffic control devices as required to properly safeguard the public travel through final completion, including during periods of suspension of work.

PART 2 – PRODUCTS (Not used)

PART 3 – EXECUTION (Not used)

END OF SECTION

SECTION 01 71 23

FIELD ENGINEERING

PART 1 – GENERAL

1.1 SUMMARY

- A. Section Includes
 - 1. Engineering Surveys Provided by the Engineer
 - 2. Engineering Surveys Provided by the Contractor

1.2 SUBMITTALS

- A. None

PART 2 – PRODUCTS (Not Used)

PART 3 – EXECUTION

3.1 PREPARATION

- A. Investigate and verify the existence and location of site improvements, utilities, and other existing facilities.
- B. Before construction, verify the location of invert elevations at points of connection of sanitary sewer, storm sewer, water piping and underground electrical services.
- C. Furnish information to the Engineer and the appropriate utility regarding conflicts that are necessary to adjust, move, or relocate existing utility structures, utility poles, lines, services, or other utility appurtenances located in or affected by construction.
- D. Provide the Engineer two working days advance notification when ready for engineering surveys for construction to be provided by the Engineer.

3.2 ENGINEERING SURVEYS TO BE PROVIDED BY THE ENGINEER

- A. General
 - 1. Establish benchmarks for construction as shown on the drawings.
 - 2. Establish control points as shown on the drawings.
- B. Gravity Sewer Systems and Water Distribution Systems.
 - 1. Provide construction reference stakes set for pipe construction location at critical changes in horizontal and vertical alignment.
 - 2. Provide construction stakes for location of pipe at connections.

C. New Road/Sidewalk Construction

1. Provide construction reference stakes for the back of sidewalk with the top of sidewalk elevation. Spacing shall be at a minimum of 50 foot intervals and maximum of 100 foot intervals on tangents. Provide construction reference stakes at 25 foot intervals within vertical and horizontal curves. Provide construction reference stakes at all horizontal and vertical points of intersection.

3.3 ENGINEERING SURVEYS TO BE PROVIDED BY THE CONTRACTOR

A. General

1. Locate, preserve and protect established construction reference stakes, benchmarks and control points.
2. Locate, preserve and protect property corners and section corner monuments. If moved or destroyed due to Contractor negligence, then replace in accordance with state requirements; some of which are referenced in the "Regulatory Requirements".
3. Provide additional construction staking as necessary to complete construction based on the construction reference stakes provided by the Engineer and the Drawings.
4. Before beginning with necessary construction staking, verify the information shown on the Drawings, in relation to the established construction reference stakes, bench marks, control points and property corners. Notify the Engineer of any discrepancies.
5. Remove construction reference stakes when directed by the Engineer.

B. Gravity Sewer Systems and Water Distribution Systems.

1. Provide any intermediate construction reference points as required to verify installation at the line and grade established and locate appurtenant structures.
2. Check the line and grade with construction reference stakes at each pipe length.

C. New Road/Sidewalk Construction

1. Provide additional construction reference stakes necessary to establish location and grade in accordance with the plans.

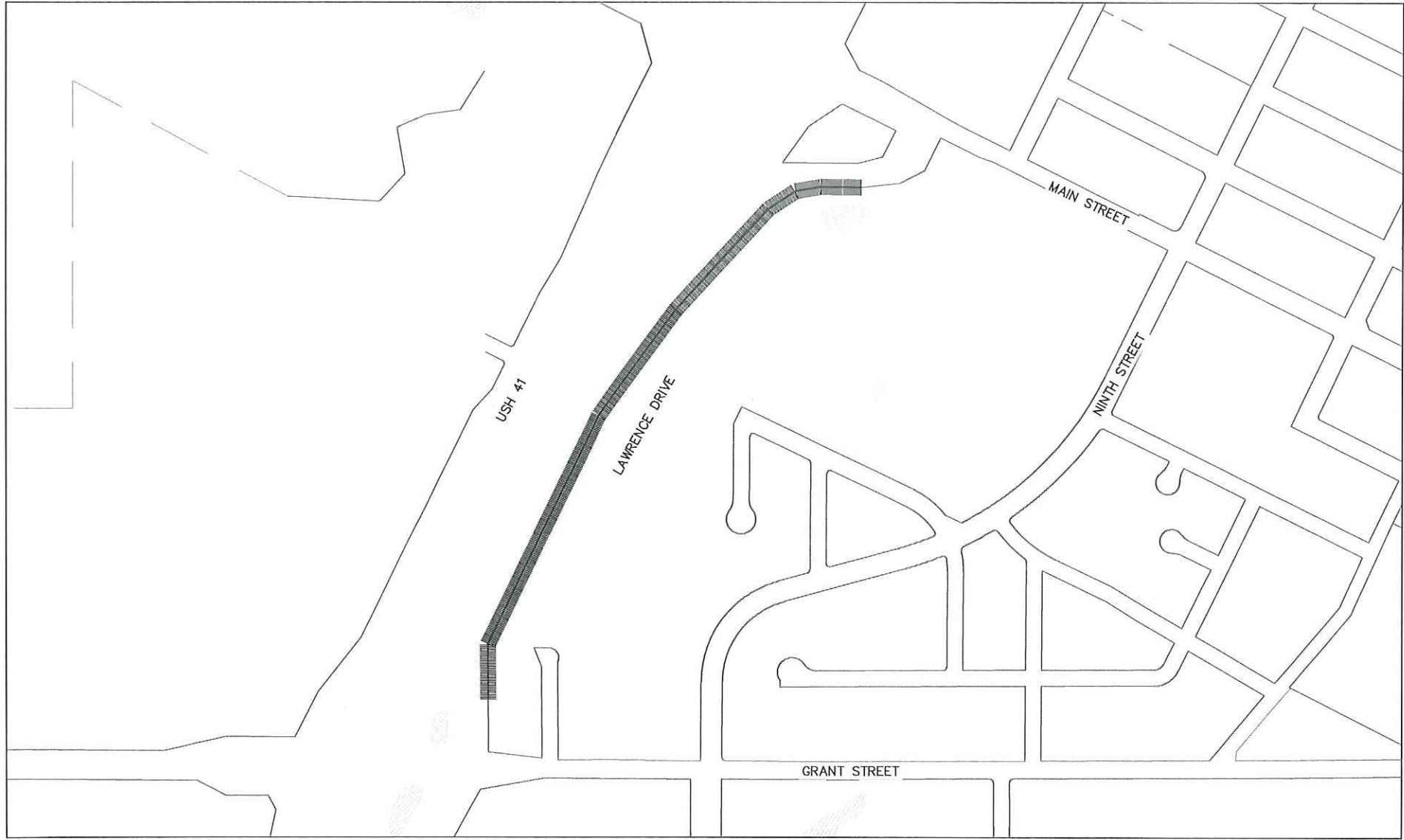
END OF SECTION

PROJECT# 19-06A
LAWRENCE DRIVE SIDEWALK
GRANT STREET TO MAIN AVENUE

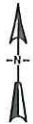
CITY OF DE PERE



ENGINEER DIVISION
925 S. SIXTH ST
DE PERE, WI, 54115



SITE LOCATION MAP
N.T.S.



SHEET NO.	DESCRIPTION
G001	TITLE SHEET
G002	STANDARD ABBREVIATION & SYMBOLS
G003	TYPICAL SECTIONS
C101 - C104	LAWRENCE DRIVE SIDEWALK PLAN AND PROFILE SHEETS
C301 - C312	CROSS SECTIONS
C401 - C402	SITE EROSION CONTROL PLAN
C403	TRAFFIC CONTROL PLAN
C501 - 502	PROJECT DETAILS
C503	EROSION CONTROL DETAILS
C504-C507	TRAFFIC CONTROL DETAILS

CITY OF DE PERE
BOARD OF PUBLIC WORKS

5/6/19 *E.P. Baker*
DATE CITY ENGINEER
5/6/19 *James M. Baker*
DATE CITY ADMINISTRATOR
5/6/19 *Michael J. Walsh*
DATE MAYOR
































STAMPS:



LIST OF STANDARD ABBREVIATIONS

	AVERAGE DAILY TRAFFIC		
ADT		N	NORTH
AGGR	AGGREGATE	NB	NORTHBOUND
AH	AHEAD	NC	NORMAL CROWN
ASPH	ASPHALT	NE	NORTHEAST
B/B	BACK TO BACK	NO	NUMBER
BARR	BARRICADE	NTS	NOT TO SCALE
BC	BACK OF CURB	NW	NORTHWEST
BK	BACK	O	OIL
BL	BASELINE	O&C	OIL AND CHIP
BLDG	BUILDING	OB	OBTERATE
BM	BENCHMARK	OD	OUTSIDE DIAMETER
BOW	BACK OF SIDEWALK	OC	POINT OF CURVATURE
BSMT	BASEMENT	PCC	PORTLAND CEMENT CONCRETE
C	CUT	PCC	PEDESTAL
C&G	CURB AND GUTTER	PED	PERMANENT LIMITED EASEMENT
C/C	CENTER TO CENTER	PLE	PAVEMENT
CABC	CRUSHED AGGREGATE BASE COURSE	PWMT	PRIVATE ENTRANCE
CB	CATCH BASIN	PE	POINT OF INTERSECTION
CE	CONSTRUCTION ENTRANCE	PI	PRE-FORMED JOINT FILLER
CI	CAST IRON PIPE	PIF	PROPERTY LINE
CL	CENTERLINE	PL	POINT OF CURVE
CLMP	CORRUGATED METAL PIPE	POC	POINT ON TANGENT
CNTY	COUNTY	POT	POLYETHYLENE
CO	CLEANOUT	PP	POINT OF REVERSE CURVATURE
CONC	CONCRETE	PRC	PROJECT
CONSTR	CONSTRUCTION	PROJ	PROPOSED
CONSTR JT	CONSTRUCTION JOINT	PROP	POUND PER SQUARE INCH
CP	CONTROL POINT	PSI	POINT OF TANGENCY
CTH	COUNTY TRUNK HIGHWAY	PT	POLYVINYL CHLORIDE
CTRL JT	CONTROL JOINT	PVC	RANGE OR RADIUS
CTV	CABLE TV	R	REINFORCED CONCRETE PIPE
CY	CUBIC YARD	RCP	REINFORCEMENT BAR
D	DEPTH	REBAR	RELOCATE
DIA	DIAMETER	REL	REMAINING
DI	DUCTILE IRON PIPE	REM	REQUIRED
DISCH	DISCHARGE	REDD	REFERENCE LINE
DW	DRIVEWAY	RL	RIGHT OF WAY
E	EAST (SEE ELEC BELOW)	ROW	REFERENCE POINT
EA	EACH	RR	RAILROAD
EB	EASTBOUND	RT	RIGHT
EBS	EXCAVATION BELOW SUBGRADE	RW	RETAINING WALL
ECs	EXTERNAL CHIMNEY SEAL	S	SOUTH
EL	ELEVATION	SALV	SALVAGE
ELEC	ELECTRIC (E WHEN USED IN LINE STYLE)	SAN	SANITARY
EMB	EMBANKMENT	SB	SOUTHBOUND
ENTR	ENTRANCE	SDWK	SIDEWALK
EP	EDGE OF PAVEMENT	SE	SOUTHEAST
EW	ENDWALL	SHDR	SQUARE FEET
EXC	EXCAVATION	SY	SQUARE YARD
EXIST	EXISTING	SS	STORM SEWER
F	FILL	SSD	STOPPING SIGHT DISTANCE
F/F	FACE TO FACE	STA	STATION
FDN	FOUNDATION	STD	STANDARD
FE	FIELD ENTRANCE	STM	STATE HIGHWAY TRUNK
FERT	FERTILIZER	STP	STORM
FIN GR	FINISHED GRADE	STRUCT	SEWAGE TREATMENT PLANT STRUCTURE OR STRUCTURAL
FL	FLOWLINE	SW	SOUTHWEST
FO	FIBER OPTIC	T	TANGENT
FOW	FRONT OF SIDEWALK	TEL	TOWN (T WHEN USED FOR TELEPHONE LINE)
FT	FOOT	TEMP	TEMPORARY
FTG	FOOTING	TLE	TEMPORARY LIMITED EASEMENT
G	GAS	TOC	TOP OF CURB
GV	GAS VALVE	TOW	TOP OF WATER
GW	GUY WIRE	TRANS	TRANSITION
HDPE	HIGH DENSITY POLYETHYLENE	UG	TYPICAL UNDERGROUND
HR	HANDICAP RAMP	USH	US HIGHWAY
HSE	HOUSE	VC	VERTICAL CURVE
HT	HEIGHT	VERT	VERTICAL
HYD	HYDRANT	VOL	VOLUME
I	INTERSECTION ANGLE	VPC	VERTICAL POINT OF CURVATURE
ICS	INTERNAL CHIMNEY SEAL	VPI	VERTICAL POINT OF INTERSECTION
ID	INSIDE DIAMETER	VPRC	VERTICAL POINT OF REVERSE CURVE
IN	INCH	VPT	VERTICAL POINT OF TANGENCY
INL	INLET	W	WEST
INTERS	INTERSECTION	WB	WESTBOUND
INV	INVERT	WM	WATERMAIN
IP	IRON PIPE OR PIN	WSO	WATER SHUTOFF VALVE
JCT	JUNCTION	WTP	WATER TREATMENT PLANT
L	LENGTH (OF CURVE)	WV	WATER VALVE
LC	LONG CHORD OF CURVE	WWP	WASTE WATER TREATMENT PLANT
LP	LIGHTPOLE	YD	YARD
LS	LIFT STATION OR LUMP SUM		
LT	LEFT		
MAINT	MAINTENANCE		
MATL	MATERIAL		
MB	MAILBOX		
MH	MANHOLE		
MP	MARKER POST		






















MAPPING & TOPOGRAPHY SYMBOLOLOGY

DESCRIPTION	SYMBOL
BENCHMARK	 EXISTING
BUSH	 EXISTING
CATCH BASIN	 EXISTING
CABLE TV BOX	 EXISTING
CONTROL POINT	 EXISTING
ELECTRICAL BOX	 EXISTING
EROSION CONTROL – INELT	 EXISTING
FIELD INLET	 PROPOSED
GAS VALVE	 PROPOSED
HEDGE	 PROPOSED
HYDRANT	 PROPOSED
IRON PIPE	 PROPOSED
LIGHTPOLE	 PROPOSED
MAILBOX	 PROPOSED
MANHOLE ELECTRIC	 PROPOSED
MANHOLE SANITARY	 PROPOSED
MANHOLE STORM	 PROPOSED
MONITORING WELL	 PROPOSED
POWER POLE	 PROPOSED
SIGN BASE	 PROPOSED
SIGN	 PROPOSED
SIGNAL HEAD, TRAFFIC SIGNAL STANDARD, PEDESTAL BASE	 PROPOSED
SIGNAL HEAD, TRAFFIC SIGNAL POLE, TRANSFORMER BASE	 PROPOSED
STUMP	 PROPOSED
TELEPHONE MANHOLE	 PROPOSED
TELEPHONE PEDESTAL	 PROPOSED
TREE	 PROPOSED
WELL	 PROPOSED
WATER SERVICE VALVE	 PROPOSED
BUTTERFLY WATER VALVE	 PROPOSED
WATER VALVE	 PROPOSED

GENERAL CONSTRUCTION NOTES:

- ALL ELEVATIONS ARE REFERENCED TO NAVD 88.
- THE WORK UNDER THIS CONTRACT SHALL BE IN ACCORDANCE WITH THE CITY OF DE PERE, CURRENT CONSTRUCTION SPECIFICATIONS AND THESE SPECIAL PROVISIONS AND PLANS, AND THE LATEST ADDITION OF THE WISCONSIN DEPARTMENT OF TRANSPORTATION STANDARDS SPECIFICATIONS FOR HIGHWAY AND STRUCTURE CONSTRUCTION SPECIFICATIONS, LATEST EDITION, WHERE REFERENCED IN THE CITY SPECIFICATIONS.
- ALL EROSION CONTROL MEASURES SHALL BE IN PLACE PRIOR TO CONSTRUCTION AND SHALL CONFIRM TO THE WISCONSIN DEPARTMENT OF NATURAL RESOURCES CONSTRUCTION SITE EROSION CONTROL AND TECHNICAL STANDARDS.
- EXISTING UTILITIES SHOWN ON THE PLANS ARE APPROXIMATE. THE CONTRACTOR SHALL BE RESPONSIBLE FOR OBTAINING EXACT LOCATIONS AND ELEVATIONS OF ALL UTILITIES, WHETHER SHOWN OR NOT, FROM THE OWNERS OF THE RESPECTIVE UTILITIES. ALL UTILITIES OWNERS SHALL BE NOTIFIED BY THE CONTRACTOR 72 HOURS PRIOR TO EXCAVATION.

MAPPING & TOPOGRAPHY SYMBOLOLOGY

DESCRIPTION	SYMBOL
EXISTING SANITARY SEWER LINE	 (SIZE AND MATERIAL) San
PROPOSED SANITARY SEWER LINE	 (SIZE AND MATERIAL) San
EXISTING STORM SEWER LINE	 (SIZE AND MATERIAL) ST
PROPOSED STORM SEWER LINE	 (SIZE AND MATERIAL) ST
EXISTING WATER MAIN LINE	 (SIZE AND MATERIAL) W
PROPOSED WATER MAIN LINE	 (SIZE AND MATERIAL) W
EXISTING ELECTRICAL LINE	 (SIZE AND MATERIAL) E
EXISTING GAS MAIN LINE	 (SIZE AND MATERIAL) G
EXISTING TELEPHONE LINE	 (SIZE AND MATERIAL) T
EXISTING CABLE TV LINE	 (SIZE AND MATERIAL) TV
EXISTING SANITARY LATERAL	 (SIZE AND MATERIAL) San
EXISTING WATER SERVICE	 (SIZE AND MATERIAL) W
RIGHT OF WAY	 (SIZE AND MATERIAL) ROW
PROPERTY LINE	 (SIZE AND MATERIAL) PL
EASEMENT LINE	 (SIZE AND MATERIAL) ESM
SILT FENCE EROSION CONTROL	 (SIZE AND MATERIAL) □
EXISTING FIBER OPTIC	 (SIZE AND MATERIAL) 615)
EXISTING MAJOR CONTOUR	 (SIZE AND MATERIAL) 612 - - - - -
EXISTING MINOR CONTOUR	 (SIZE AND MATERIAL) 615 - - - - -
PROPOSED MAJOR CONTOUR	 (SIZE AND MATERIAL) 612 - - - - -
PROPOSED MINOR CONTOUR	 (SIZE AND MATERIAL) 612 - - - - -

PROFILE

EXISTING SANITARY SEWER LINE	 (SIZE AND MATERIAL) 100'-8" PVC SAN @ 0.40%
PROPOSED SANITARY SEWER LINE	 (SIZE AND MATERIAL) (SIZE AND MATERIAL)
EXISTING STORM SEWER LINE	 (SIZE AND MATERIAL) 100'-8" PVC STM @ 1.0%
PROPOSED STORM SEWER LINE	 (SIZE AND MATERIAL) (SIZE AND MATERIAL)
EXISTING WATER MAIN LINE	 (SIZE AND MATERIAL) PROPOSE 8" PVC WM
PROPOSED WATER MAIN LINE	 (SIZE AND MATERIAL) PROPOSE 8" PVC WM

PATCH SYMBOLS

ASPHALTIC CONCRETE PAVEMENT	
CRUSHED AGGREGATE BASE COURSE	
PORTLAND CEMENT CONCRETE	

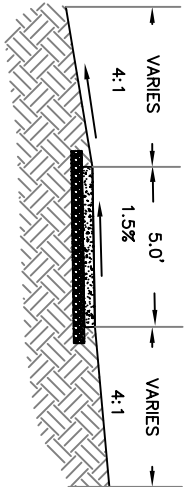
CITY OF DE PERE

ENGINEERING DIVISION 925 S. SIXTH ST DE PERE WI 54115
OFFICE 920-339-4060 FAX 920-339-4071

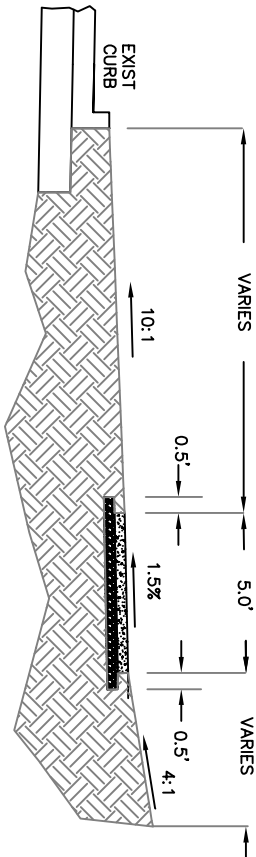


STANDARD ABBREVIATIONS AND SYMBOLS

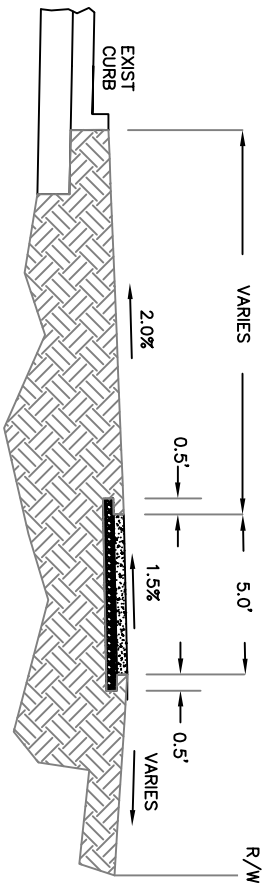
NAME	BY	DATE	NO.	DATE	REVISIONS / ISSUES	PAGE NO.
LAWRENCE DRIVE SIDEWALK					REMARKS	G002
GRANT STREET TO MAIN AVENUE						
PROJECT #						
19-06A						



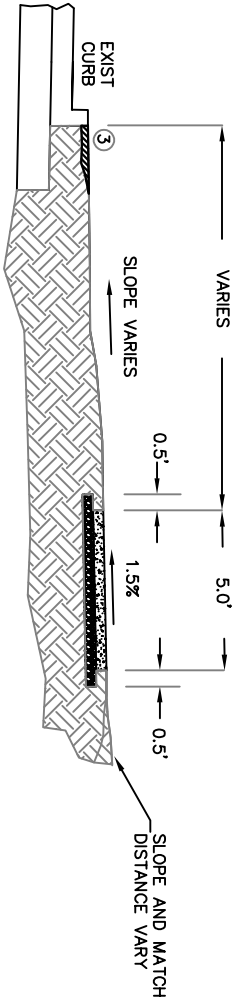
SIDEWALK SECTION
64+20 – 64+50
67+50 – 69+00



SIDEWALK SECTION
64+50 – 67+50

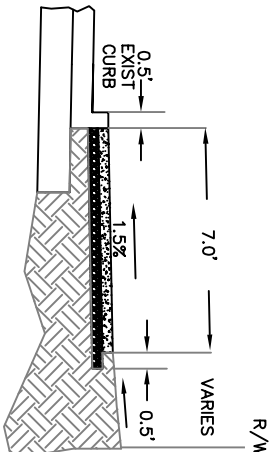


SIDEWALK SECTION
69+00 – 72+44

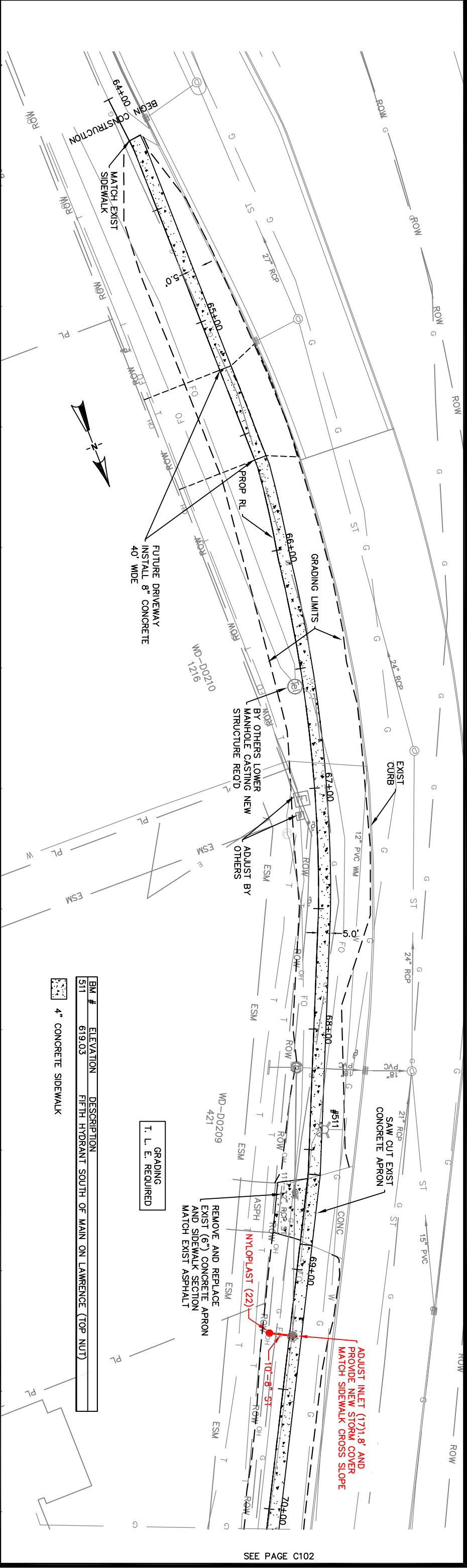


TYPICAL SIDEWALK SECTION UNLESS NOTED

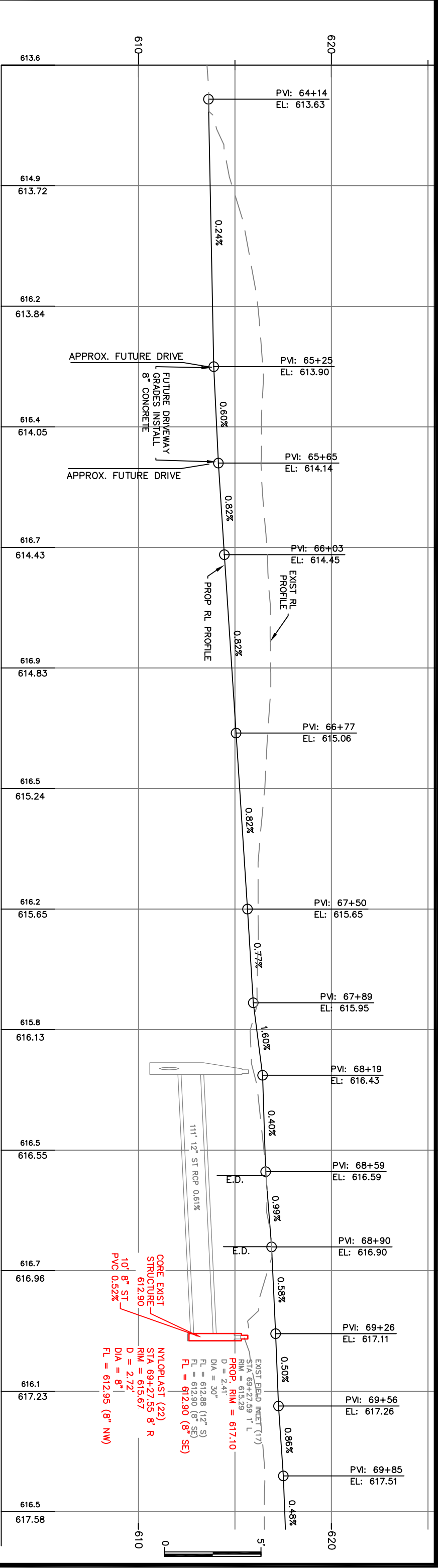
- 1) 4" CONCRETE SIDEWALK ON 4" 3/4" BASE COURSE TYP.
- 2) SLOPE MATCH GRADE AND MATCH DISTANCE VARY
- 3) FILL EXIST LOW AREAS AT BACK OF CURB WITH TOPSOIL, TYPE "C" LAWN SEED MIX NO.40, AND EROSION MAT URBAN CLASS 1 TYPE A.




SIDEWALK SECTION
75+70 – 78+80
ALTERNATE



SEE PAGE C102





CITY OF DE PERE

ENGINEERING DIVISION

925 S. SIXTH ST DE PERE WI 54115

OFFICE 920-339-4061 FAX 920-339-4071

LAWRENCE DRIVE

GRANT STREET TO 750' NORTH OF GRANT STREET

NAME: LAWRENCE DRIVE SIDEWALK
PROJECT # 19-06A

SURVEYED
DRAWN
DESIGNED
CHECKED

BY
M.C.
BK
EPR

DATE
10-2018
01-2019
07-2019
02-2019

REVISIONS / ISSUES

NO.

DATE

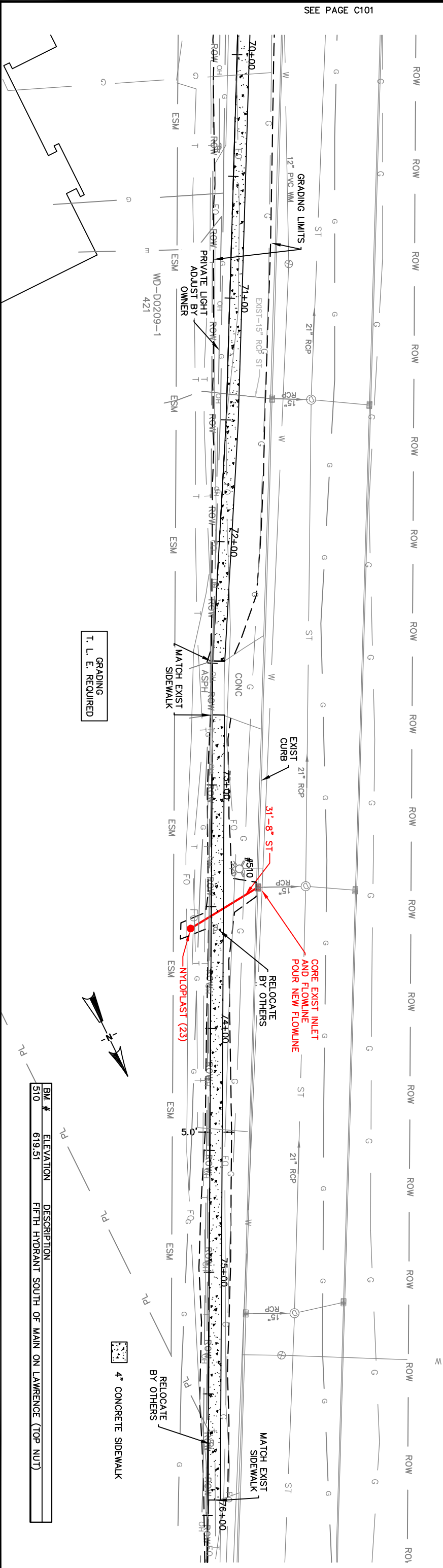
BY

REMARKS

PAGE NO.

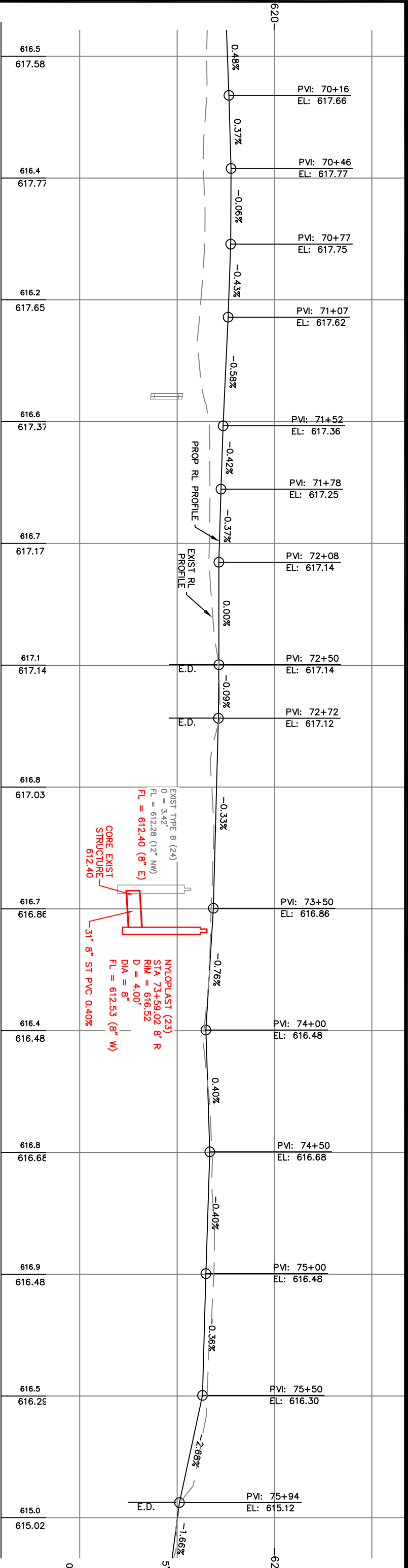
C101

X:\Projects\City Projects\2019\Project 19-06 - Lawrence Drive Sidewalk (Scheuring to Main)\1200- CAD\Law_SW_Grant_North_PP.dwg



SEE PAGE C101

SEE PAGE C103



EXIST TYPE B (24)
D = 3.42'
FL = 612.28 (12" NW)
FL = 612.40 (8" E)
CORE EXIST
STRUCTURE
612.40
31' 8" ST PVC 0.40%

NYLOPLAST (23)
STA 73+59.02 8' R
RIM = 616.52
D = 4.00'
DIA = 8"
FL = 612.53 (8" W)

BM #	ELEVATION	DESCRIPTION
510	619.51	FIFTH HYDRANT SOUTH OF MAIN ON LAWRENCE (TOP NUT)

**CITY OF DE PERE**

ENGINEERING DIVISION
925 S. SIXTH ST DE PERE WI 54115
OFFICE 920-339-4061 FAX 920-339-4071

LAWRENCE DRIVE
750' NORTH OF GRANT STREET TO 1700' SOUTH OF MAIN STREET

NAME: LAWRENCE DRIVE SIDEWALK
GRANT STREET TO MAIN AVENUE
PROJECT # 19-06A

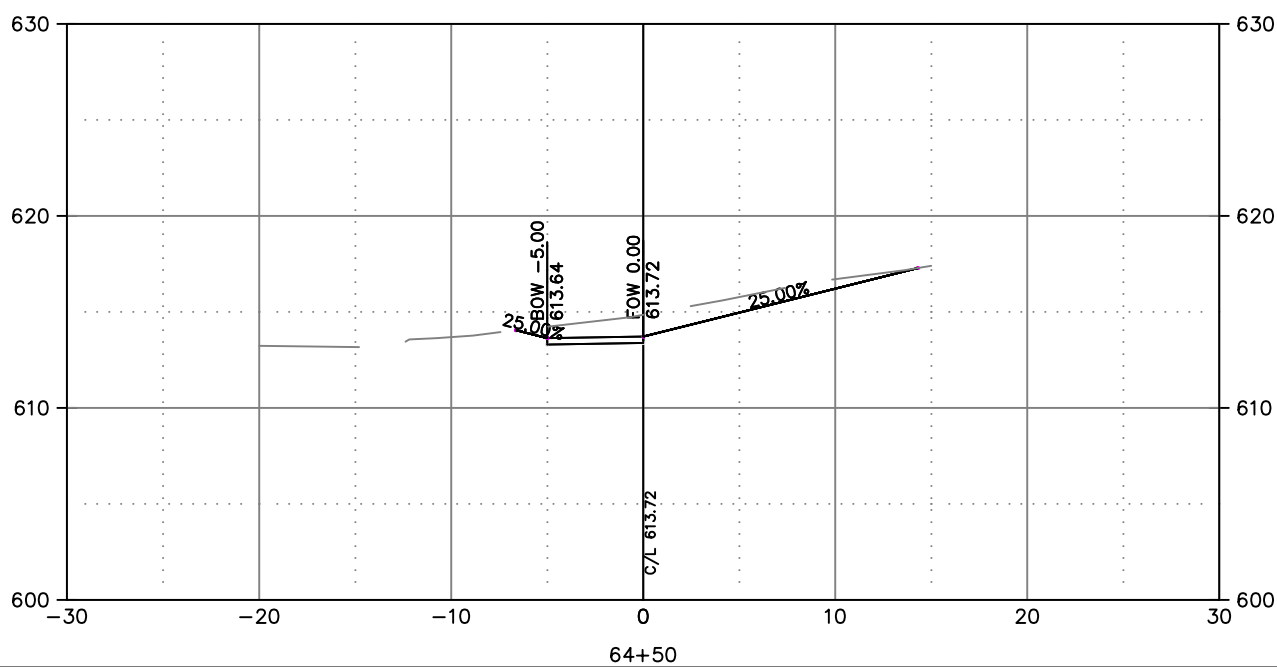
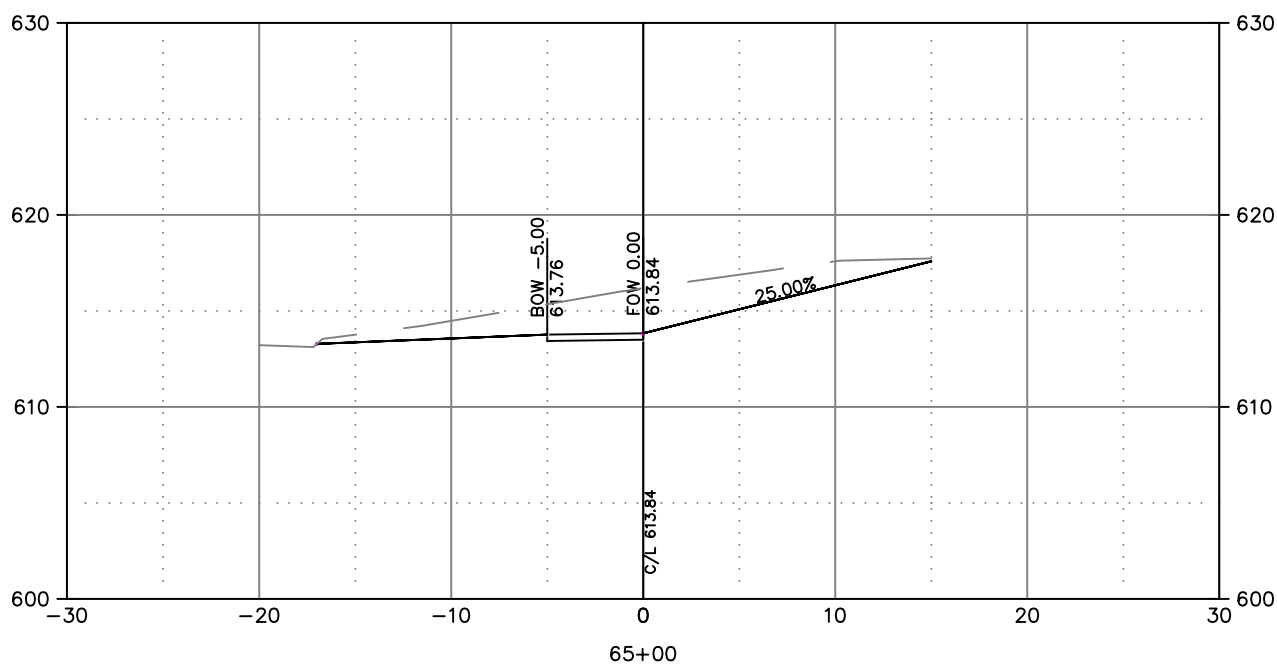
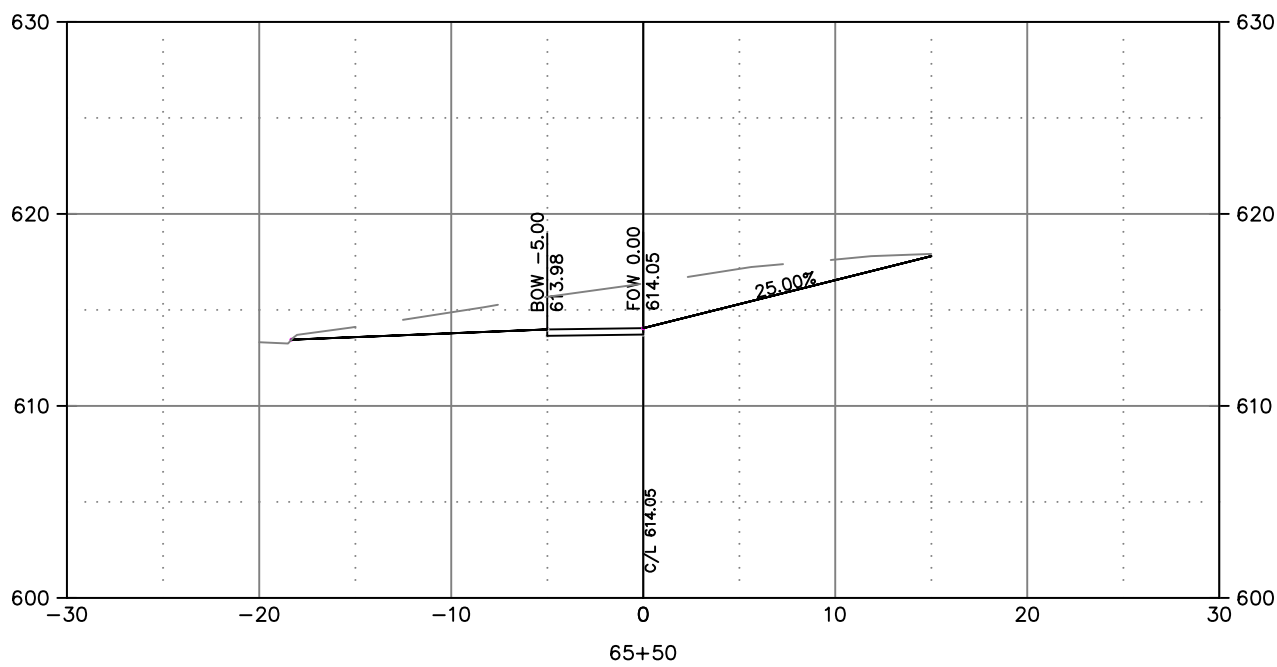
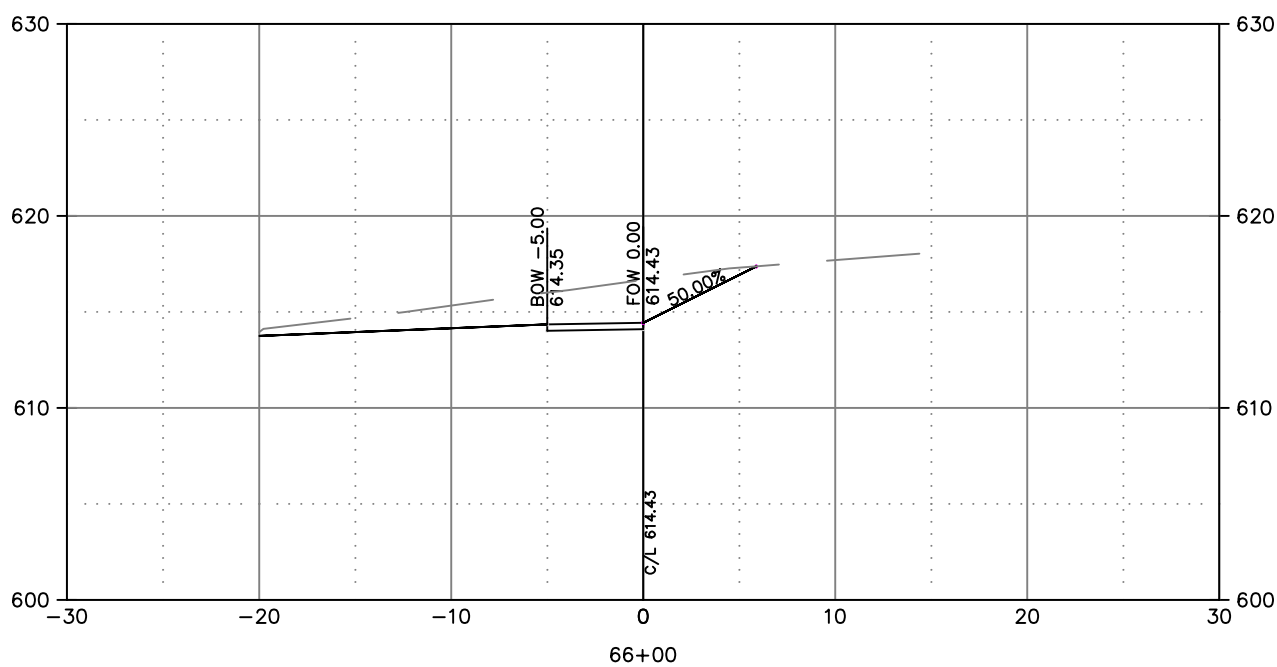
DATE	BY	NO.	DATE	REVISIONS / ISSUES	PAGE NO.
10-2018	WLC			STARTED	C102
01-2019	BR			DRAWN	
01-2019	BR			DESIGNED	
02-2019	EPR			CHECKED	



LAWRENCE DRIVE SIDEWALK
CROSS SECTIONS

NAME: LAWRENCE DRIVE SIDEWALK GRANT
STREET TO MAIN AVENUE
PROJECT #

	BY	DATE	REVISIONS / ISSUES		REMARKS	PAGE NO.
			NO.	DATE		
SUBMITTED	TMS	04-2019				C301
DRAWN	BK	04-2019				
DESIGNED	ER	04-2019				
CHECKED	ER	04-2019				

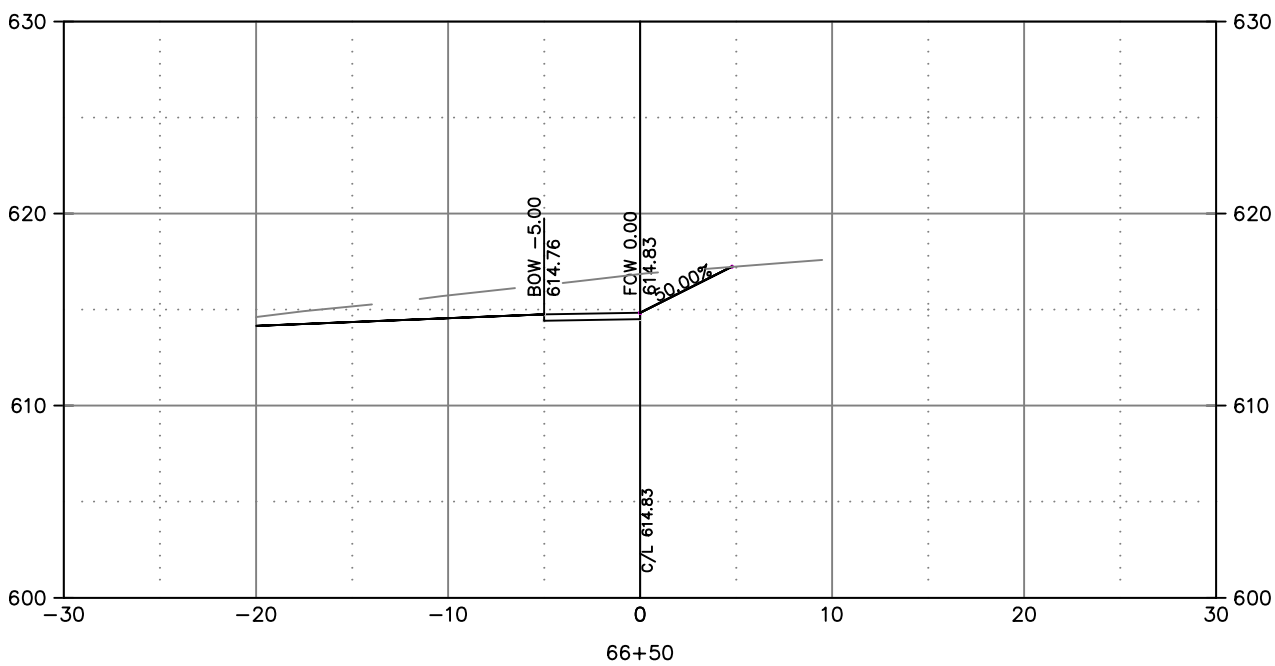
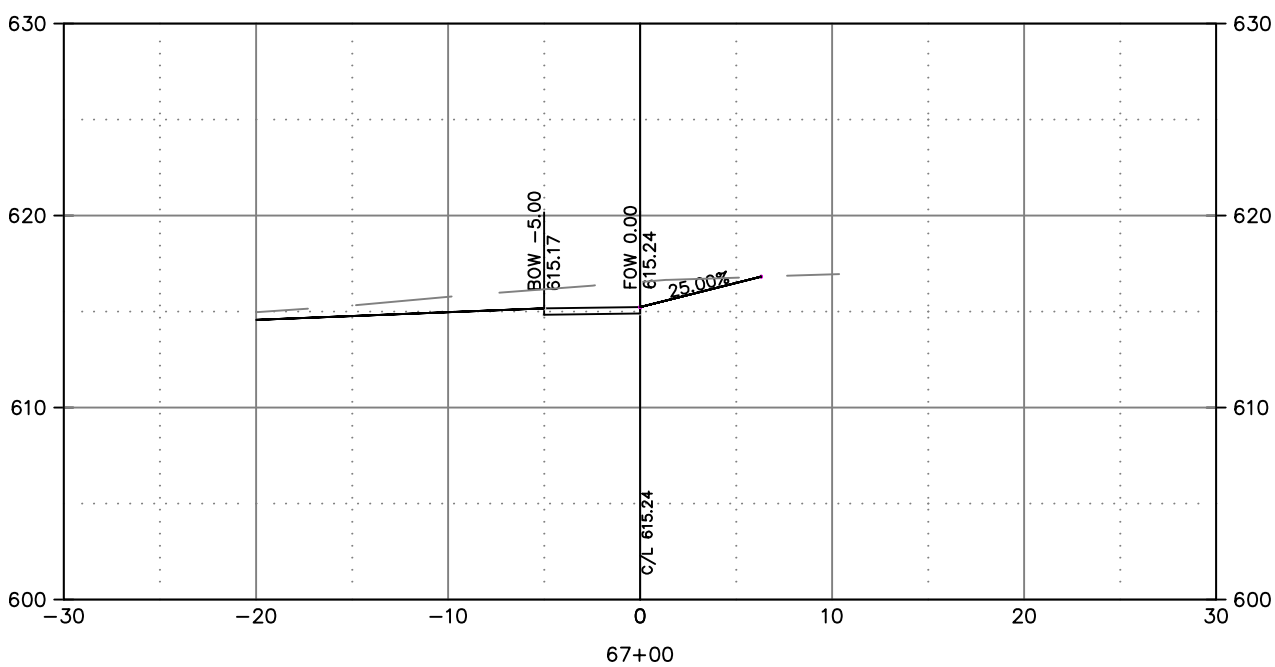
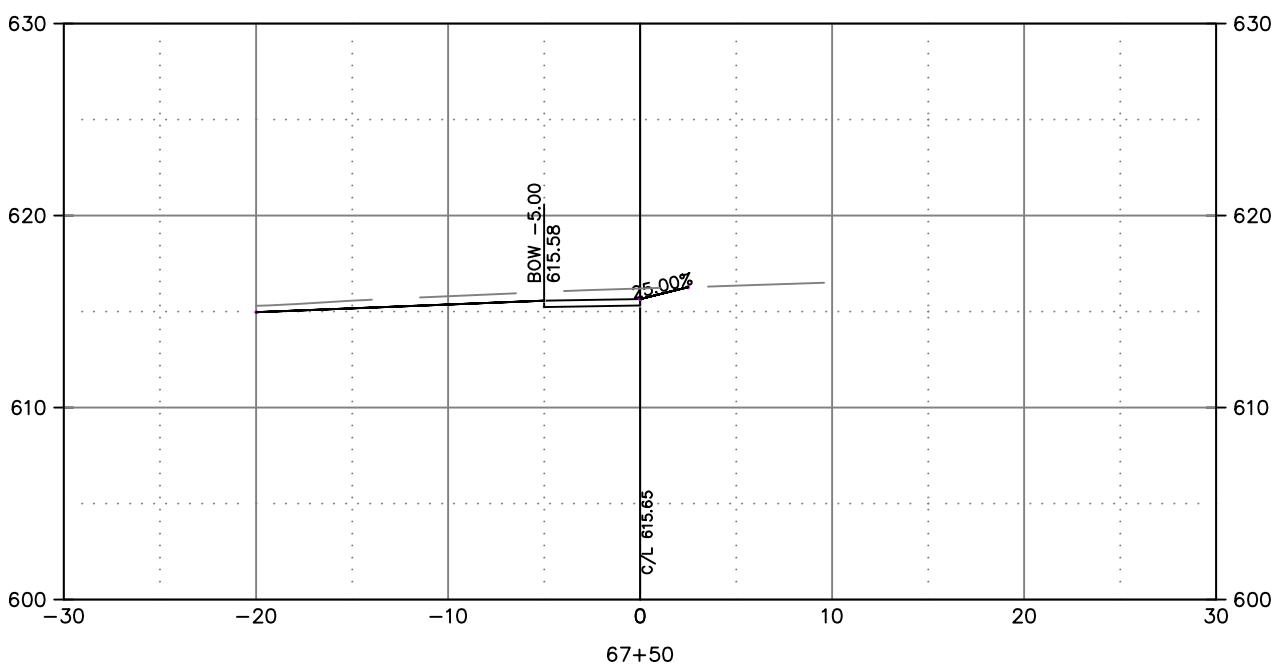
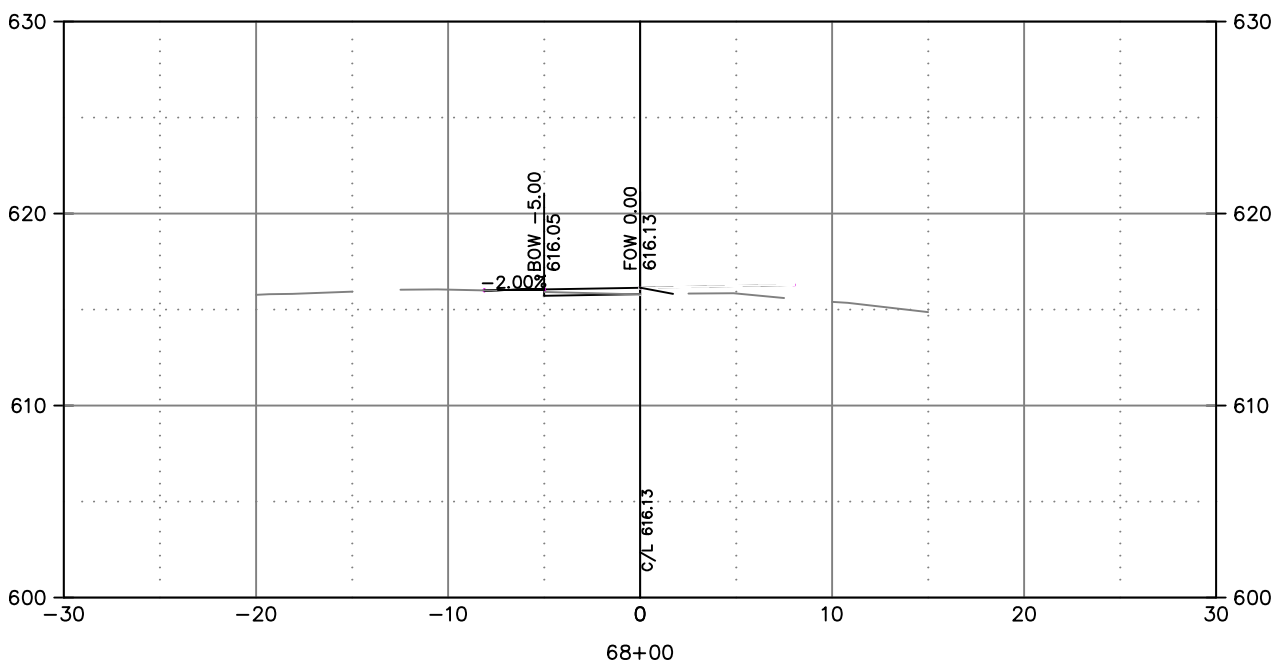




LAWRENCE DRIVE SIDEWALK
CROSS SECTIONS

NAME: LAWRENCE DRIVE SIDEWALK GRANT STREET TO MAIN AVENUE PROJECT #	19-06A
--	--------

	BY	DATE	REVISIONS / ISSUES		REMARKS	PAGE NO.
			NO.	DATE		
SUBMITTED	TMS	04-2019				C302
DRAWN	BK	04-2019				
DESIGNED	ER	04-2019				
CHECKED	ER	04-2019				

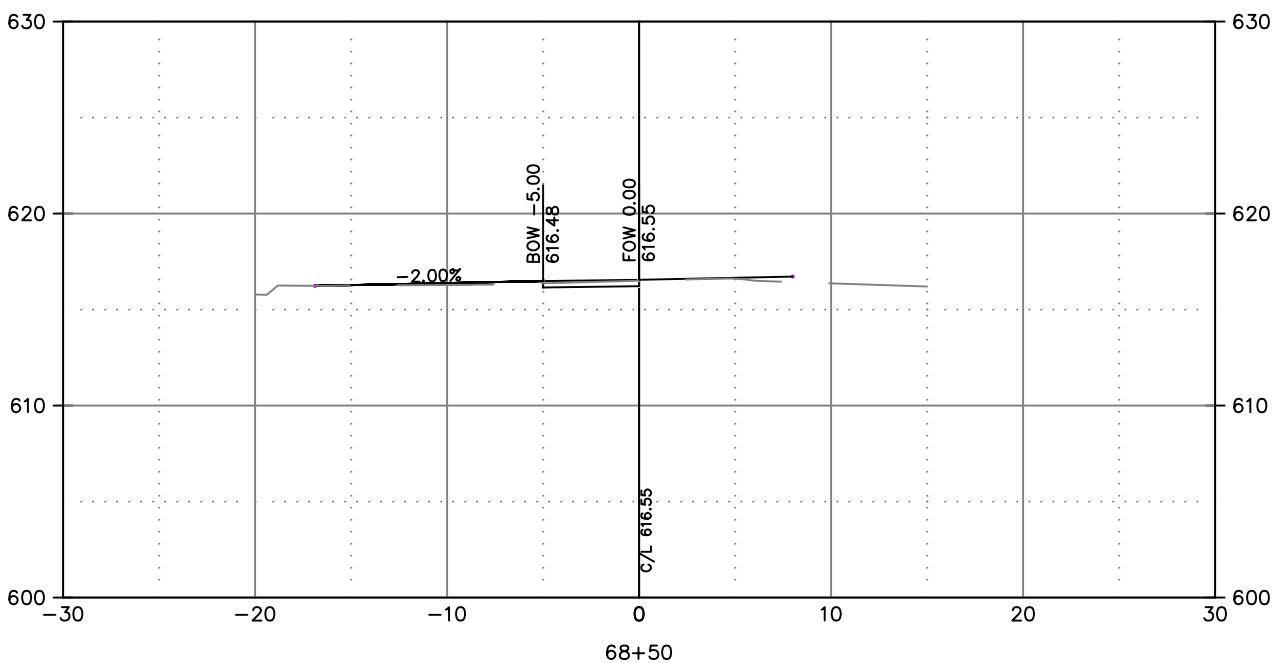
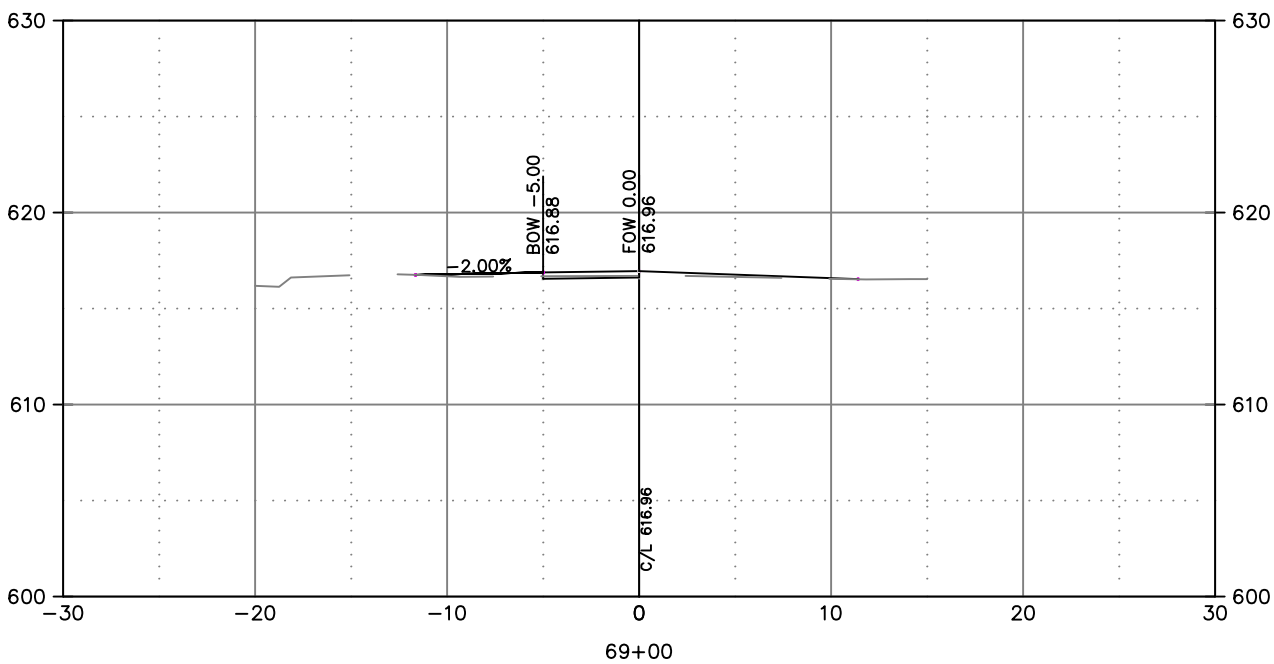
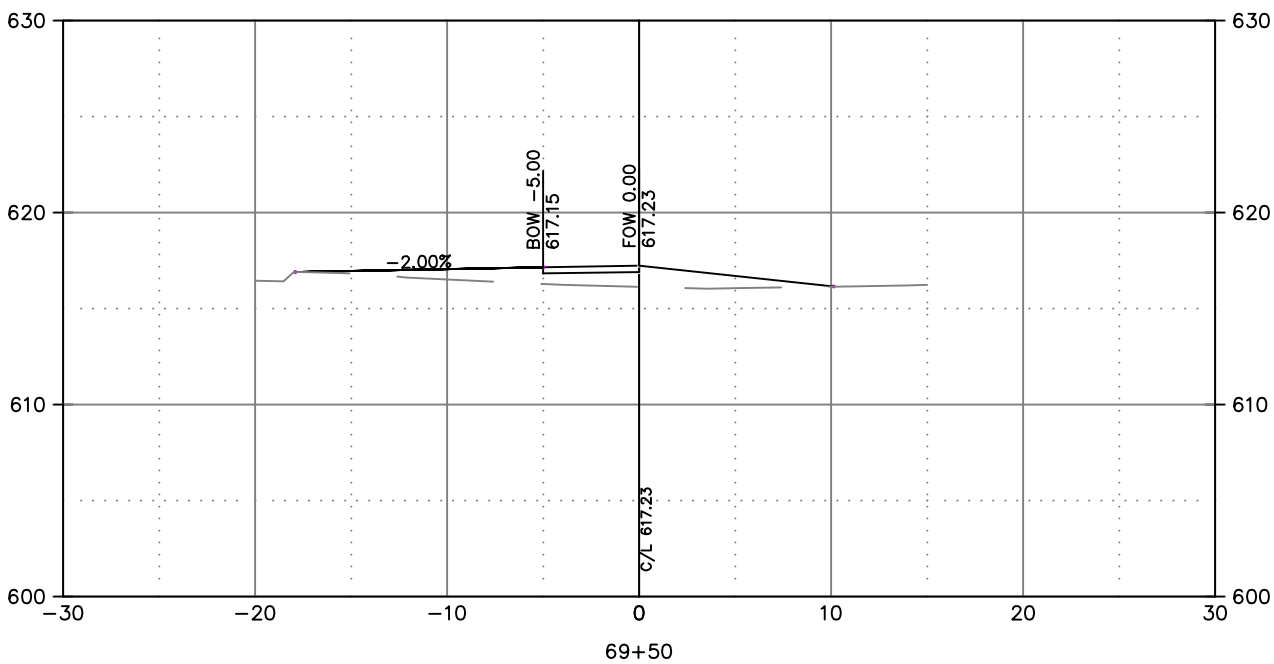
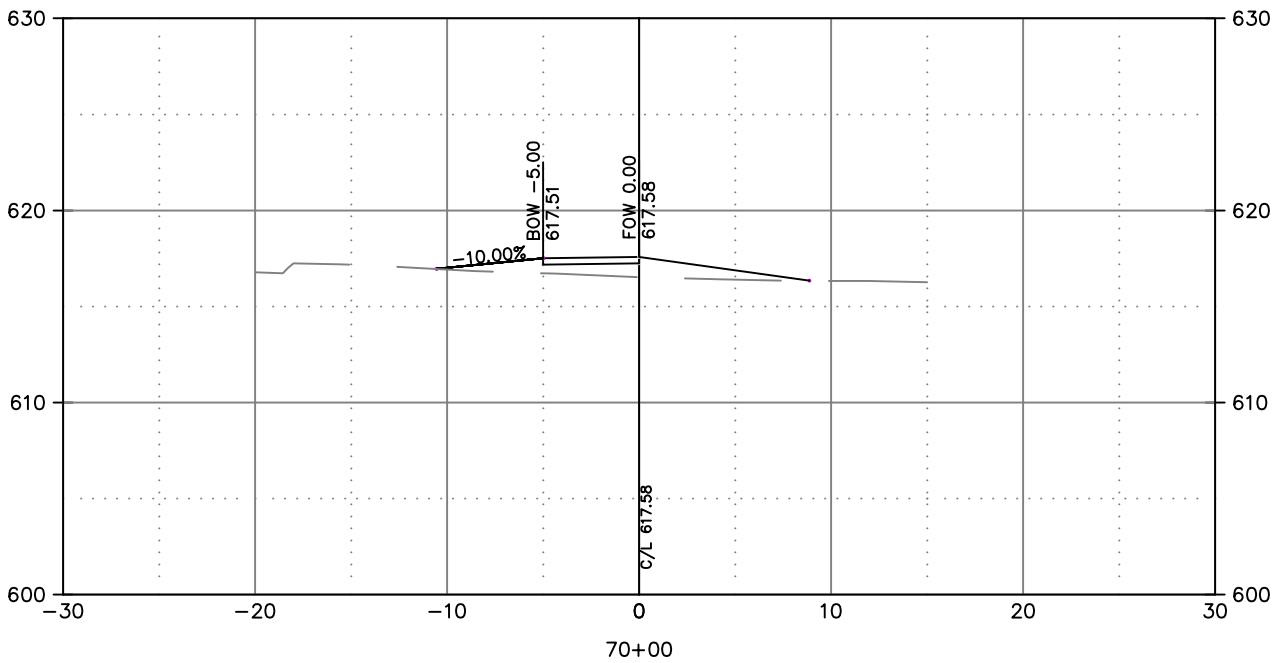




LAWRENCE DRIVE SIDEWALK
CROSS SECTIONS

NAME: LAWRENCE DRIVE SIDEWALK GRANT STREET TO MAIN AVENUE PROJECT #	19-06A
--	--------

	BY	DATE	REVISIONS / ISSUES		REMARKS	PAGE NO.
			NO.	DATE		
SUBMITTED	TMS	04-2019				C303
DRAWN	BK	04-2019				
DESIGNED	ER	04-2019				
CHECKED	ER	04-2019				

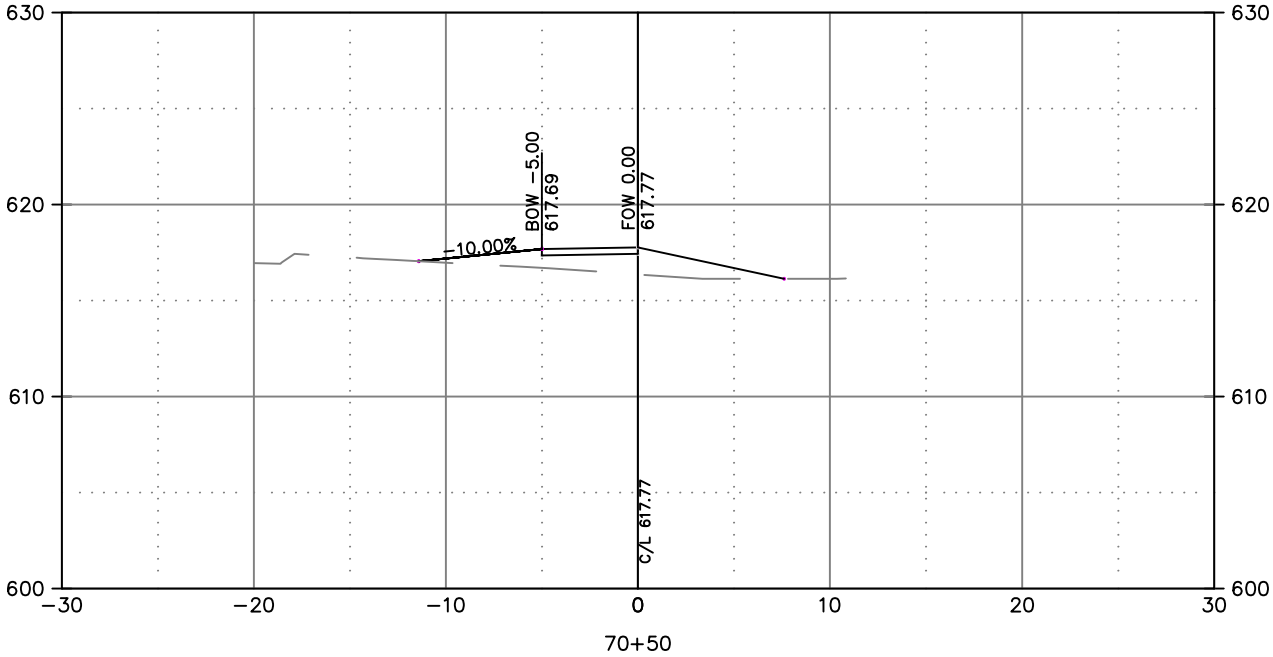
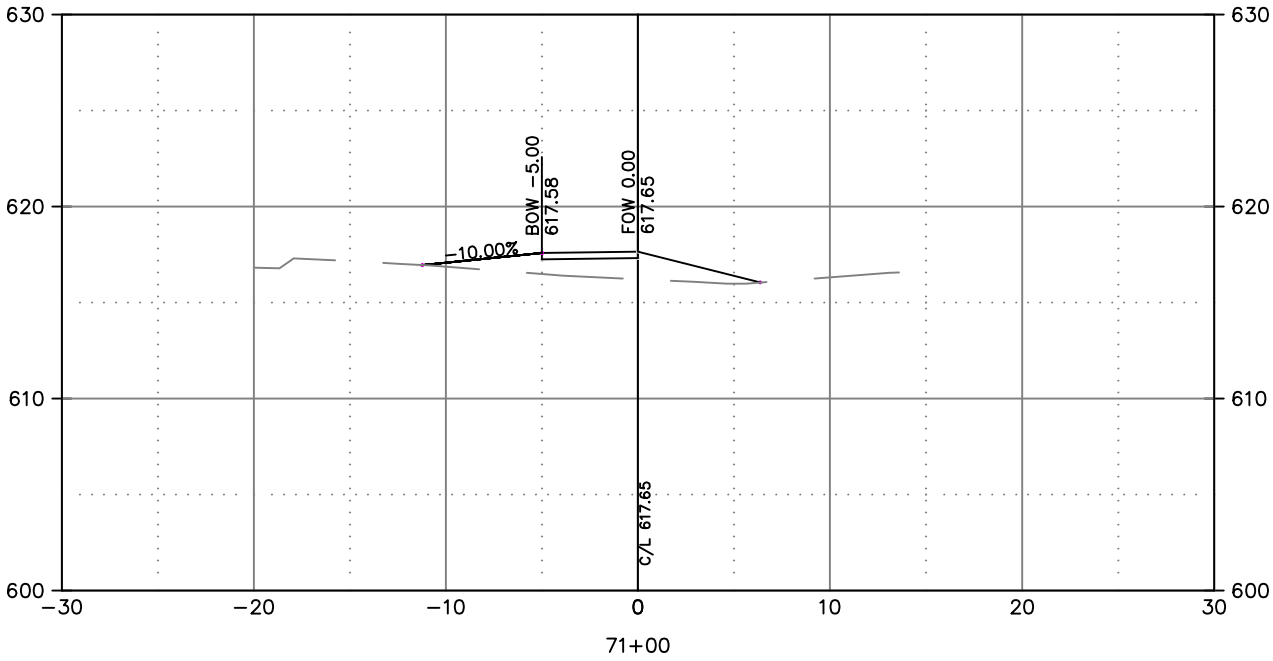
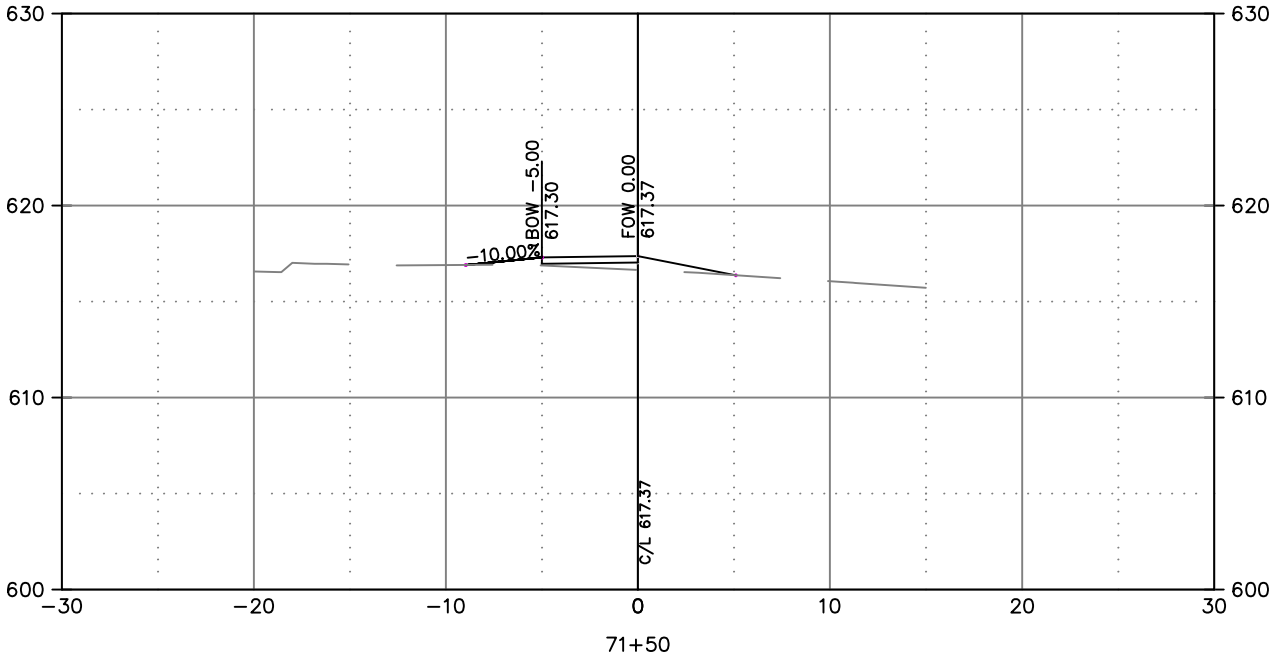
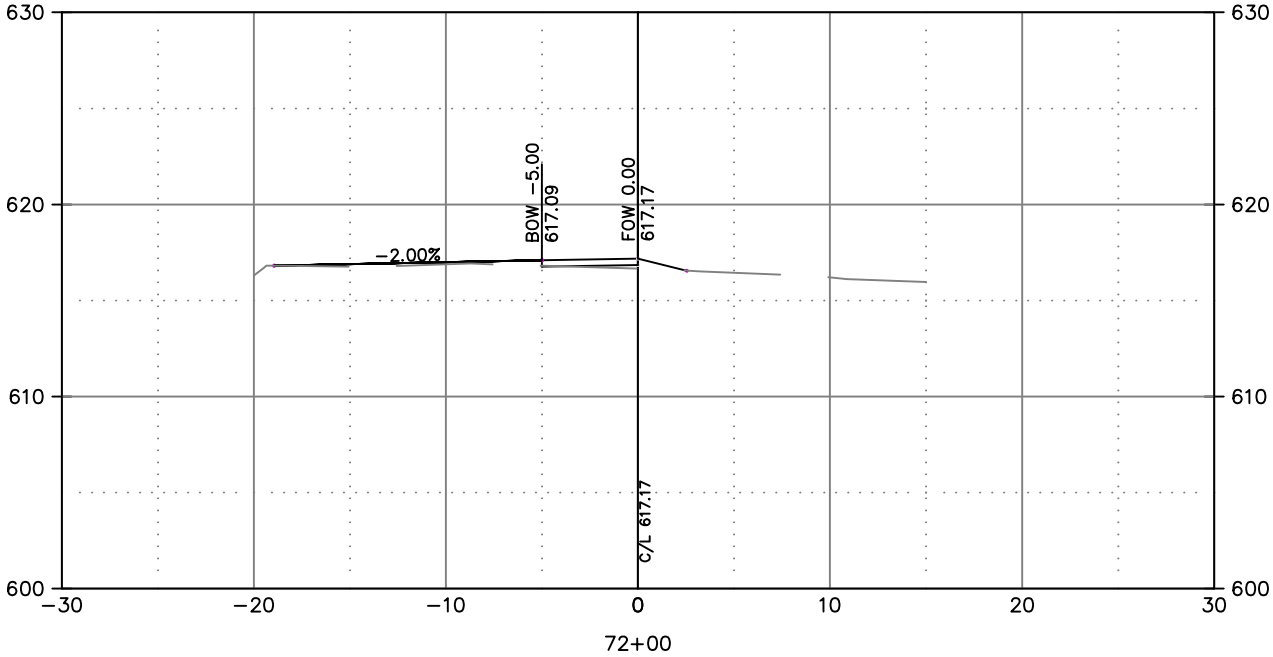




CITY OF DE PERE
ENGINEERING DIVISION 925 S. SIXTH ST DE PERE WI 54115
OFFICE 920-339-4061 FAX 920-339-4071

LAWRENCE DRIVE SIDEWALK
CROSS SECTIONS

NAME: LAWRENCE DRIVE SIDEWALK GRANT		BY	DATE	REVISONS / ISSUES		PAGE
STREET TO MAIN AVENUE		TWS	04-2019	REMARKS		NO.
PROJECT #		ER	04-2019			
19-06A		ER	04-2019			
SURRENDERED						
DRAWN		BK	04-2019			
DESIGNED		ER	04-2019			
CHECKED		ER	04-2019			

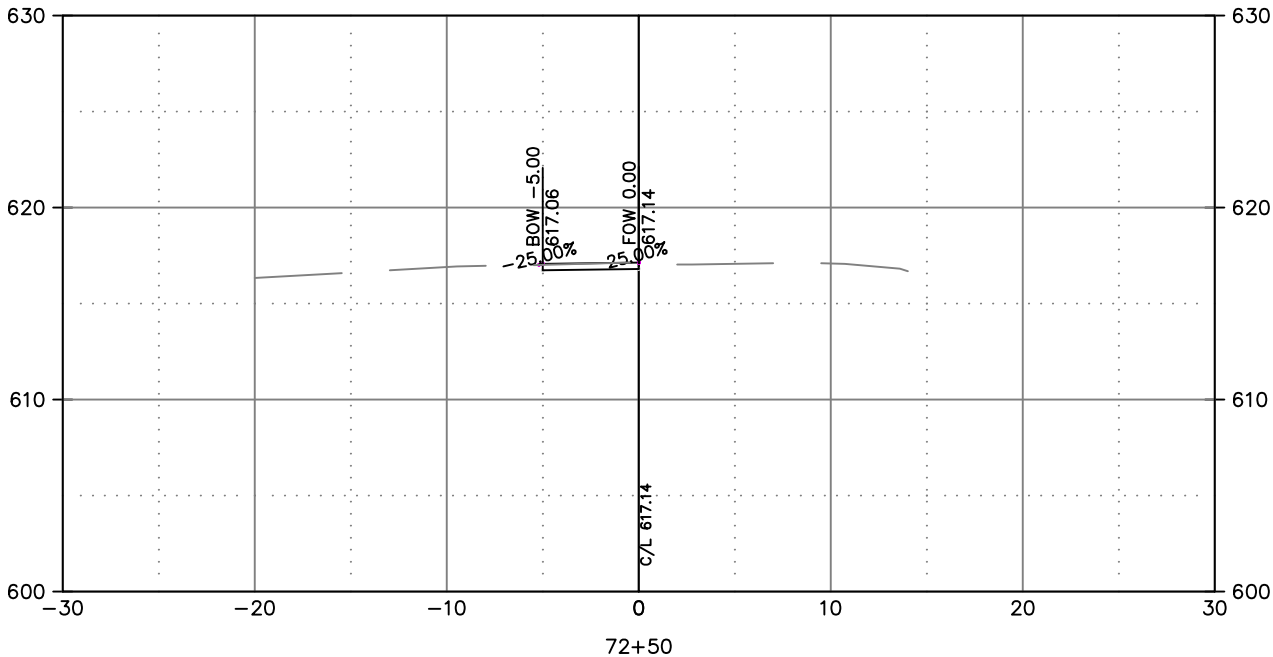
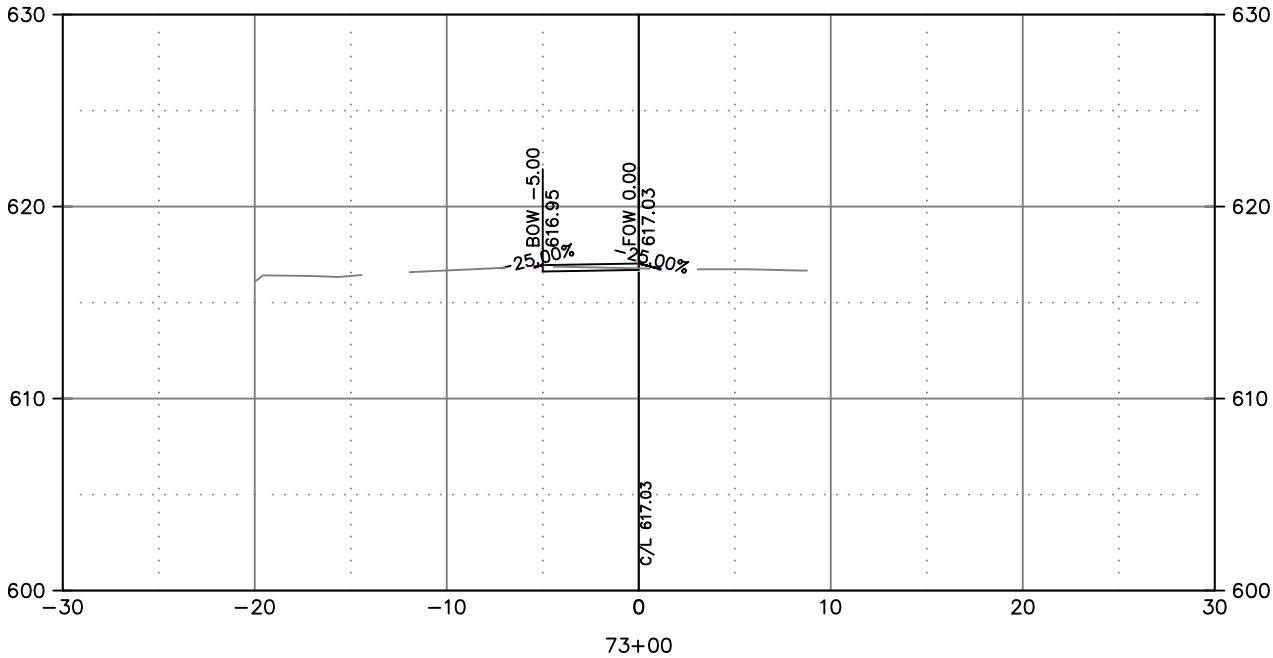
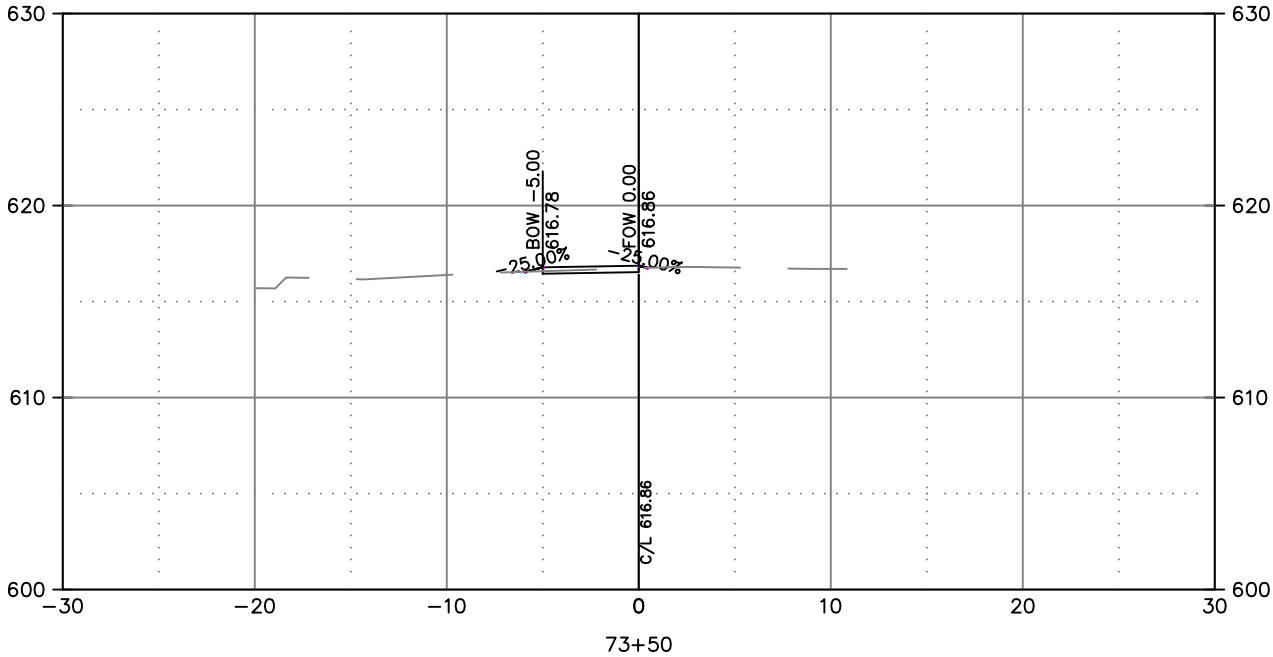
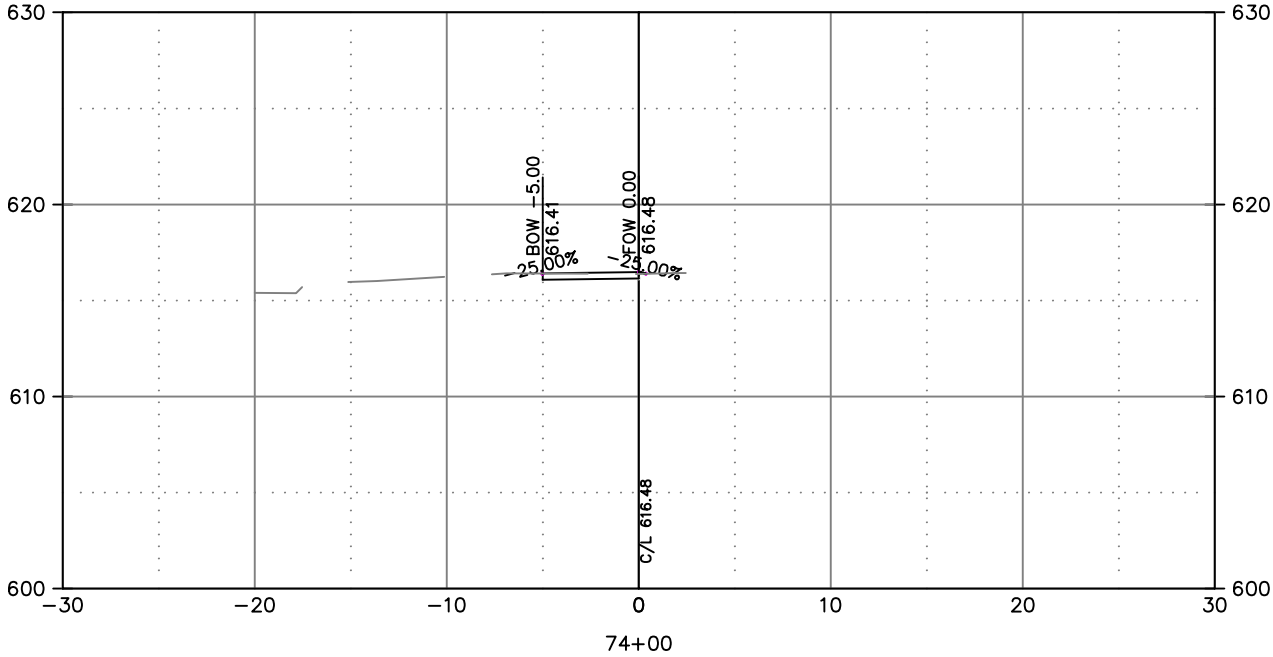




CITY OF DE PERE
ENGINEERING DIVISION 925 S. SIXTH ST DE PERE WI 54115
OFFICE 920-339-4061 FAX 920-339-4071

LAWRENCE DRIVE SIDEWALK
CROSS SECTIONS

NAME: LAWRENCE DRIVE SIDEWALK GRANT		BY	DATE	REVISIONS / ISSUES		PAGE
STREET TO MAIN AVENUE		TWS	04-2019	NO.		NO.
PROJECT #		ER	04-2019	DATE		
19-06A		ER	04-2019	BY		
CHECKED				REMARKS		

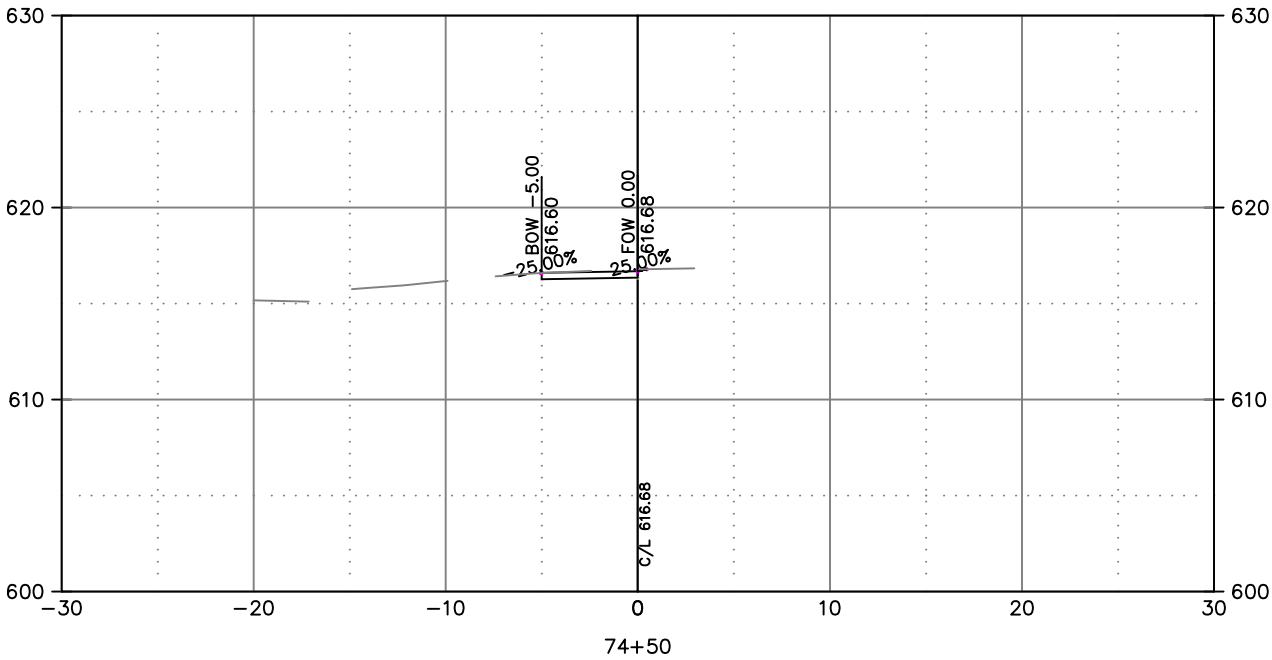
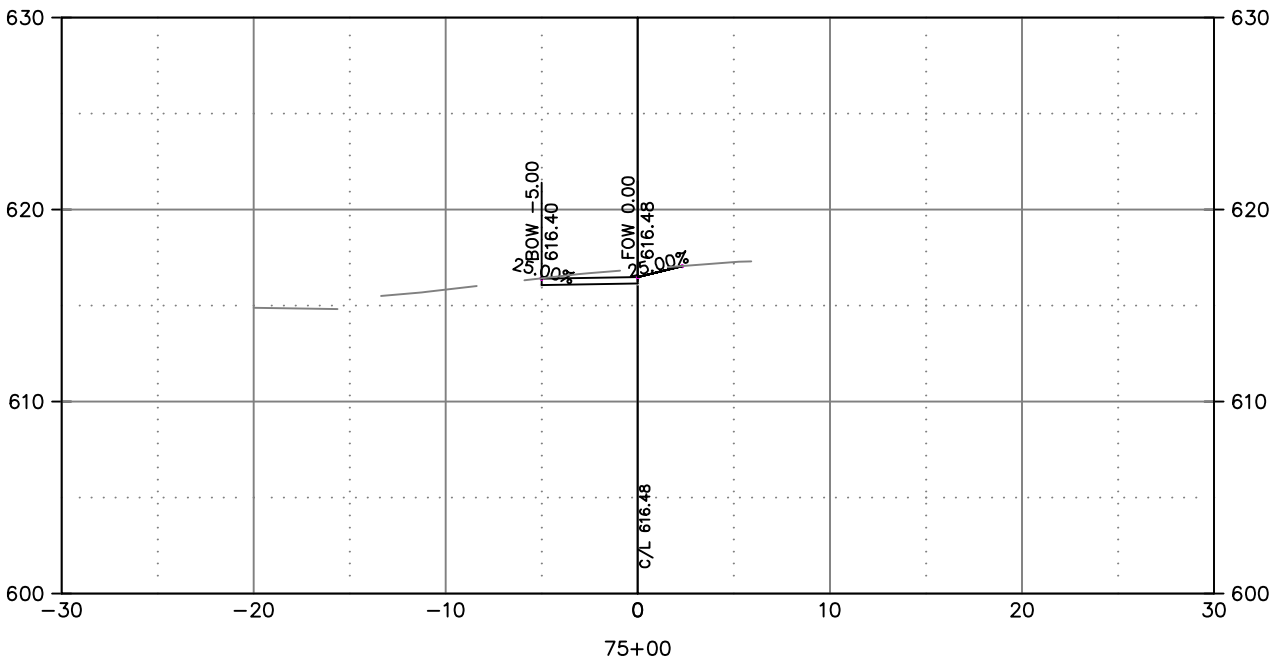
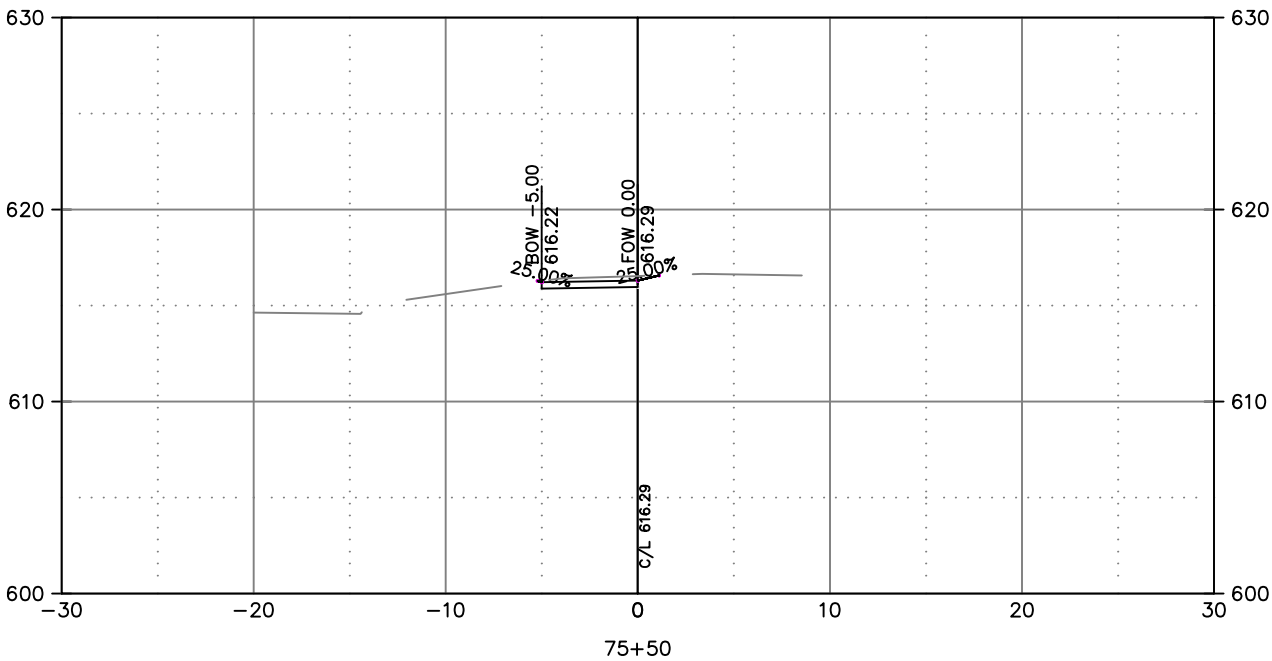
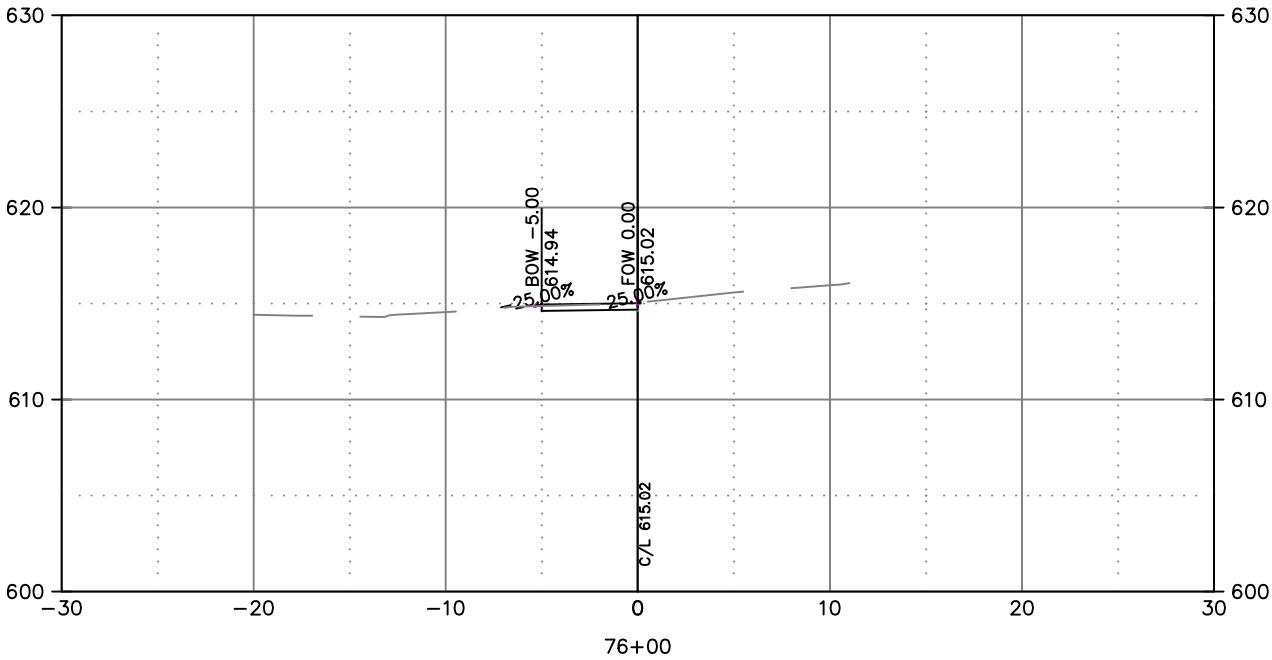




CITY OF DE PERE
ENGINEERING DIVISION 925 S. SIXTH ST DE PERE WI 54115
OFFICE 920-339-4061 FAX 920-339-4071

LAWRENCE DRIVE SIDEWALK
CROSS SECTIONS

NAME: LAWRENCE DRIVE SIDEWALK GRANT		BY	DATE	REVISONS / ISSUES		PAGE
STREET TO MAIN AVENUE		TWS	04-2019	NO.	DATE	NO.
PROJECT #		ER	04-2019	BY	REMARKS	C306
19-06A		ER	04-2019			
CHECKED						

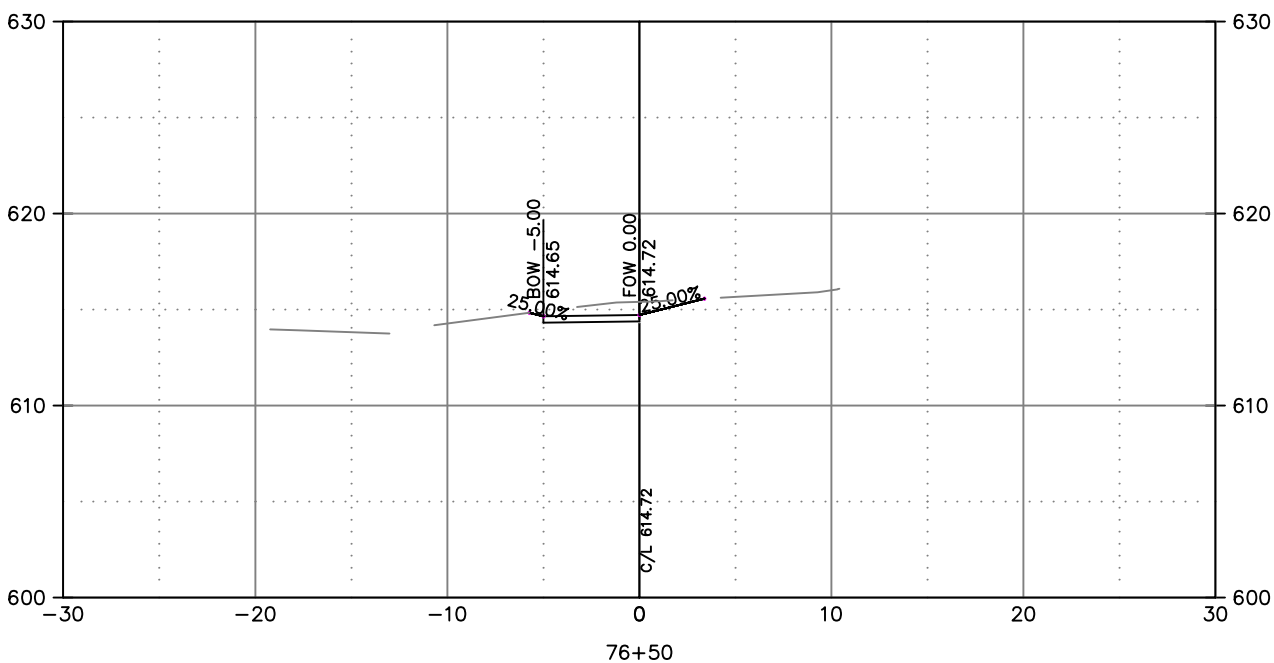
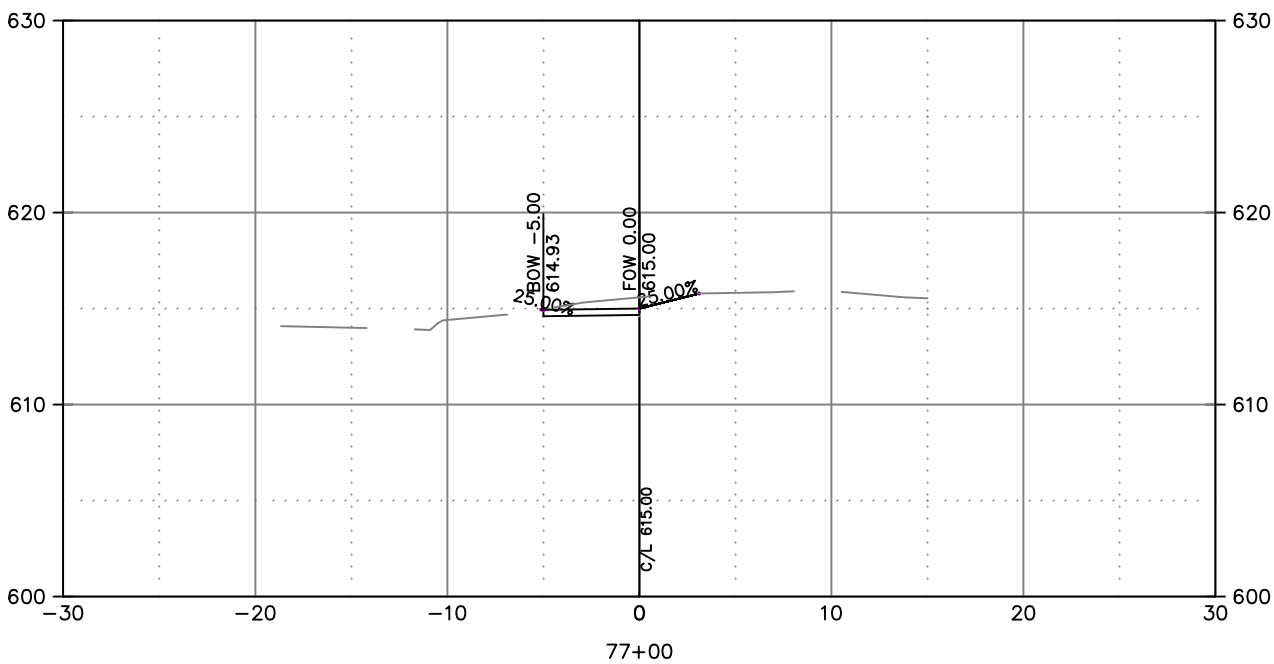
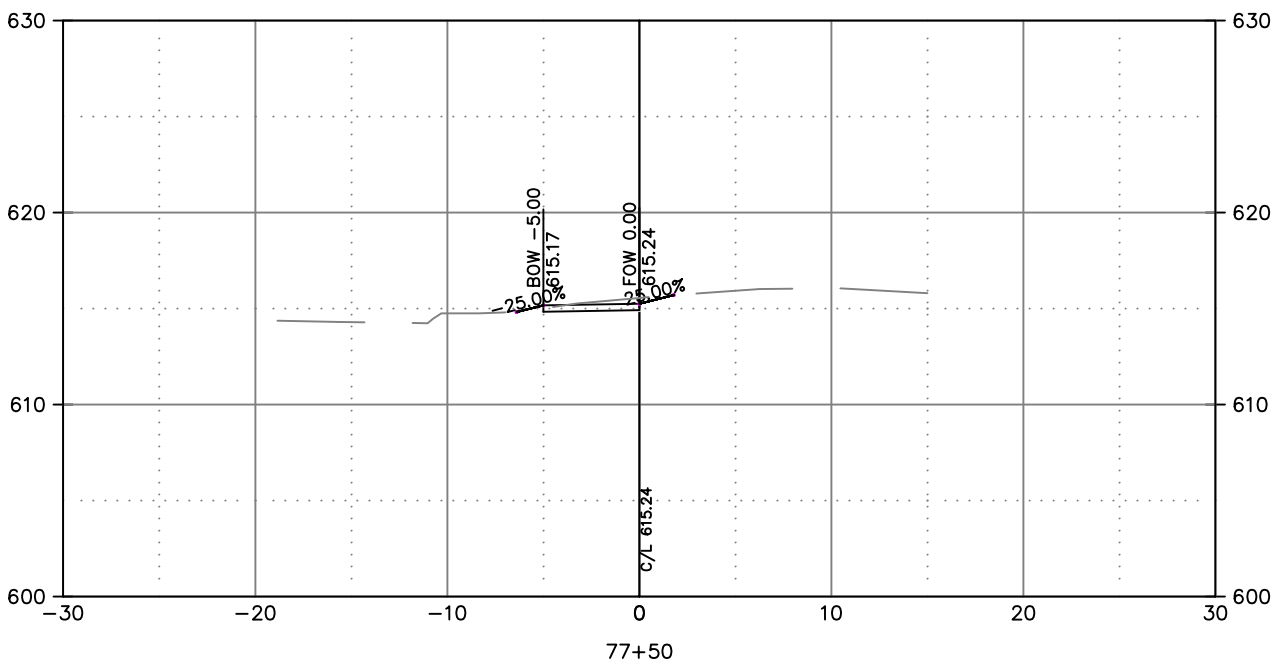
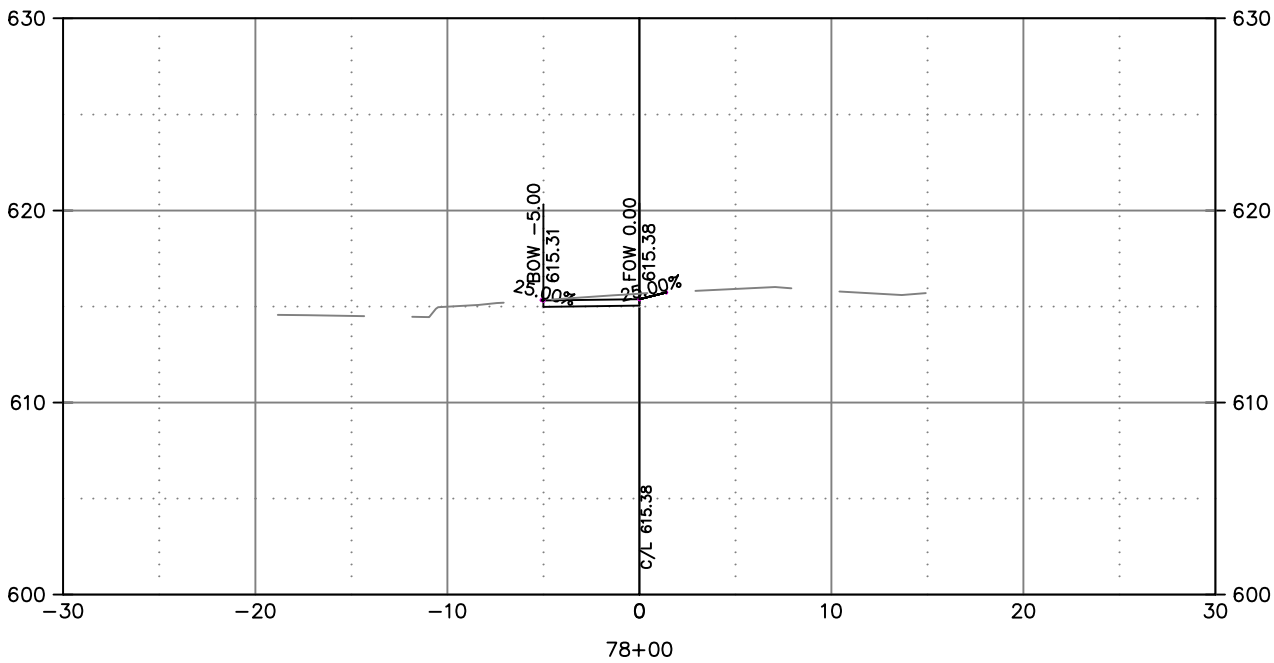




LAWRENCE DRIVE SIDEWALK
CROSS SECTIONS

NAME:
LAWRENCE DRIVE SIDEWALK GRANT
STREET TO MAIN AVENUE
PROJECT #

	BY	DATE		REVISONS / ISSUES		REMARKS	PAGE NO.
		NO.	DATE	BY			
SUBMITTED	TMS	04-2019					C307
DRAWN	BK	04-2019					
DESIGNED	BR	04-2019					
CHECKED	ER	04-2019					



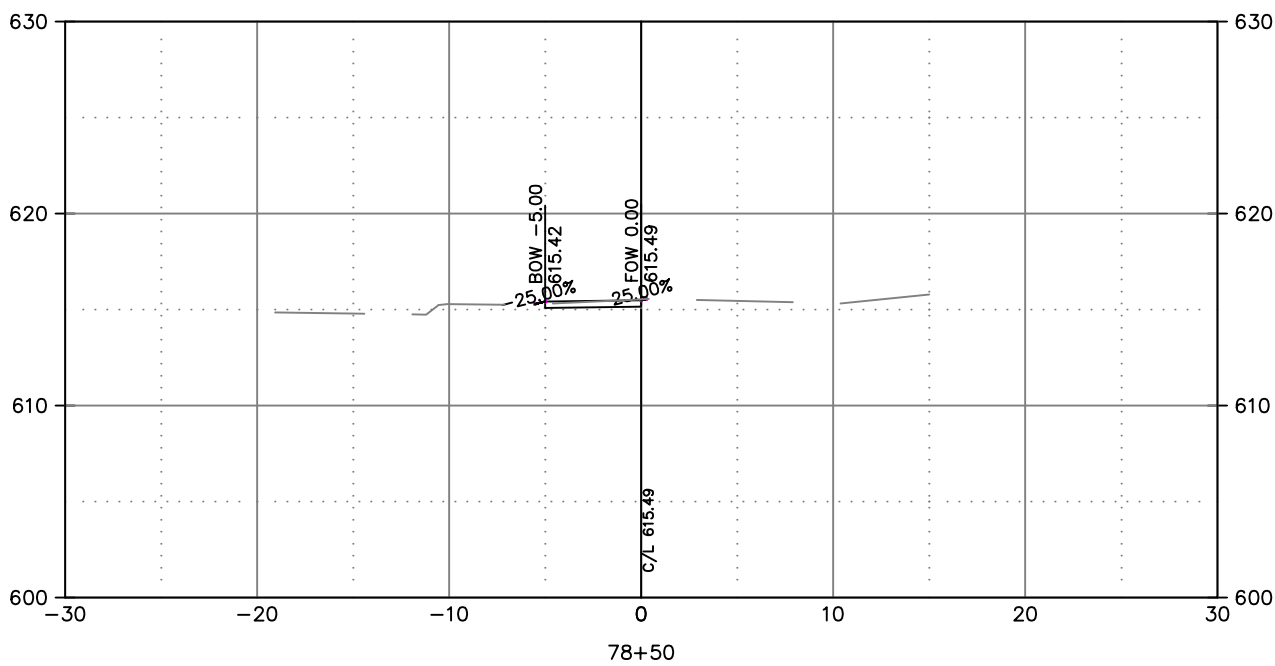
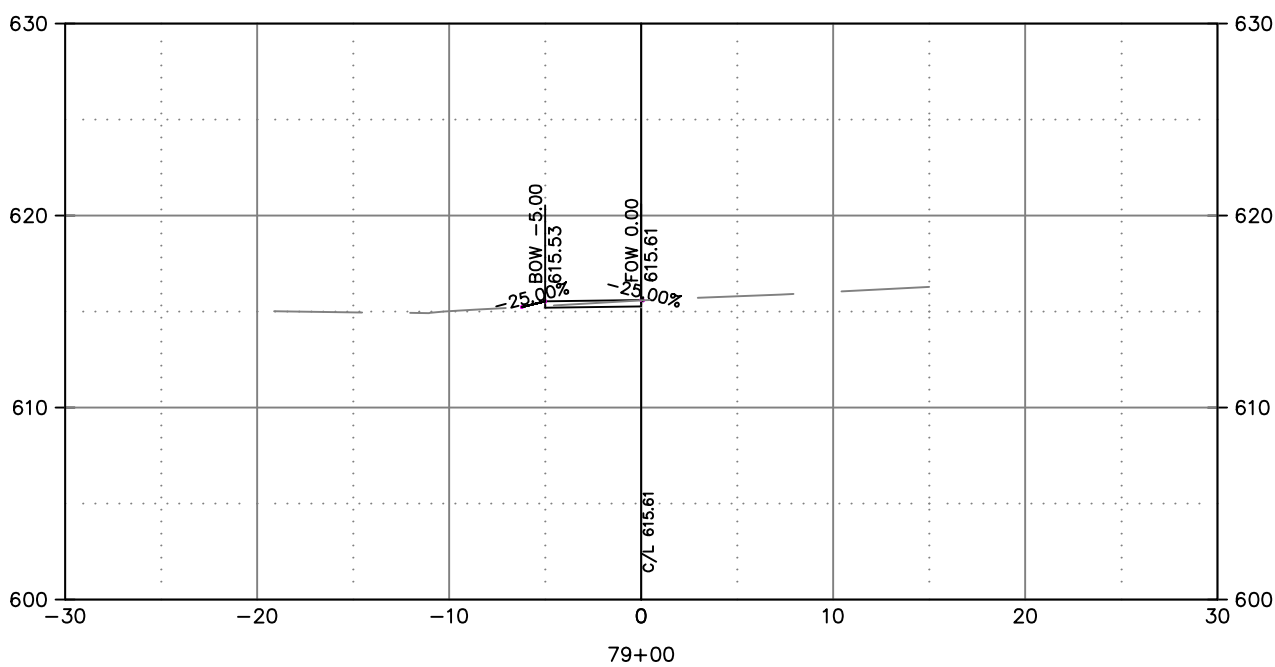
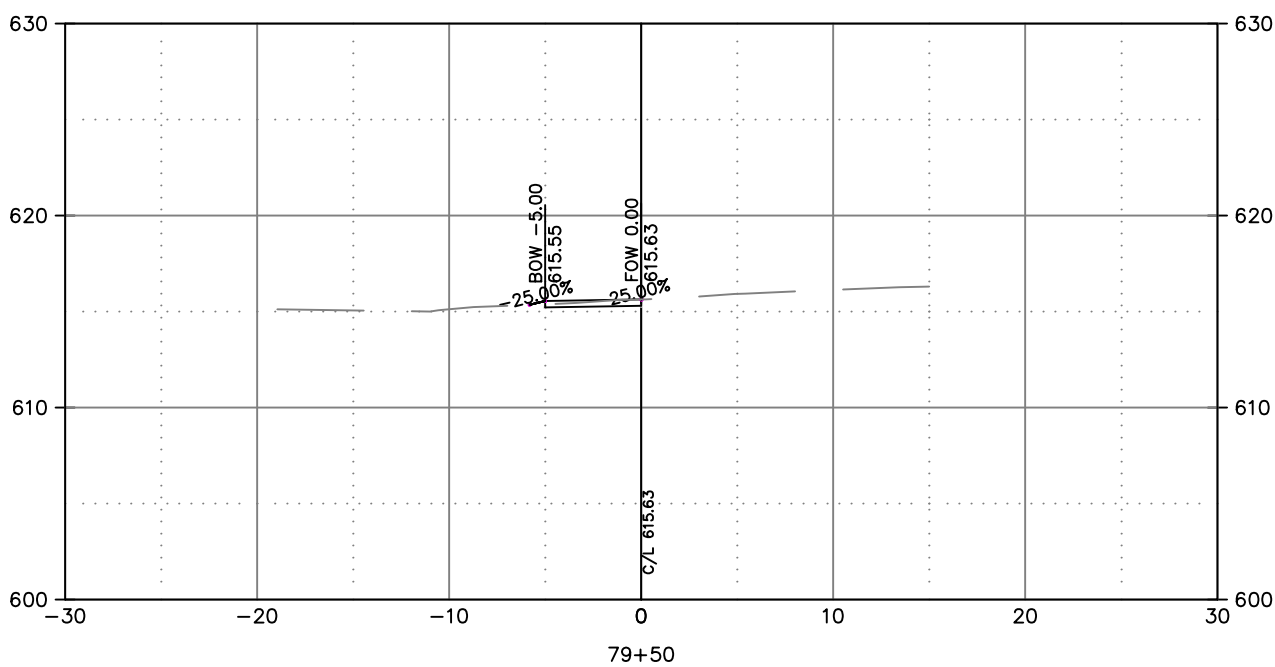
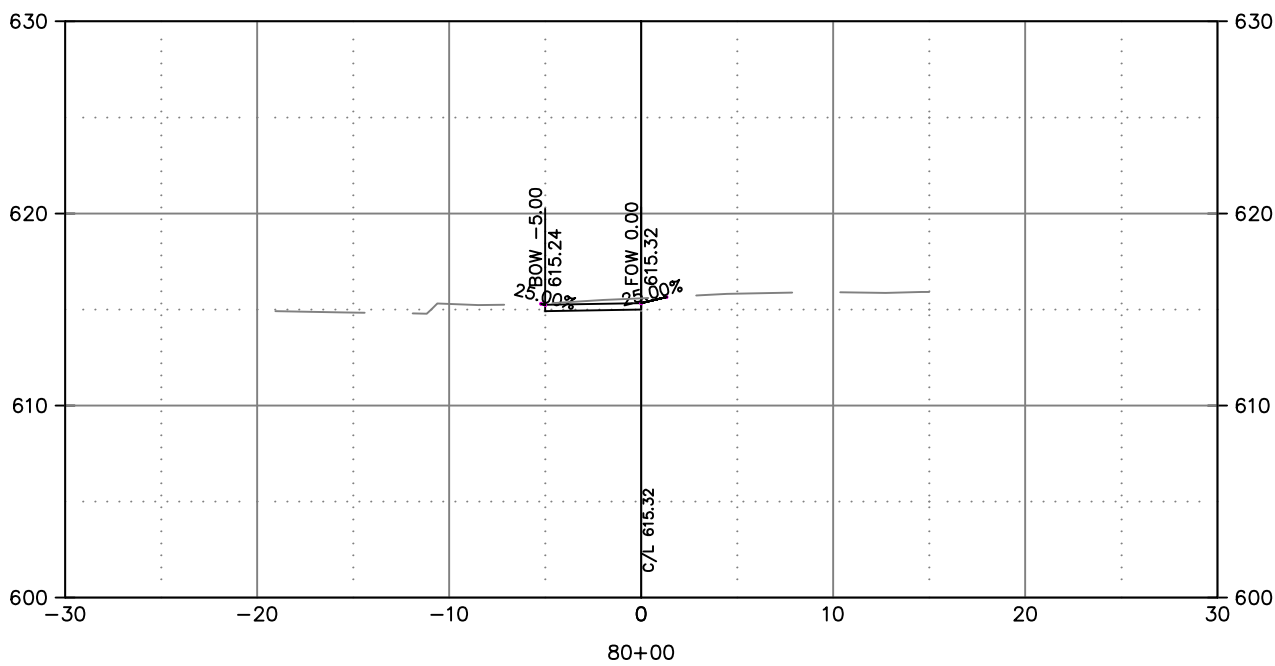


LAWRENCE DRIVE SIDEWALK
CROSS SECTIONS

NAME: LAWRENCE DRIVE SIDEWALK GRANT
STREET TO MAIN AVENUE
PROJECT #

	BY	DATE		REVISONS / ISSUES		REMARKS	PAGE NO.
		NO.	DATE	BY			
SUBMITTED	TMS	04-2019					C308
DRAWN	BK	04-2019					
DESIGNED	ER	04-2019					
CHECKED	ER	04-2019					

PAGE
NO.

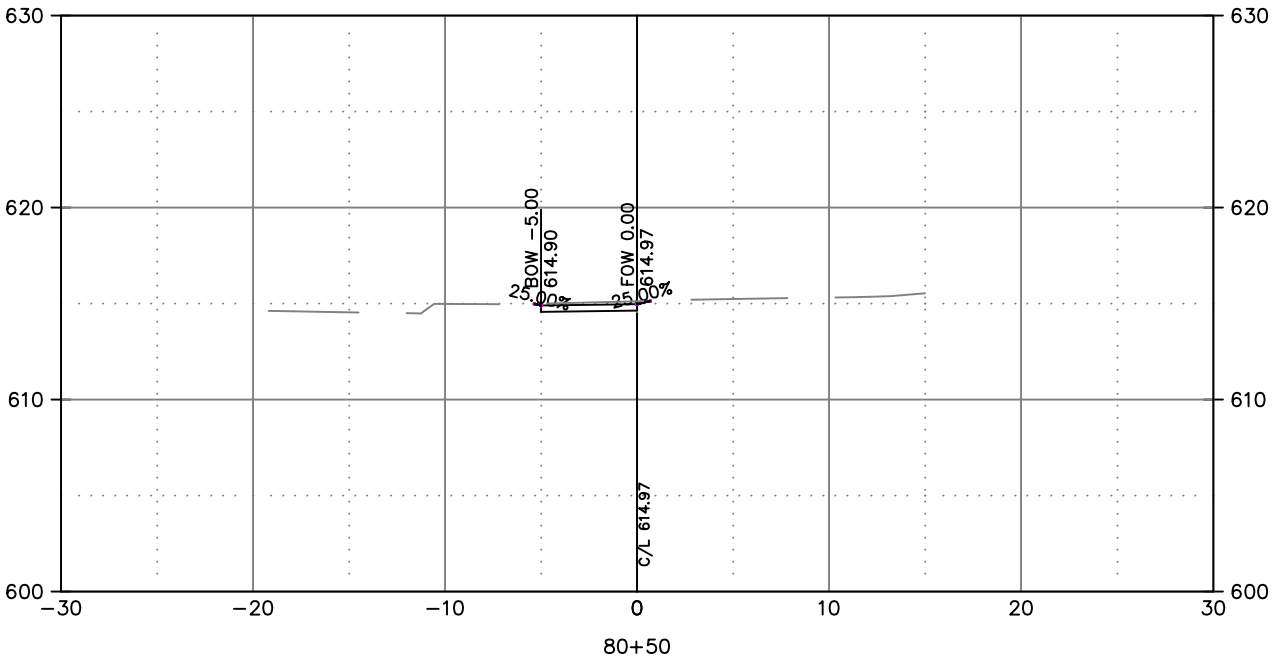
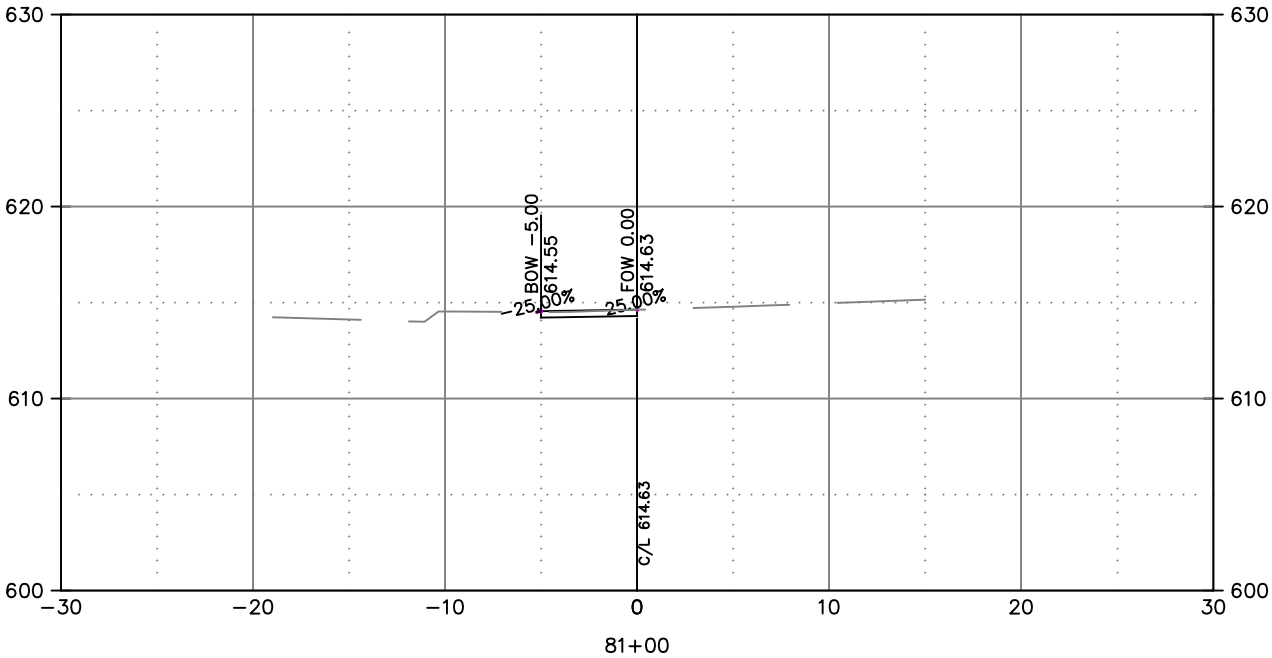
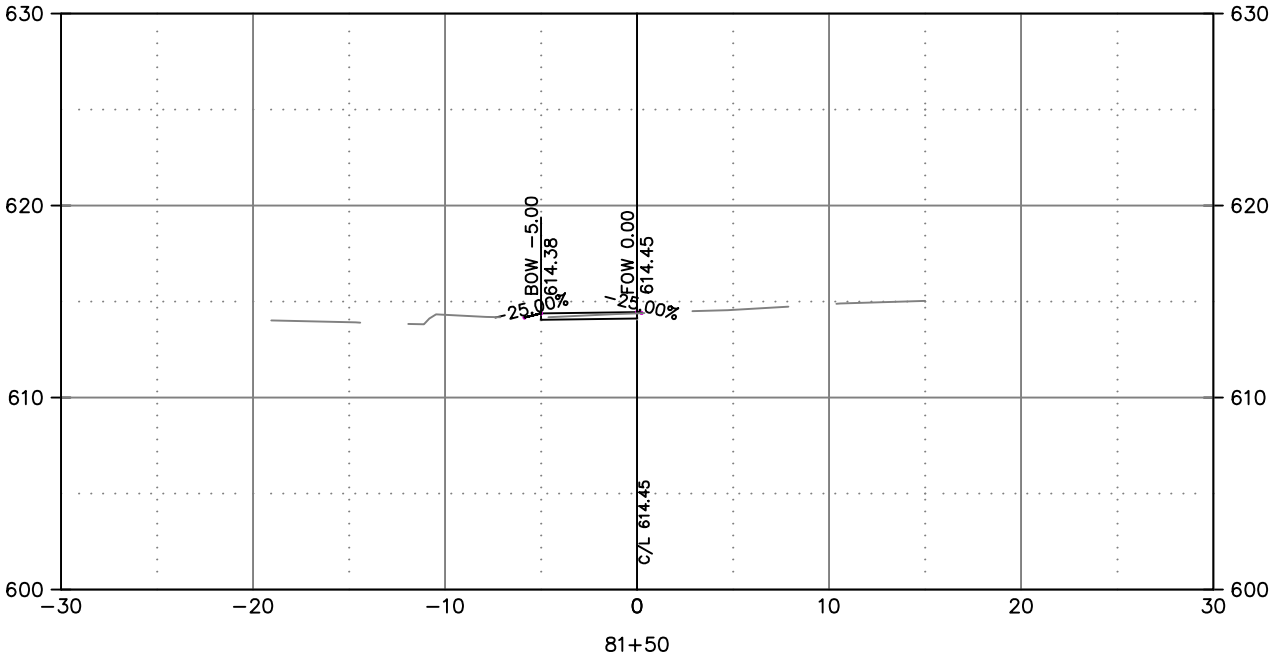
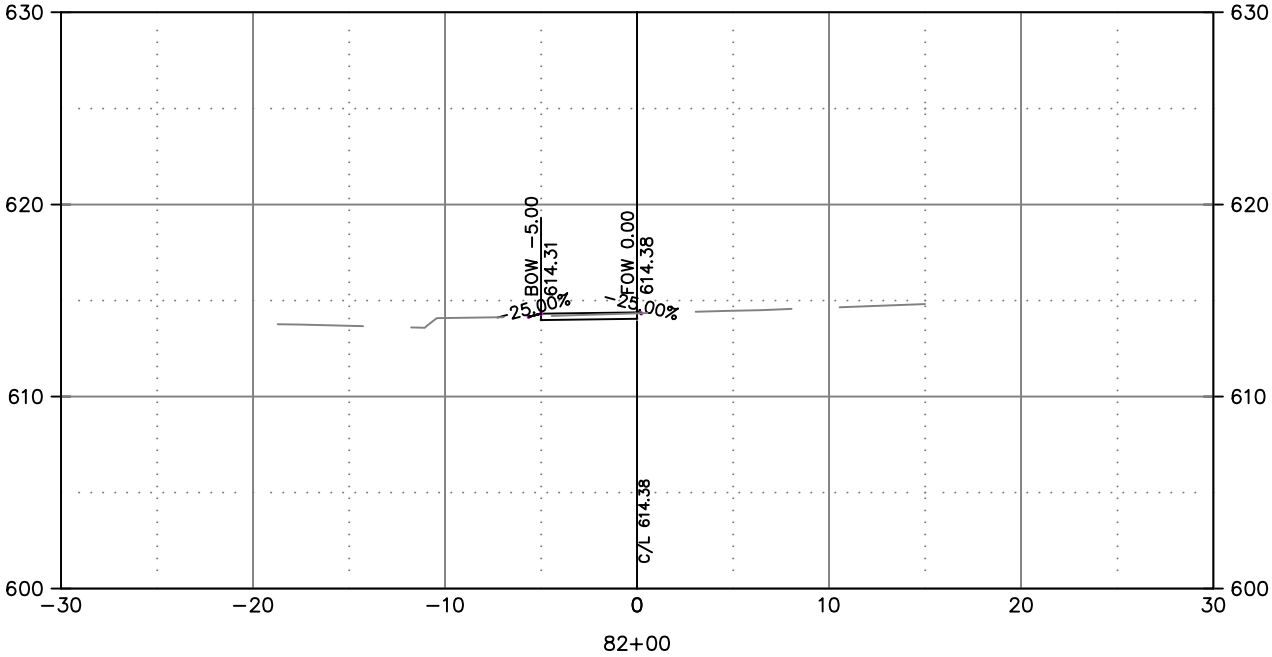




CITY OF DE PERE
ENGINEERING DIVISION 925 S. SIXTH ST DE PERE WI 54115
OFFICE 920-339-4061 FAX 920-339-4071

LAWRENCE DRIVE SIDEWALK
CROSS SECTIONS

NAME: LAWRENCE DRIVE SIDEWALK GRANT		BY	DATE	REVISIONS / ISSUES		PAGE
STREET TO MAIN AVENUE		TWS	04-2019	NO.	DATE	NO.
PROJECT #		ER	04-2019	BY	REMARKS	C309
19-06A		ER	04-2019			
CHECKED						

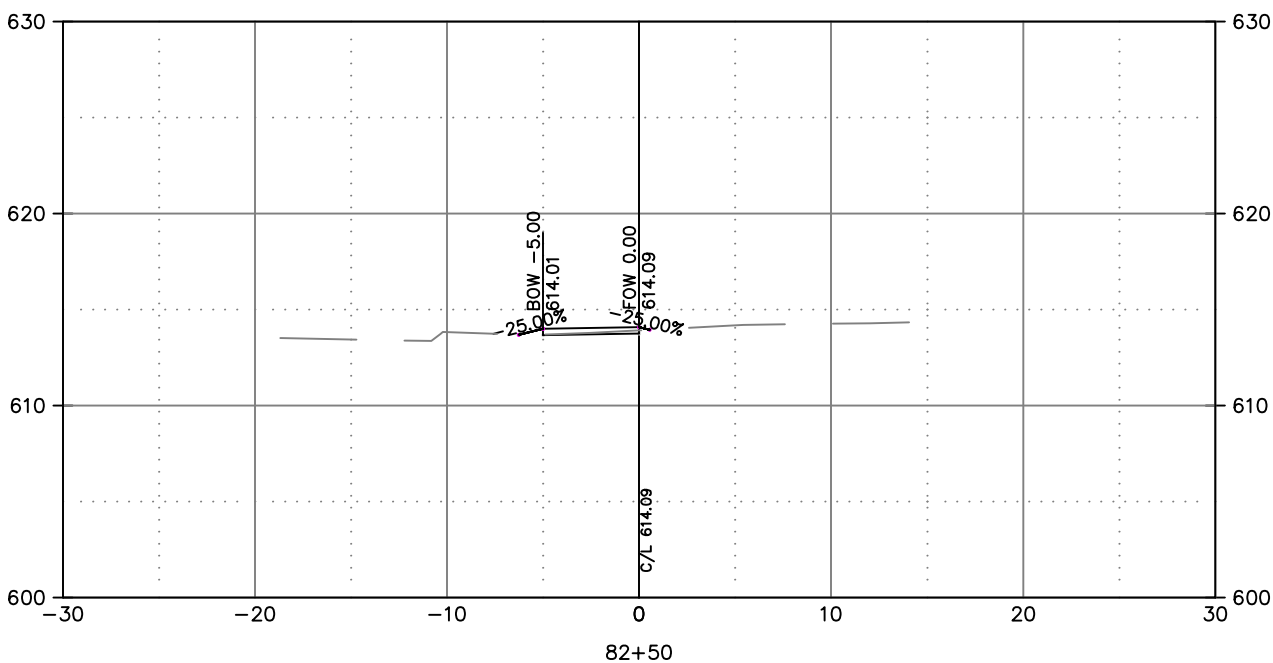
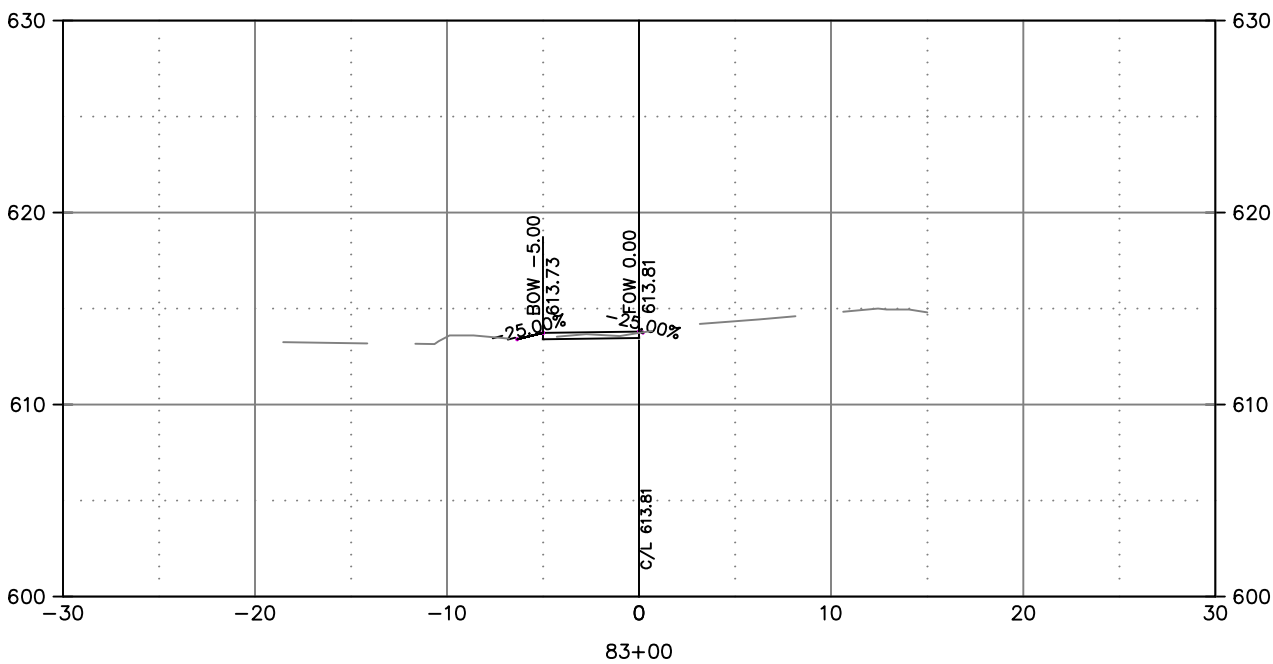
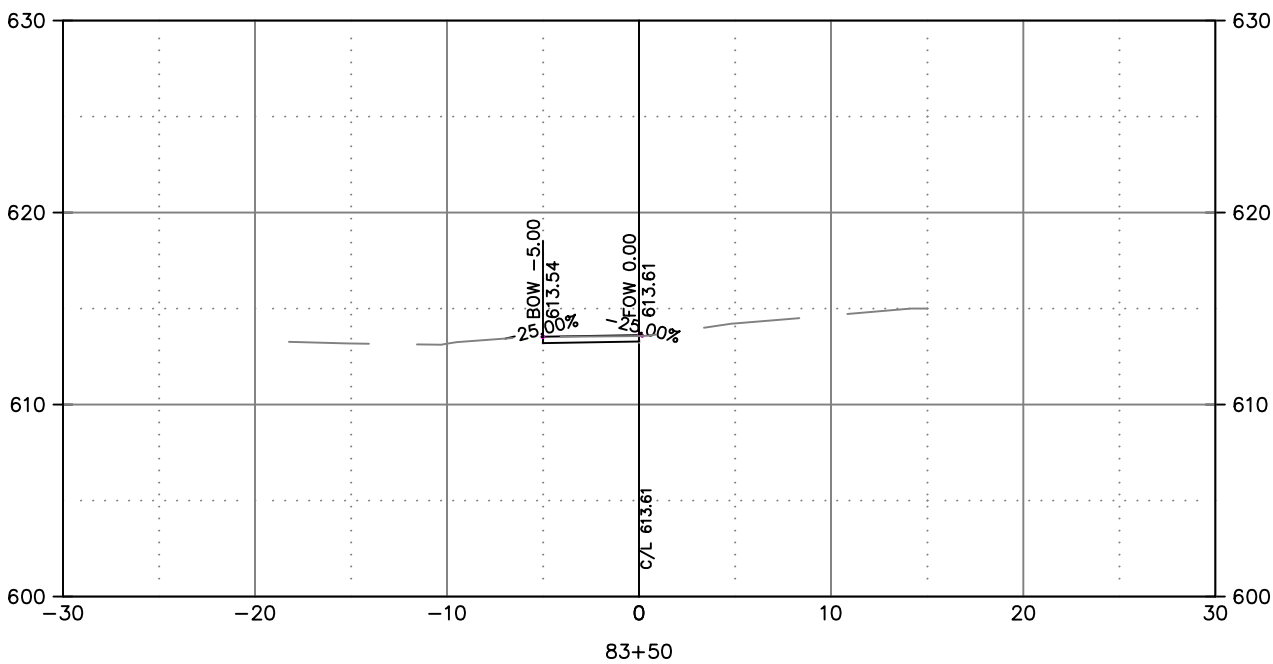
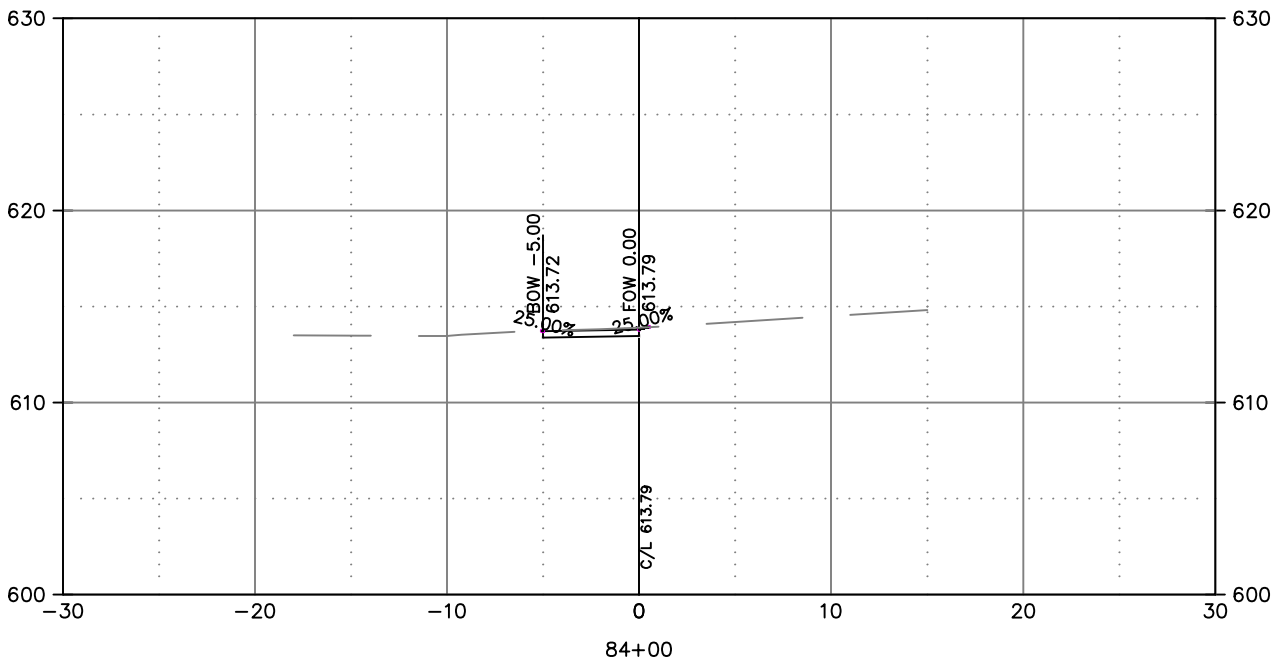




LAWRENCE DRIVE SIDEWALK
CROSS SECTIONS

NAME: LAWRENCE DRIVE SIDEWALK GRANT STREET TO MAIN AVENUE PROJECT #	19-06A
--	--------

	BY	DATE	REVISIONS / ISSUES		PAGE NO.
			NO.	DATE	
SUBMITTED	TMS	04-2019			C310
DRAWN	BK	04-2019			
DESIGNED	ER	04-2019			
CHECKED	ER	04-2019			



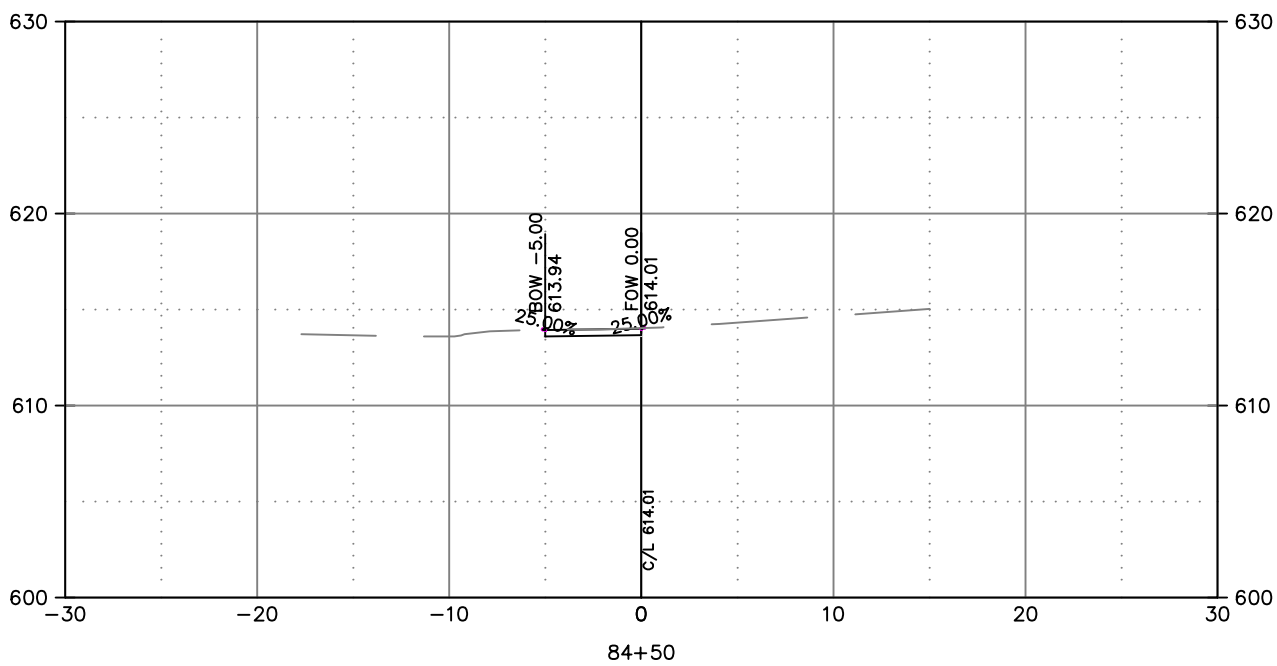
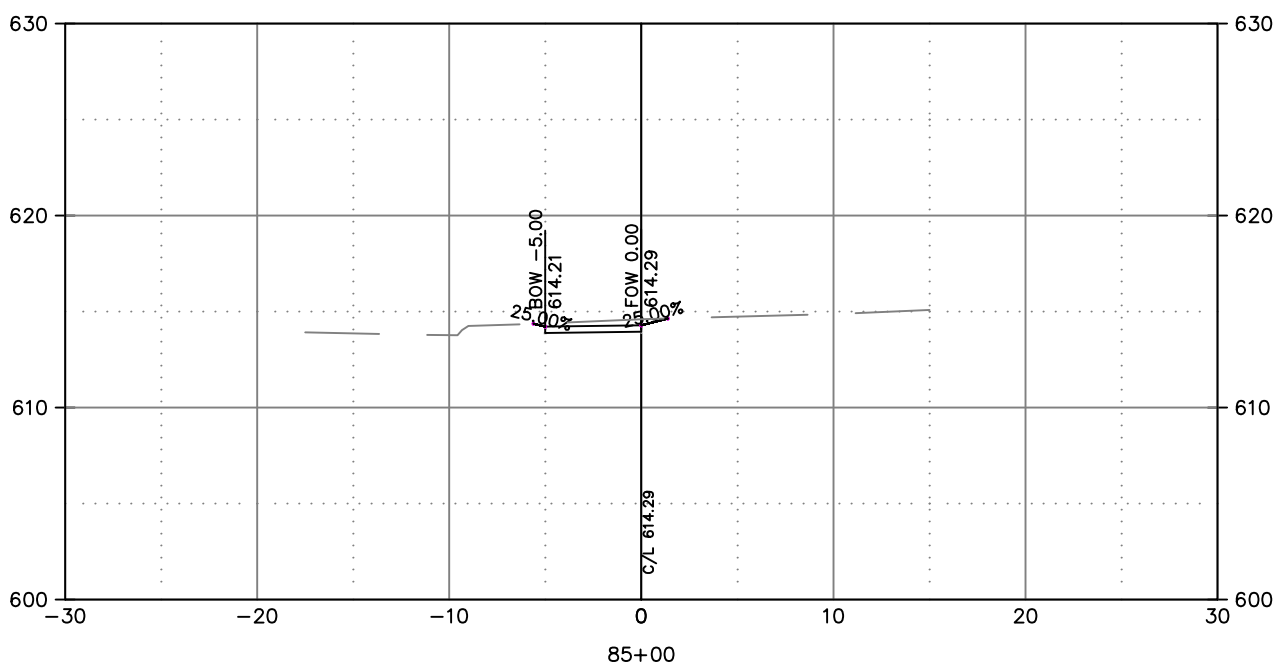
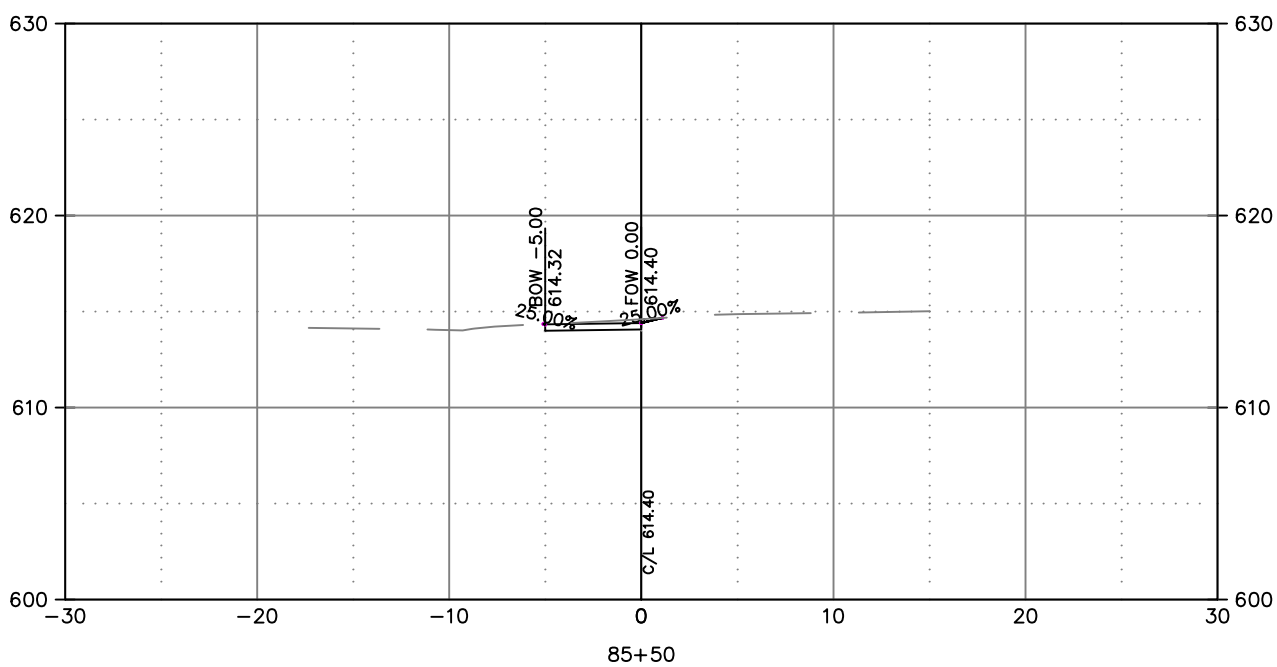
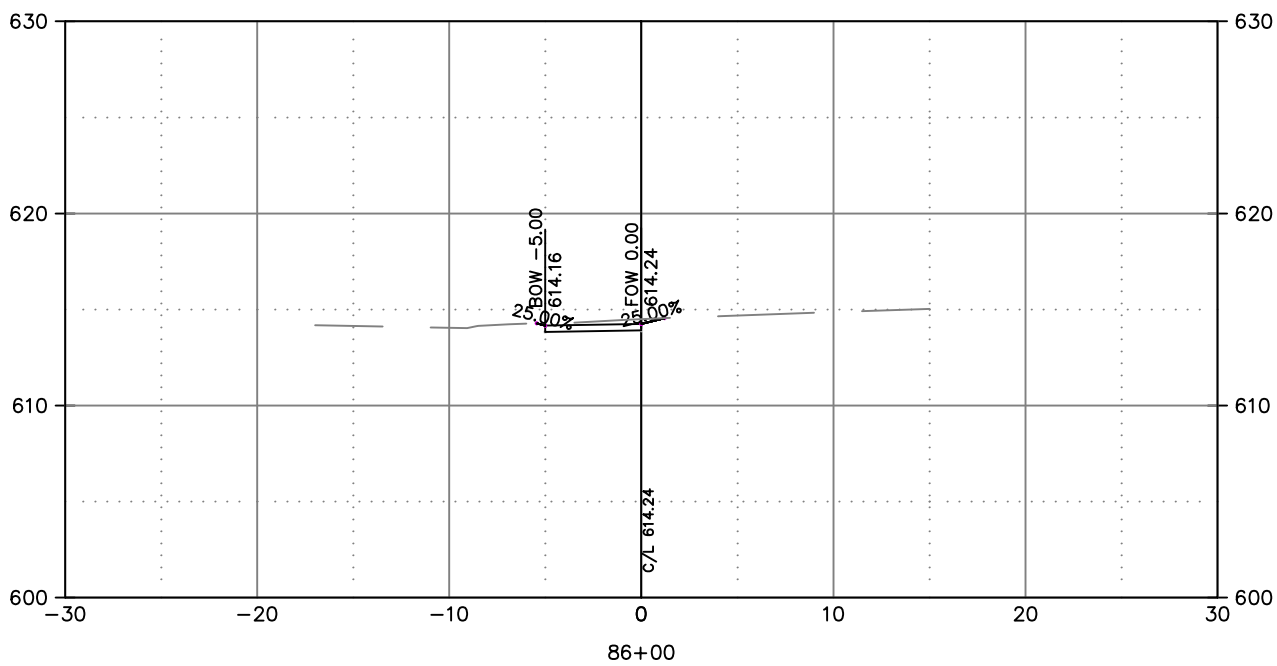


LAWRENCE DRIVE SIDEWALK
CROSS SECTIONS

NAME:
LAWRENCE DRIVE SIDEWALK GRANT
STREET TO MAIN AVENUE
PROJECT #

	BY	DATE		REVISIONS / ISSUES		REMARKS
		NO.	DATE	BY		
SUBMITTED	TMS	04-2019				
DRAWN	BK	04-2019				
DESIGNED	ER	04-2019				
CHECKED	ER	04-2019				

PAGE NO. **C311**



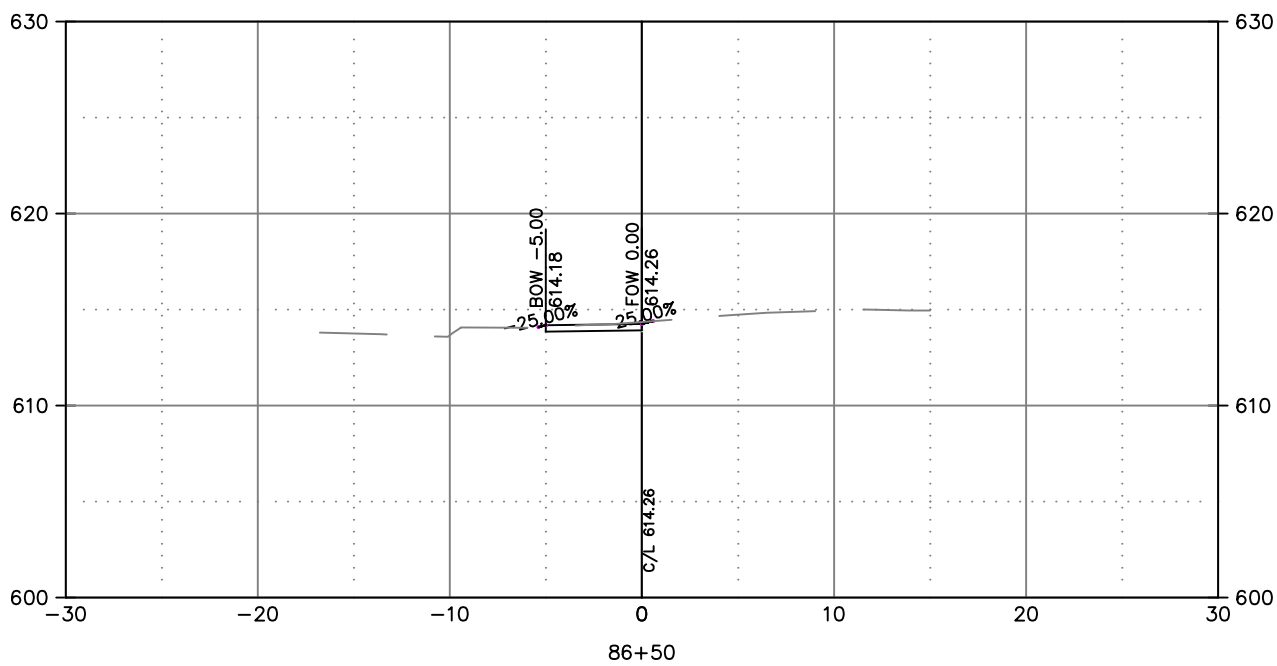
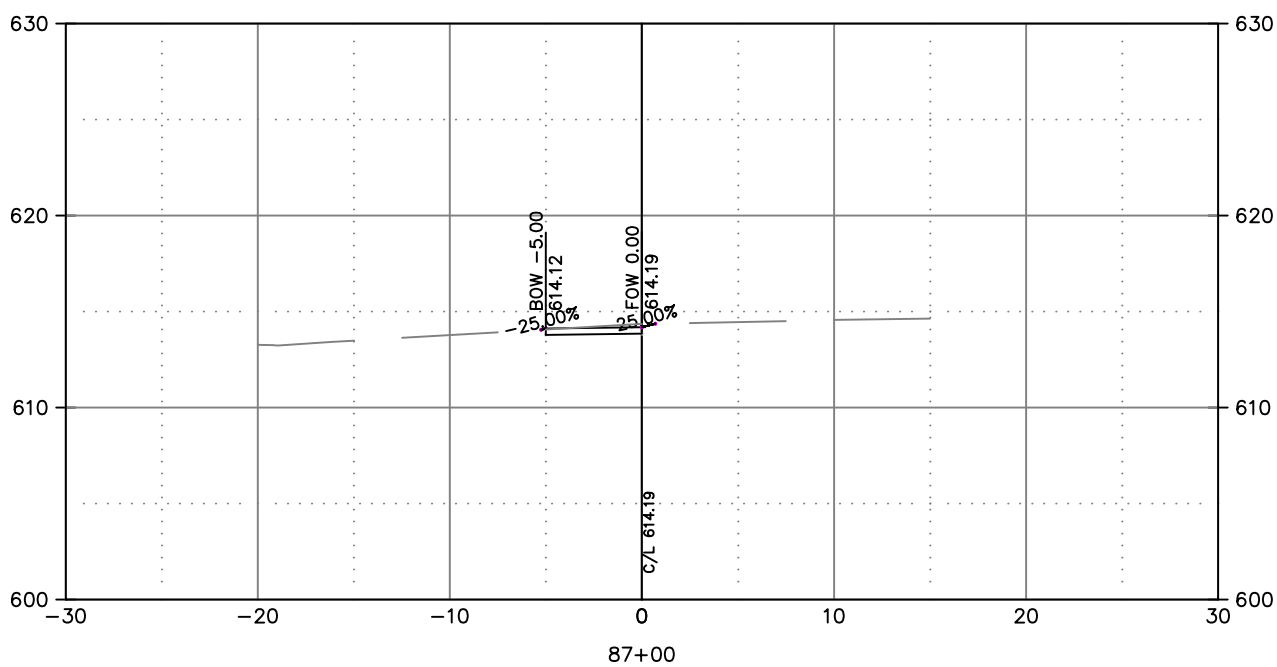
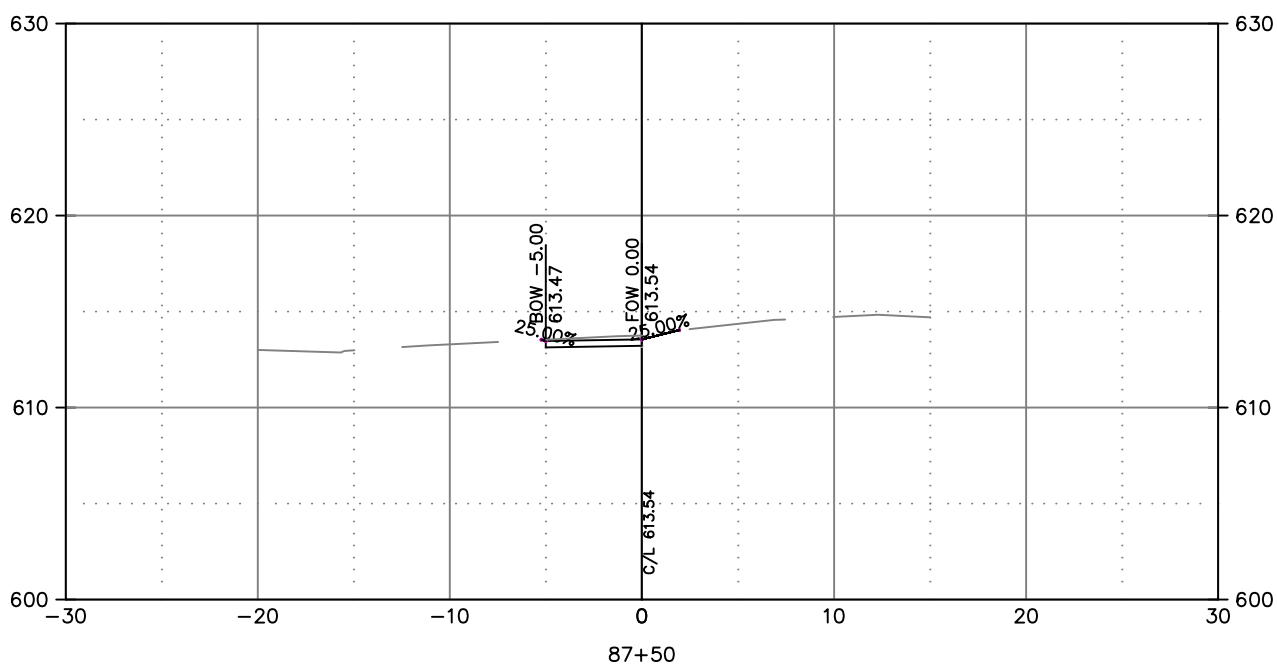
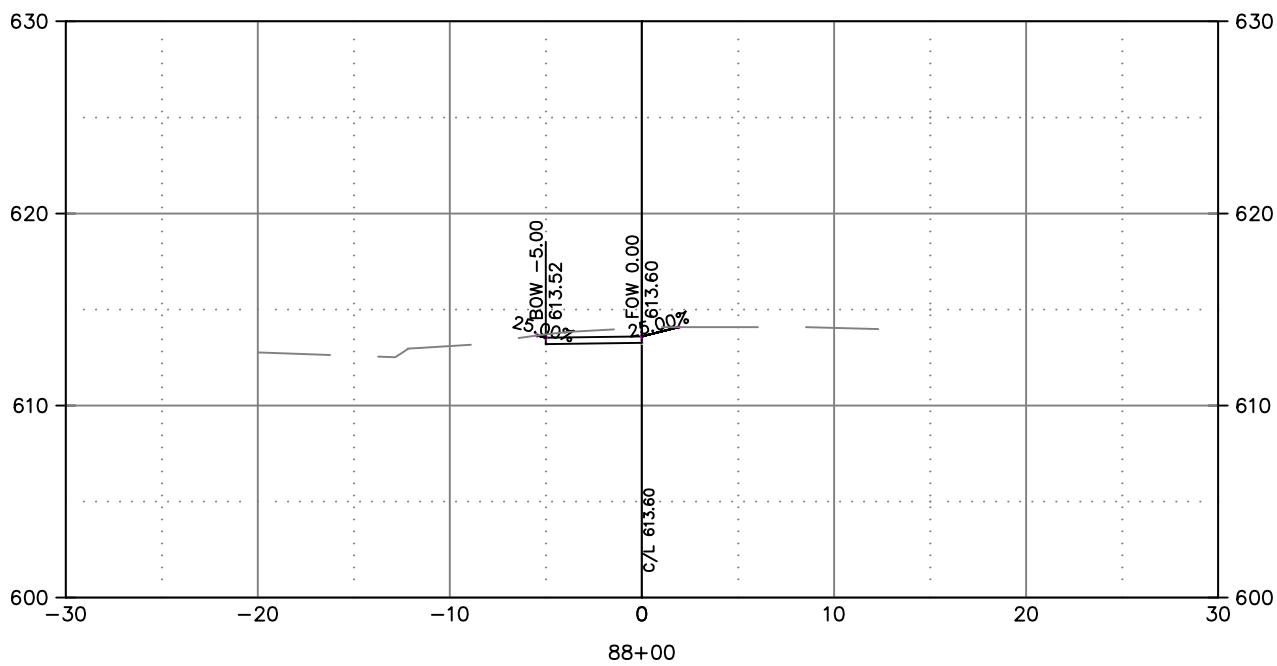


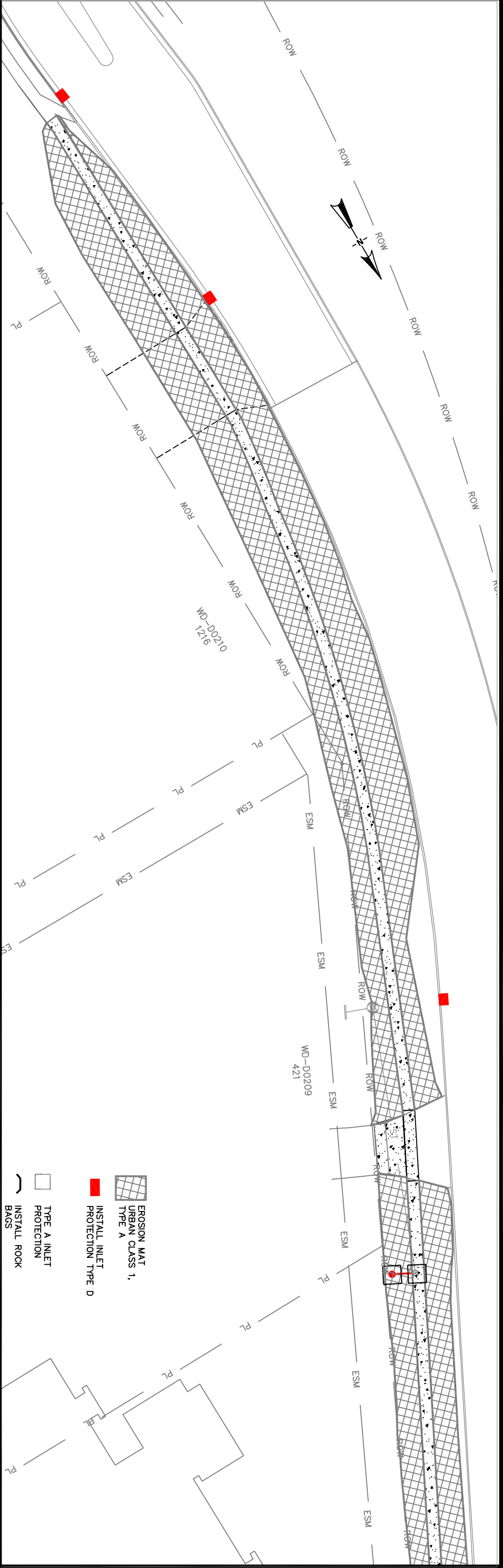
LAWRENCE DRIVE SIDEWALK
CROSS SECTIONS

NAME: LAWRENCE DRIVE SIDEWALK GRANT STREET TO MAIN AVENUE PROJECT #	19-06A
--	--------

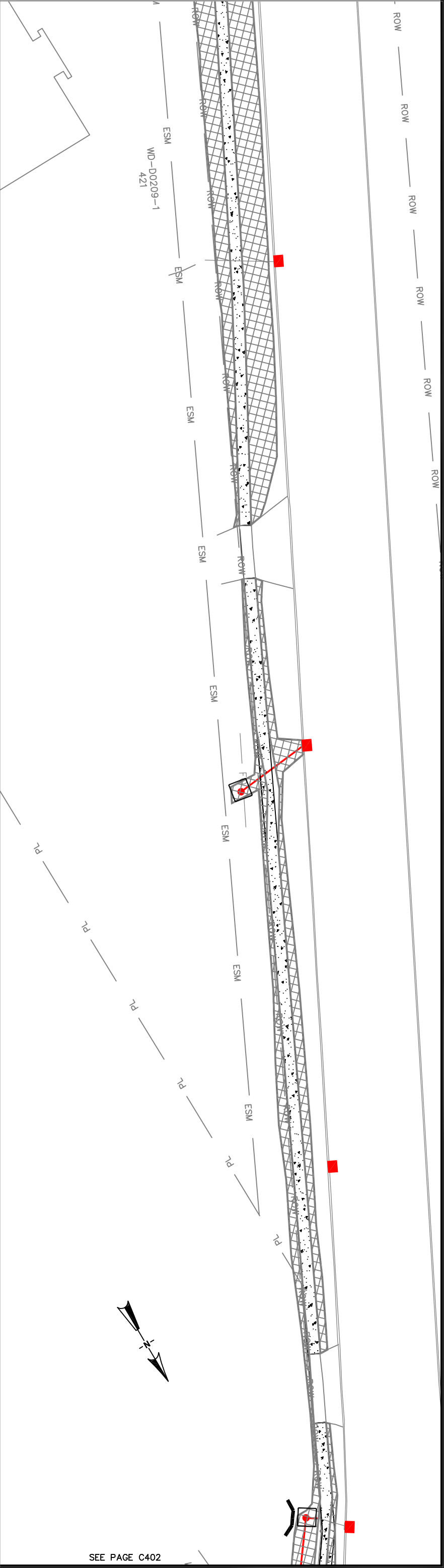
	BY	DATE	REVISIONS / ISSUES		PAGE NO.
			NO.	DATE	
SUBMITTED	MJC	04-2019			C312
DRAWN	BK	04-2019			
DESIGNED	BK	04-2019			
CHECKED	EPR	04-2019			

PAGE
NO.
C312





- EROSION MAT
URBAN CLASS 1,
TYPE A
- INSTALL INLET
PROTECTION TYPE D
- TYPE A INLET
PROTECTION
- INSTALL ROCK
BAGS



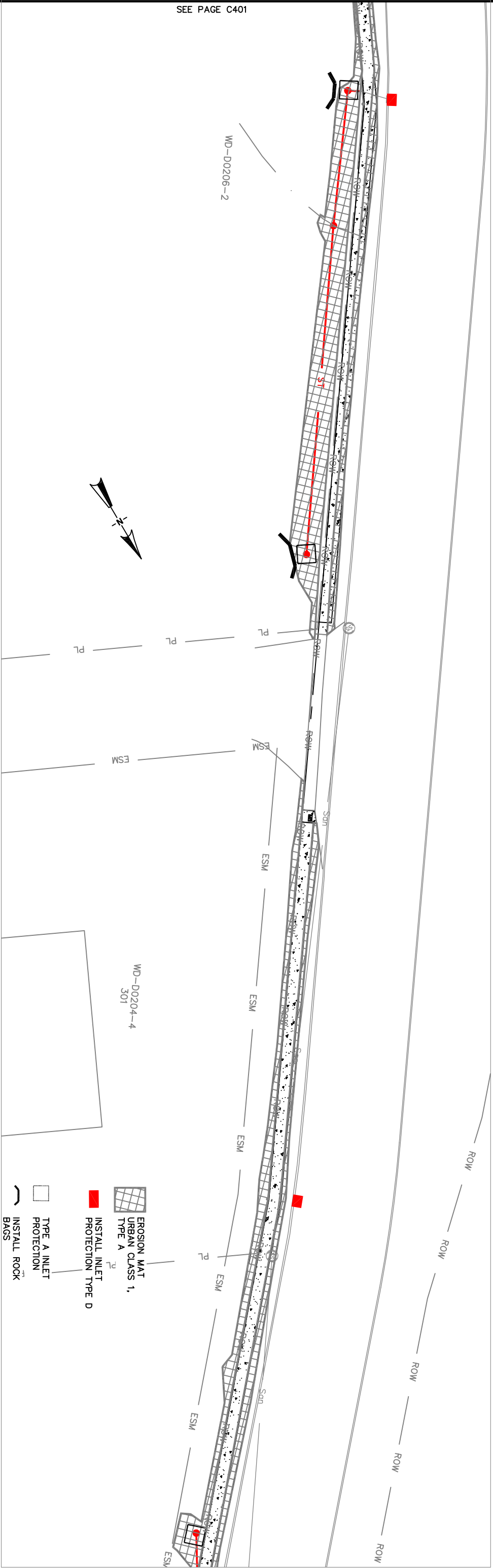
SEE PAGE C402



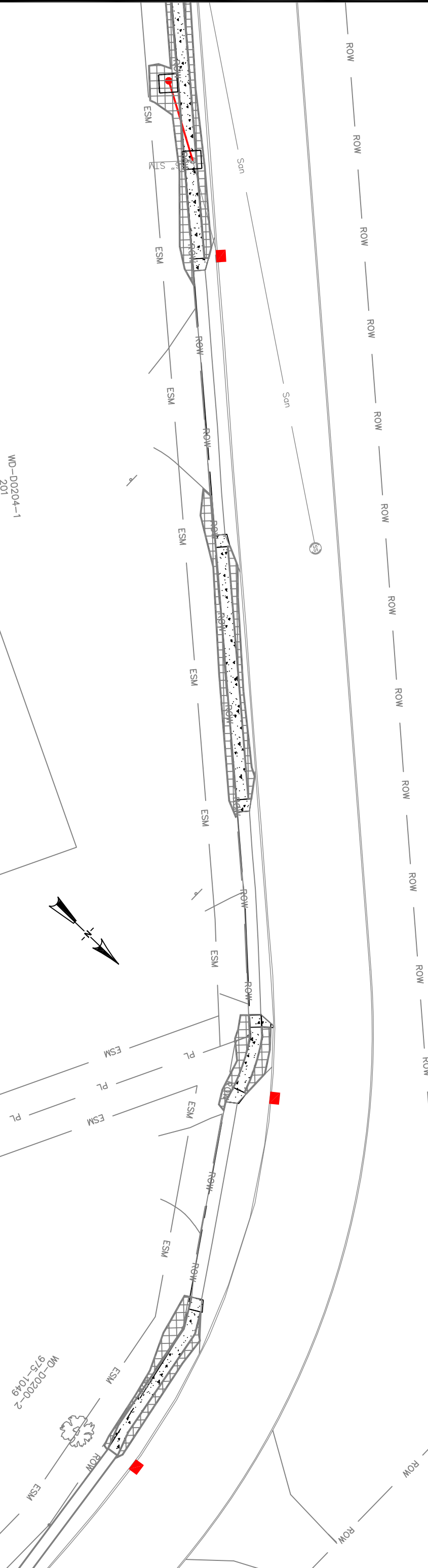
CITY OF DE PERE
ENGINEERING DIVISION 925 S. SIXTH ST DE PERE WI 54115
OFFICE 920-339-4061 FAX 920-339-4071

LAWRENCE DRIVE
SITE EROSION CONTROL AND RESTORATION

NAME LAWRENCE DRIVE SIDEWALK GRANT STREET TO MAIN AVENUE		BY		DATE		REVISIONS / ISSUES		PAGE NO.
PROJECT #	19-06-A	DRAWN	BK	04-2019		BT	REMARKS	
CHECKED	ER	DESIGNED	BK	04-2019				C401



SEE PAGE C401



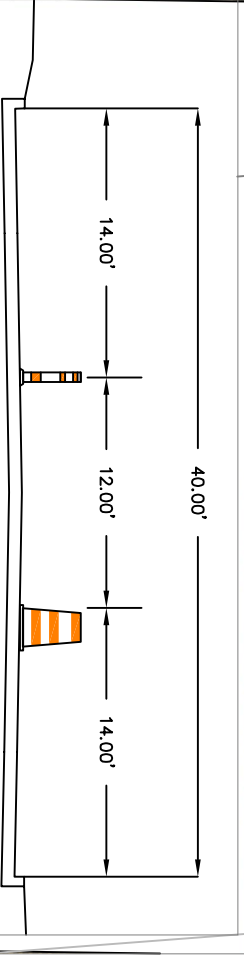
CITY OF DE PERE
ENGINEERING DIVISION 925 S. SIXTH ST DE PERE WI 54115
OFFICE 920-339-4061 FAX 920-339-4071

LAWRENCE DRIVE
SITE EROSION CONTROL AND RESTORATION

NAME: LAMRENCE DRIVE SIDEWALK GRANT STREET TO MAIN AVENUE										REVISIONS / ISSUES		PAGE	
PROJECT #		BY		DATE		NO.		DATE		REMARKS		NO.	
19-06A												C400	
SURVEYED													
DRAWN		BK		04-2019									
DESIGNED		BK		04-2019									
CHECKED		ER		04-2019									



NOTES:
1. SET UP AND MAINTAIN ROAD WORK SIGNAGE.
2. FOLLOW MUTCD FOR SIGNING.



CITY OF DE PERE
ENGINEERING DIVISION 925 S. SIXTH ST DE PERE WI 54115
OFFICE 920-339-4061 FAX 920-339-4071

LAWRENCE DRIVE
TRAFFIC CONTROL

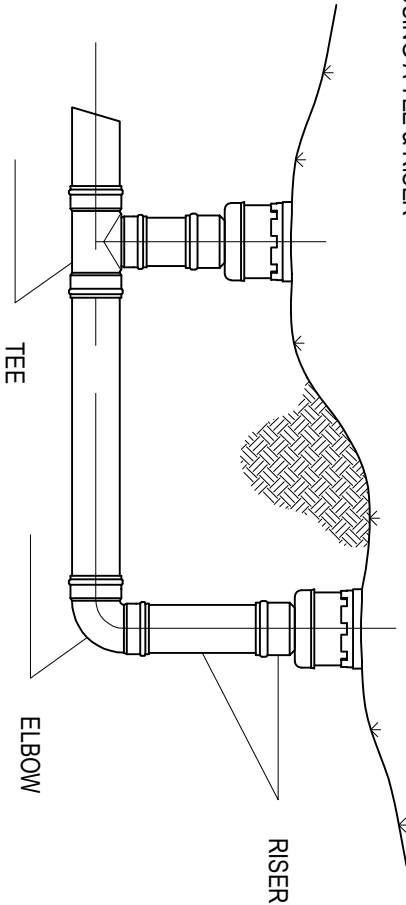
NAME: LAWRENCE DRIVE SIDEWALK
PROJECT # GRANT STREET TO MAIN AVENUE
19-06A

BY	DATE	NO.	DATE	REVISIONS / ISSUES	REMARKS
SHARED					
DRAWN	04-2019	BK			
DESIGNED	04-2019	BK			
CHECKED	04-2019	ER			

WHEN ARE INLINE DRAINS USED?

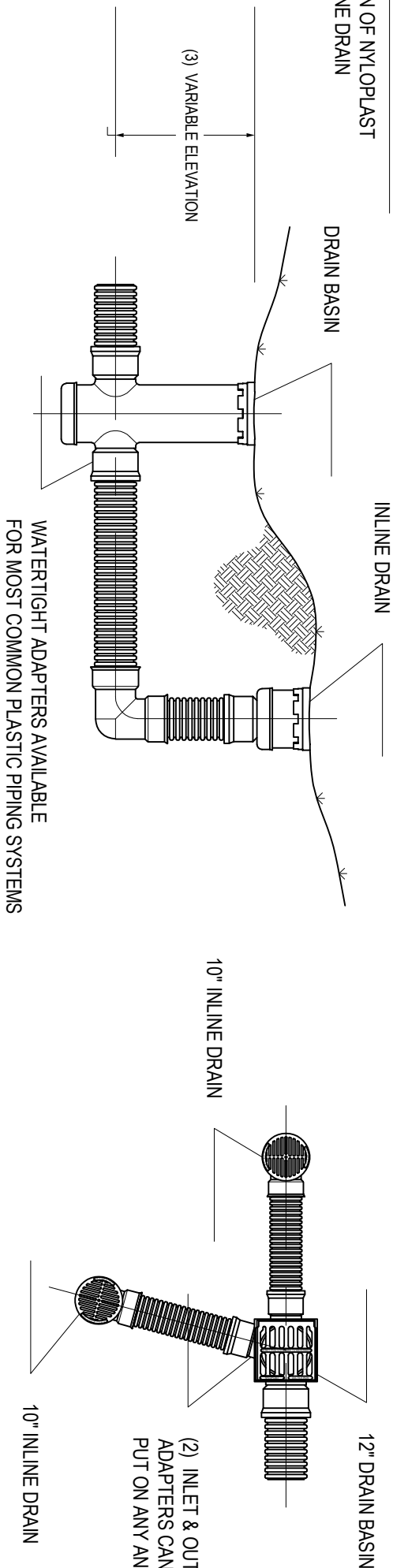
- 2708AG __ X
- 2710AG __ X
- 2712AG __ X
- 2715AG __ X
- 2718AG __ X
- 2724AG __ X
- 2730AG __ X

- 1: TO ENTER AN EXISTING LINE USING A TEE & RISER
- 2: AT THE BEGINNING OF A DRAIN LINE USING AN ELBOW & RISER



TYPICAL INSTALLATIONS

TYPICAL INSTALLATION OF NYLOPLAST DRAIN BASIN AND INLINE DRAIN

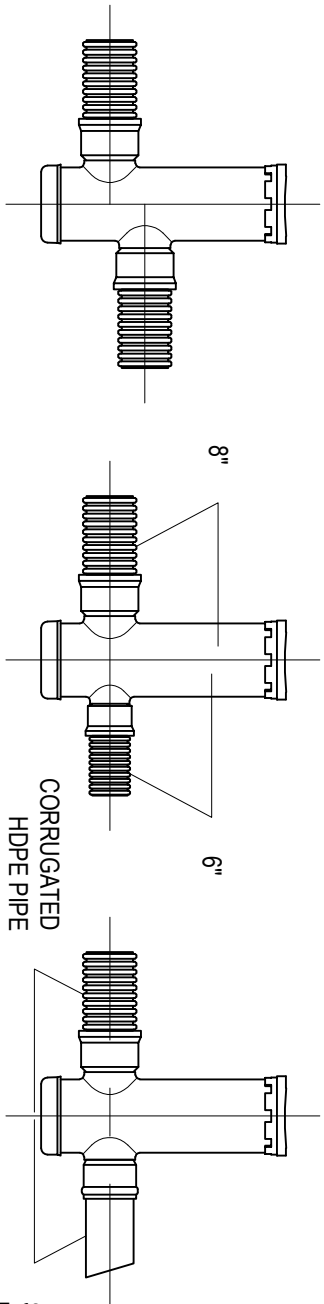


WATERTIGHT ADAPTERS AVAILABLE FOR MOST COMMON PLASTIC PIPING SYSTEMS

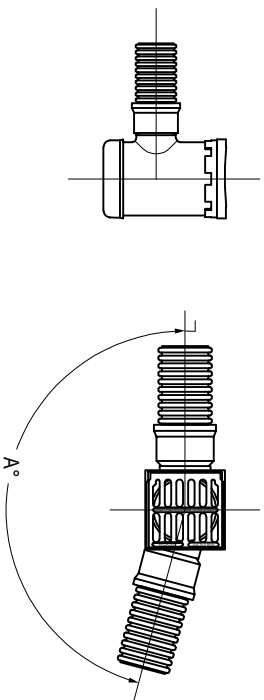
WHEN ARE DRAIN BASINS USED?

- 2808AG __ X
- 2810AG __ X
- 2812AG __ X
- 2815AG __ X
- 2818AG __ X
- 2824AG __ X
- 2830AG __ X

- 1: TO CHANGE ELEVATION
- 2: TO CHANGE PIPE DIAMETER
- 3: TO CHANGE PIPE TYPE



- 4: FOR SHALLOW APPLICATIONS
- 5: TO CHANGE DIRECTION



- 1 - STRUCTURES & ADAPTERS AVAILABLE IN SIZES 8" - 30"
- 2 - ADAPTERS CAN BE MOUNTED ON ANY ANGLE 0° TO 360°, TO DETERMINE MINIMUM ANGLE BETWEEN ADAPTERS SEE DRAWING NO. 7001-110-012
- 3 - DRAIN BASIN TO BE CUSTOM MANUFACTURED ACCORDING TO PLAN DETAILS RISERS ARE NEEDED FOR BASINS OVER 84" DUE TO SHIPPING RESTRICTIONS SEE DRAWING NO. 7001-110-065

THIS PRINT DISCLOSES SUBJECT MATTER IN WHICH NYLOPLAST HAS PROPRIETARY RIGHTS. THE RECEIPT OR POSSESSION OF THIS PRINT DOES NOT CONFER, TRANSFER, OR LICENSE THE USE OF THE DESIGN OR TECHNICAL INFORMATION SHOWN HEREIN. REPRODUCTION OF THIS PRINT OR ANY INFORMATION CONTAINED HEREIN, OR MANUFACTURE OF ANY ARTICLE HEREFROM, FOR THE DISCLOSURE TO OTHERS IS FORBIDDEN, EXCEPT BY SPECIFIC WRITTEN PERMISSION FROM NYLOPLAST.				DRAWN BY AWA		MATERIAL	
DATE 8-10-00				DATE		PROJECT NO./NAME	
REVISED BY EBC				REVISED BY		PROJECT NO./NAME	
DATE 1-6-10				DATE		PROJECT NO./NAME	
DWG SIZE A				SCALE 1:40		DWG NO. 7001-110-042	
SHEET 1 OF 1				SHEET 1 OF 1		REV D	
TITLE 8 IN - 30 IN TYPICAL INSTALLATION OPTIONS				BY		REVISIONS / ISSUES	
Nyloplast				DATE 10-2010		REMARKS	
3130 VERONA AVE				DATE 11-2010			
BUFORD, GA 30518				DATE 11-2010			
PHN (770) 932-2443				DATE 11-2010			
FAX (770) 932-2490				DATE 11-2010			
www.nyloplast-us.com				DATE 11-2010			



CITY OF DE PERE
ENGINEERING DIVISION 925 S. SIXTH ST DE PERE WI 54115
OFFICE 920-339-4061 FAX 920-339-4071

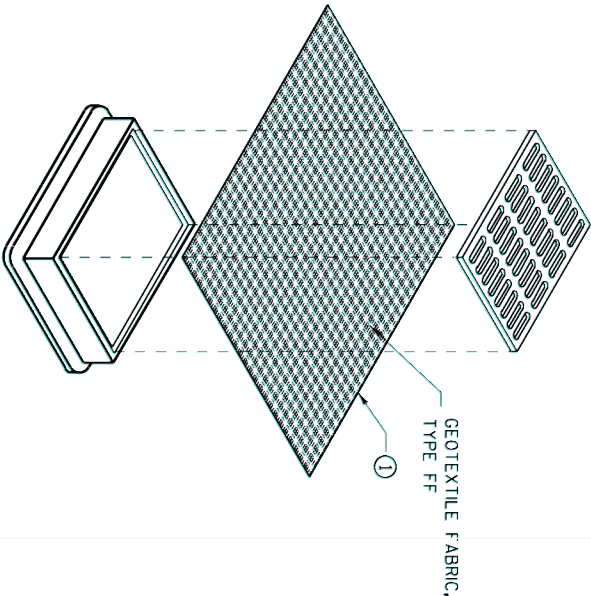
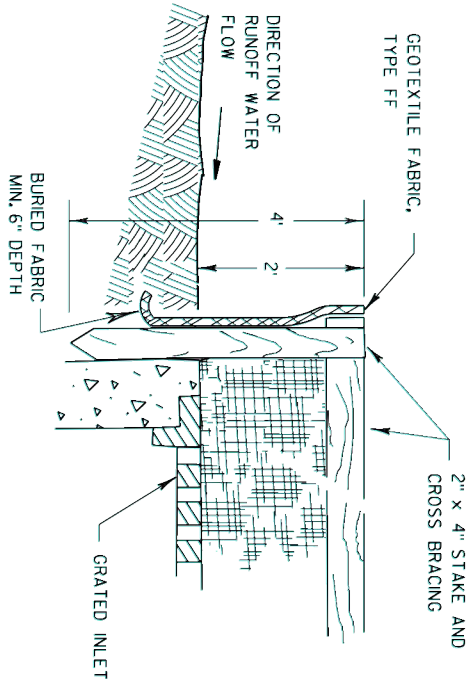
LAWRENCE DRIVE
PROJECT DETAILS

NAME: LAWRENCE DRIVE SIDEWALK
GRANT STREET TO MAIN AVENUE
PROJECT # 19-06

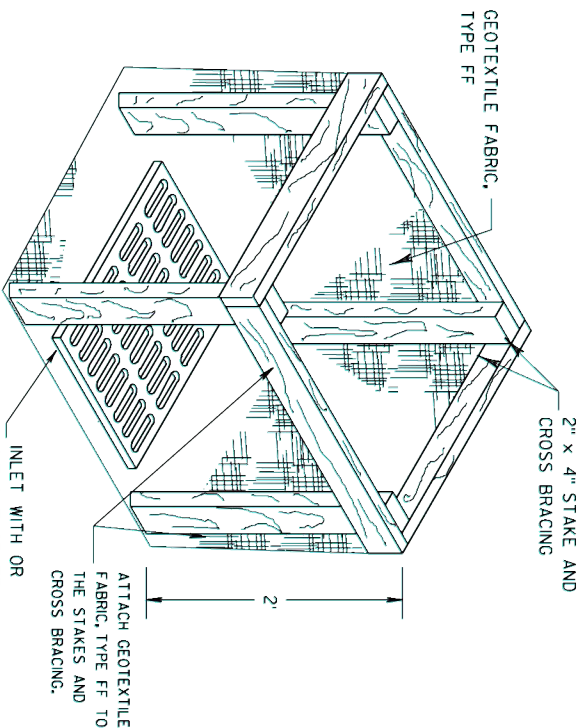
DRAWN	XXX	10-2010
DESIGNED	XXX	11-2010
CHECKED	XXX	11-2010

BY	DATE	NO.	DATE	BY	REMARKS
XXX	10-2010				
XXX	11-2010				
XXX	11-2010				
XXX	11-2010				

 **SDD 8e10 Inlet Protection Type A, B, C and D**



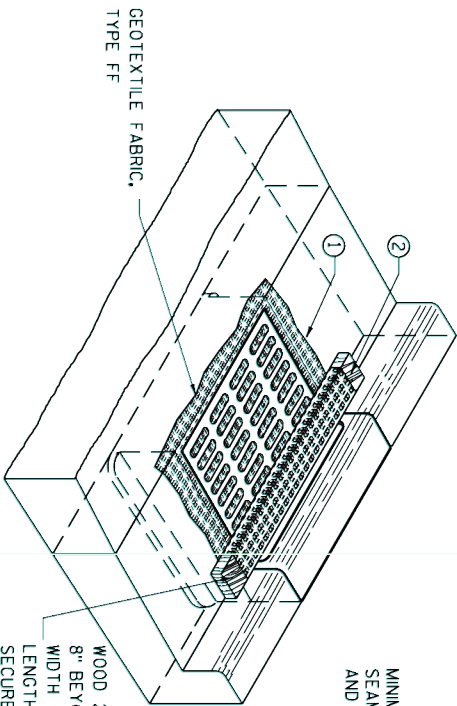
**INLET PROTECTION, TYPE B
(WITHOUT CURB BOX)**
(CAN BE INSTALLED IN ANY INLET WITHOUT A CURB BOX)



INLET PROTECTION, TYPE A

GENERAL NOTES

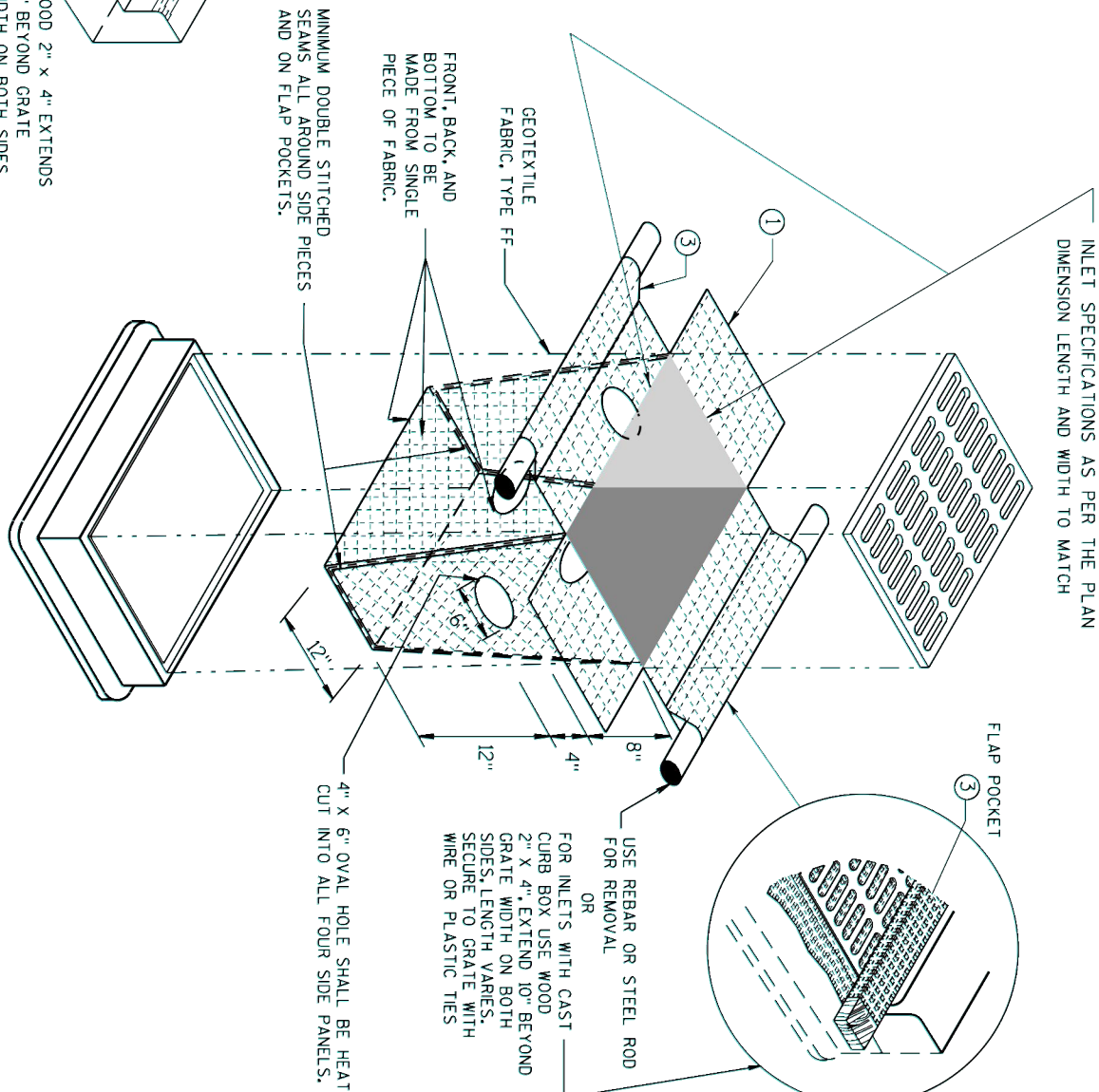
- INLET PROTECTION DEVICES SHALL BE MAINTAINED OR REPLACED AT THE DIRECTION OF THE ENGINEER.
- MANUFACTURED ALTERNATIVES APPROVED AND LISTED ON THE DEPARTMENT'S EROSION CONTROL PRODUCT ACCEPTABILITY LIST MAY BE SUBSTITUTED.
- WHEN REMOVING OR MAINTAINING INLET PROTECTION, CARE SHALL BE TAKEN SO THAT THE SEDIMENT TRAPPED ON THE GEOTEXTILE FABRIC DOES NOT FALL INTO THE INLET. ANY MATERIAL FALLING INTO THE INLET SHALL BE REMOVED IMMEDIATELY.
- FINISHED SIZE, INCLUDING FLAP POCKETS WHERE REQUIRED, SHALL EXTEND A MINIMUM OF 10" AROUND THE PERIMETER TO FACILITATE MAINTENANCE OR REMOVAL.
- FOR INLET PROTECTION, TYPE C (WITH CURB BOX), AN ADDITIONAL 18" OF FABRIC IS WRAPPED AROUND THE WOOD AND SECURED WITH STAPLES. THE WOOD SHALL NOT BLOCK THE ENTIRE HEIGHT OF THE CURB BOX OPENING.
- FLAP POCKETS SHALL BE LARGE ENOUGH TO ACCEPT WOOD 2x4.



INLET PROTECTION, TYPE C (WITH CURB BOX)

INSTALLATION NOTES

- TYPE B & C**
- TRIM EXCESS FABRIC IN THE FLOW LINE TO WITHIN 3" OF THE GRATE. THE CONTRACTOR SHALL DEMONSTRATE A METHOD OF MAINTENANCE, USING A SEWN FLAP, HAND HOLDS OR OTHER METHOD TO PREVENT ACCUMULATED SEDIMENT FROM ENTERING THE INLET.
- TYPE D**
- DO NOT INSTALL INLET PROTECTION TYPE D IN INLETS SHALLOWER THAN 30", MEASURED FROM THE BOTTOM OF THE INLET TO THE TOP OF THE GRATE.
- TRIM EXCESS FABRIC IN THE FLOW LINE TO WITHIN 3" OF THE GRATE.
- THE INSTALLED BAG SHALL HAVE A MINIMUM SIDE CLEARANCE, BETWEEN THE INLET WALLS AND THE BAG, MEASURED AT THE BOTTOM OF THE OVERFLOW HOLES, OF 3". WHERE NECESSARY THE CONTRACTOR SHALL CNCH THE BAG, USING PLASTIC ZIP TIES, TO ACHIEVE THE 3" CLEARANCE. THE TIES SHALL BE PLACED AT A MAXIMUM OF 4" FROM THE BOTTOM OF THE BAG.



INLET PROTECTION, TYPE D

(CAN BE INSTALLED IN ANY INLET TYPE WITH OR WITHOUT A CURB BOX AS PER NOTE (2))

TYPE C INLET EQUALS CITY OF DE PERE TYPE B INLET

STANDARD DETAIL MODIFIED

INLET PROTECTION TYPE A, B, C, AND D	
STATE OF WISCONSIN DEPARTMENT OF TRANSPORTATION	
APPROVED 10-16-02	/s/ Beth Connestro CHIEF ROADWAY DEVELOPMENT ENGINEER
FHW A	

S.D.D. 8 F 10-2

6

S.D.D. 8 F 10-2

6

CITY OF DE PERE

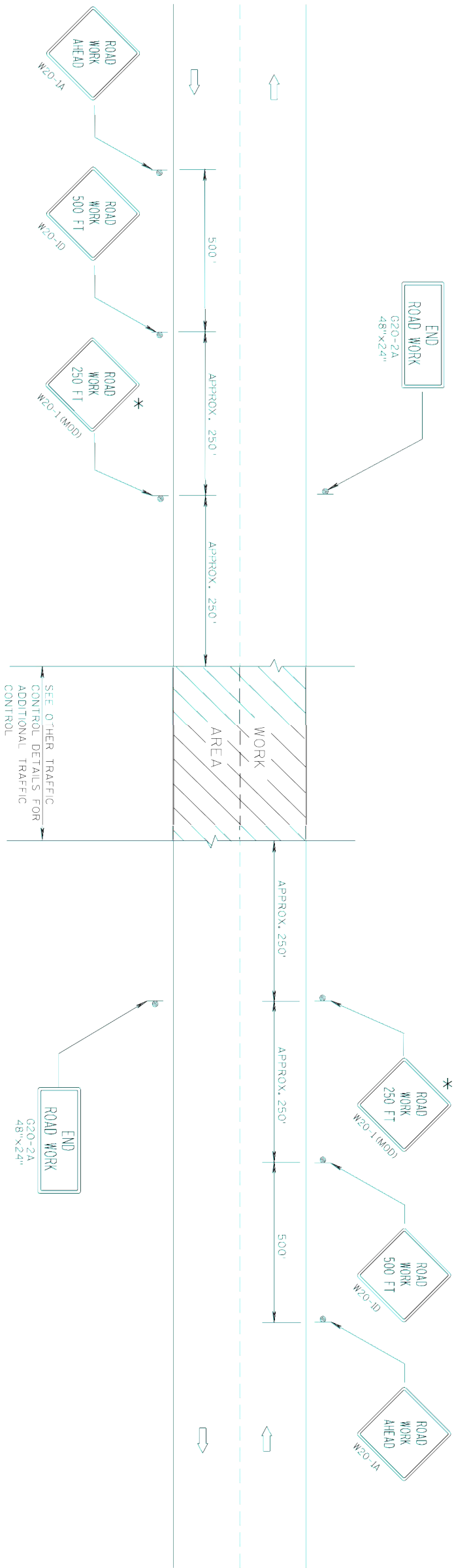
ENGINEERING DIVISION 925 S. SIXTH ST DE PERE WI 54115
OFFICE 920-339-4061 FAX 920-339-4071

**CITY OF DE PERE
INLET PROTECTION**

NAME: LAWRENCE DRIVE SIDEWALK
PROJECT # 19-06A

SURVEYED	BY	DATE
DRAWN	NA	02-2019
DESIGNED	BK	02-2019
CHECKED	ER	03-2019

REVISIONS / ISSUES	
NO.	DATE
BY	REMARKS



TYPICAL SIDEROAD APPROACH WARNING SIGN DETAIL

GENERAL NOTES

- THE EXACT NUMBER, LOCATION, AND SPACING OF ALL SIGNS AND DEVICES SHALL BE ADJUSTED TO FIT FIELD CONDITIONS.
- THE SPACING BETWEEN TRAFFIC CONTROL SIGNS SHOULD BE ADJUSTED TO NOT CONFLICT WITH AND SHOULD PROVIDE A DESIRABLE MINIMUM OF 200 FEET CLEARANCE TO EXISTING SIGNS THAT WILL REMAIN IN PLACE.
- ALL SIGNS ARE 48"X48" UNLESS OTHERWISE NOTED. IF NECESSARY DUE TO SPACE CONSTRAINTS, 36"X36" SIGNS MAY BE USED INSTEAD OF 48"X48" SIGNS.
- SIGNS THAT WILL BE IN PLACE LESS THAN 7 CONTINUOUS DAYS AND NIGHTS MAY BE MOUNTED ON PORTABLE SUPPORTS.
- IF A "STOP" SIGN MUST BE REMOVED FOR A WORK OPERATION, A TEMPORARY "STOP" SIGN SHALL BE PLACED PRIOR TO THE SIGN REMOVAL, OR A FLAGGER SHALL BE PROVIDED UNTIL THE SIGN IS RE-ESTABLISHED.
- * THE THIRD W20-1-SIGN IS REQUIRED ONLY IF THERE IS AN INTERSECTION BETWEEN THE "ROAD WORK 500 FT" SIGN AND THE WORK ZONE. ADJUST THE PLACEMENT OF THIS SIGN BASED ON INTERSECTION LOCATION AND OTHER FIELD CONDITIONS.

LEGEND

-  SIGN ON PERMANENT SUPPORT
-  DIRECTION OF TRAFFIC
-  WORK AREA

TRAFFIC CONTROL, ADVANCE
WARNING SIGNS 40 M.P.H.
OR LESS TWO-WAY UNDIVIDED
ROAD OPEN TO TRAFFIC

STATE OF WISCONSIN
DEPARTMENT OF TRANSPORTATION

APPROVED
DATE 7/2018 /S/ Andrew Heidtke
DATE WORK ZONE ENGINEER
FHW A

S.D.D. 15 C 5-5

S.D.D. 15 C 5-5

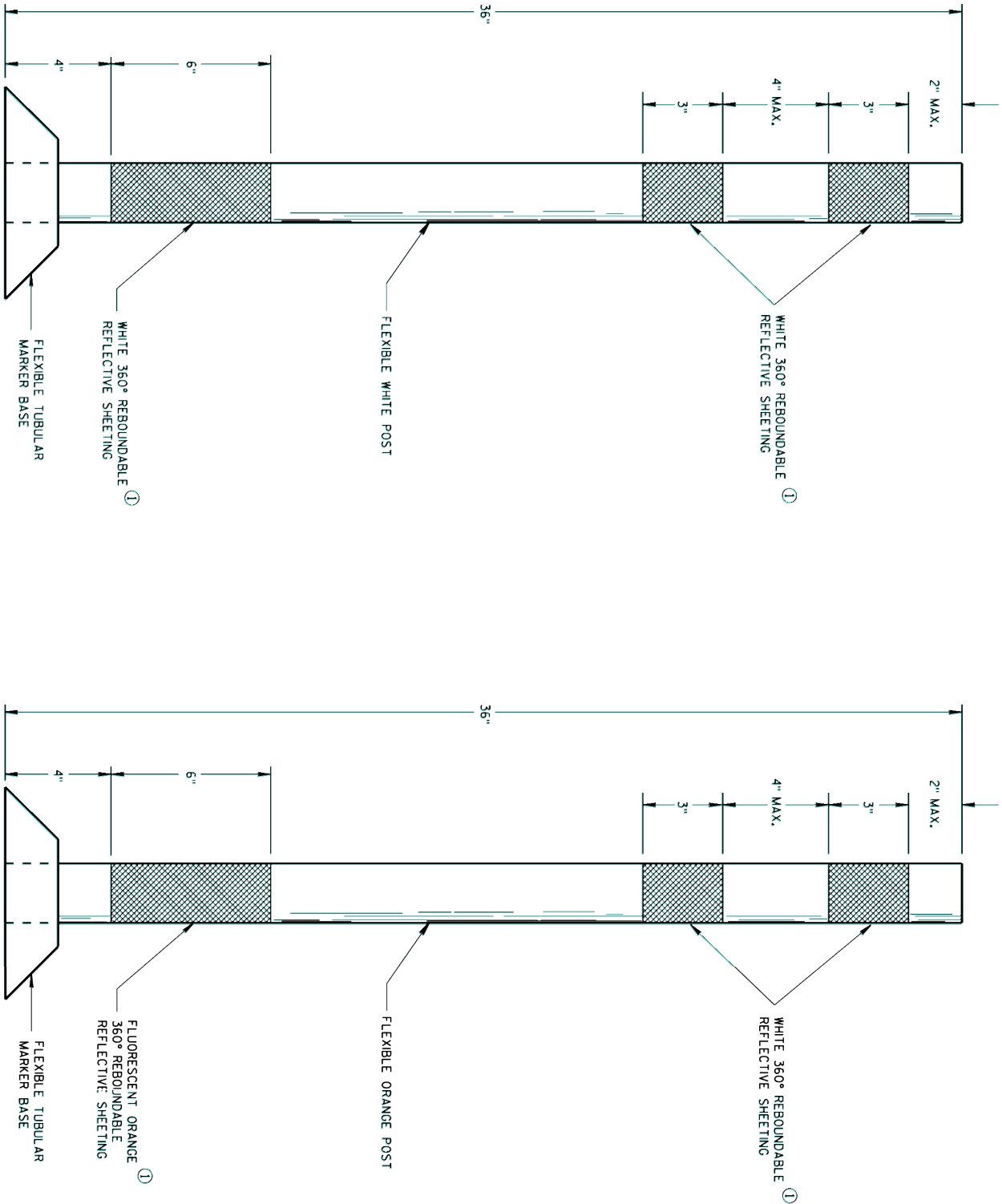
GENERAL NOTES

DETAILS OF CONSTRUCTION NOT SHOWN ON THIS DRAWING SHALL CONFORM TO THE PERTINENT REQUIREMENTS OF THE STANDARD SPECIFICATIONS AND APPLICABLE SPECIAL PROVISIONS.

SURFACE MOUNTED BASES SHALL BE FURNISHED IN ACCORDANCE WITH MANUFACTURERS RECOMMENDATIONS TO BE COMPATIBLE WITH FLEXIBLE TUBULAR MARKER POSTS TO A SIZE AND SHAPE THAT WILL PROVIDE A STABLE POST FOUNDATION WHEN SECURED TO THE PAVEMENT.

THE ASPHALTIC ADHESIVE OR BUTYL PAD FURNISHED SHALL BE IN ACCORDANCE WITH MANUFACTURERS RECOMMENDATIONS, UNLESS DIRECTED BY THE ENGINEER TO USE BOLTS.

- ① REFLECTIVE SHEETING SHALL FOLLOW THE REQUIREMENTS IN THE APPROVED PRODUCTS LISTING FOR SIGN SHEETING.



FLEXIBLE
TUBULAR MARKER POST
PERMANENT CROSSOVER

FLEXIBLE
TUBULAR MARKER POST
WORK ZONE

S.D.D. 15 C 11-7a

6

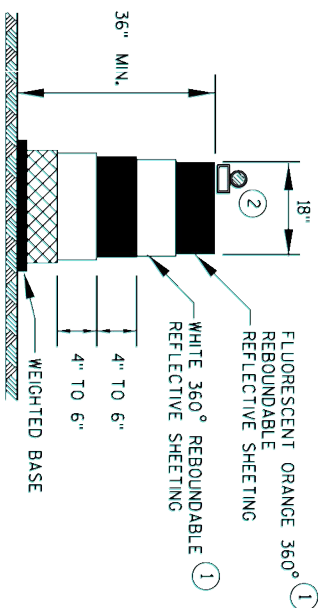
S.D.D. 15 C 11-7a

6

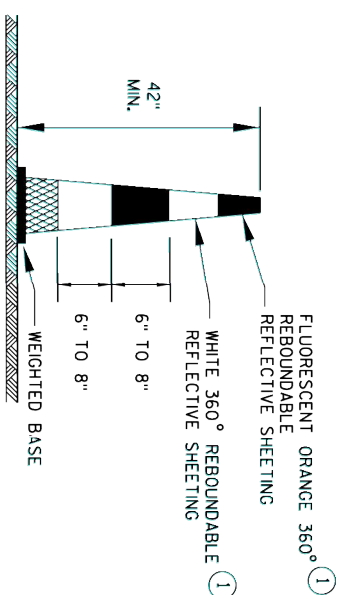




SDD 15c11-b Channelizing Devices - Drums, Cones, Barricades and Vertical Panel



DRUM

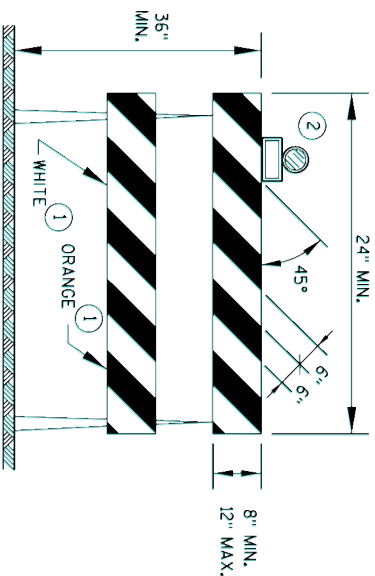


42" CONE

DO NOT USE IN TAPERS
1/2 SPACING OF DRUMS

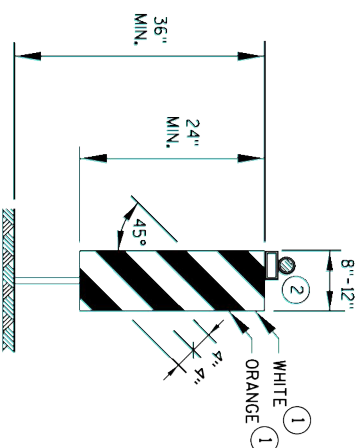
GENERAL NOTES

- ① REFLECTIVE SHEETING SHALL FOLLOW THE REQUIREMENTS IN THE APPROVED PRODUCTS LISTING FOR SIGN SHEETING.
- ② LOCATION OF WARNING LIGHTS WHEN SHOWN ON THE PLAN.



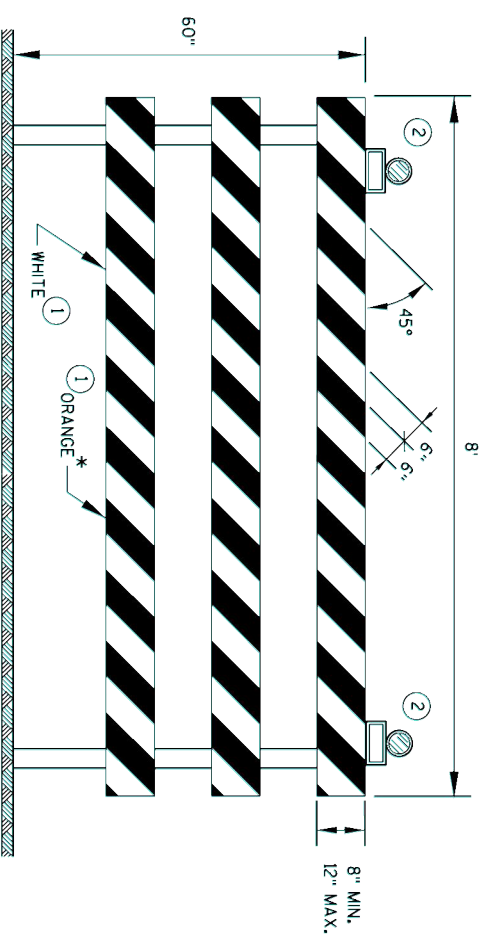
TYPE 2 BARRICADE

FOR RAILS LESS THAN 36" LONG, 4" WIDE STRIPES MAY BE USED. ALL STRIPES SHALL SLOPE DOWNWARD TO THE TRAFFIC SIDE FOR CHANNELIZATION.



VERTICAL PANEL

THE STRIPES SHALL SLOPE DOWNWARD TO THE TRAFFIC SIDE FOR CHANNELIZATION.



TYPE 3 BARRICADE

IF SIGN MOUNTED, DO NOT COVER MORE THAN 50% OF THE TOP TWO RAILS OR 33% OF THE TOTAL AREA OF THE THREE RAILS.

* IF USED FOR A PERMANENT APPLICATION, USE RED SHEETING.

CHANNELIZING DEVICES DRUMS, CONES, BARRICADES AND VERTICAL PANELS	
STATE OF WISCONSIN DEPARTMENT OF TRANSPORTATION	
APPROVED June 2017 DATE	/s/ Andrew Heidtke WORK ZONE ENGINEER
FHWA	



CITY OF DE PERE

ENGINEERING DIVISION 925 S. SIXTH ST DE PERE WI 54115
OFFICE 920-339-4061 FAX 920-339-4071

CITY OF DE PERE TRAFFIC CONTROL

NAME:
LAWRENCE DRIVE SIDEWALK
GRANT STREET TO MAIN AVENUE
PROJECT #
19-06A

	BY	DATE	REVISIONS / ISSUES			
			NO.	DATE	BY	REMARKS
SURVEYED	NA	NA				
DRAWN	BK	02-2019				
DESIGNED	BK	02-2019				
CHECKED	ER	03-2019				

GENERAL NOTES

THE EXACT NUMBER, LOCATION AND SPACING OF ALL SIGNS AND DEVICES SHALL BE ADJUSTED TO FIT FIELD CONDITIONS AS APPROVED BY THE ENGINEER.

ALL SIGNS ARE 48" X 48" UNLESS OTHERWISE NOTED. IF NECESSARY DUE TO SPACE CONSTRAINTS IN URBAN AREAS, 36" X 36" SIGNS MAY BE USED IF APPROVED BY DISTRICT TRAFFIC UNIT.

"W" SIGNS ARE THE SAME AS "W" SIGNS EXCEPT THE BACKGROUND IS ORANGE.

SIGNS THAT WILL BE IN PLACE LESS THAN 7 CONTINUOUS DAYS AND NIGHTS MAY BE MOUNTED ON PORTABLE SUPPORTS.

ANY SIGNS TEMPORARY OR EXISTING, WHICH CONFLICT WITH TRAFFIC CONTROL "IN USE" SHALL BE REMOVED OR COVERED AS NEEDED AND AS APPROVED BY THE ENGINEER.

W20-1A AND G20-2A SIGNS ARE NOT REQUIRED IF THE WORK AREA IS WITHIN A LARGER WORK ZONE WHERE THESE SIGNS ARE ALREADY PRESENT. G20-2A SIGNS MAY ALSO BE OMITTED IF DURATION OF WORK IS LESS THAN 7 CONTINUOUS DAYS AND NIGHTS.

CHANNELIZING DEVICES PLACED ADJACENT TO THE WORK AREA SHALL BE PULLED BACK FROM THE TRAVEL LANE WHEN WORK IS NOT IN PROGRESS.

TABLE A

S	SHOULDER TAPER LENGTH (FEET)					BUFFER SPACE (FEET)
	4	6	8	10		
30	20	30	40	50		200
35	30	45	55	70		250
40	40	55	75	90		305
45	60	90	120	150		360
50	70	100	135	170		425
55	75	110	150	185		495

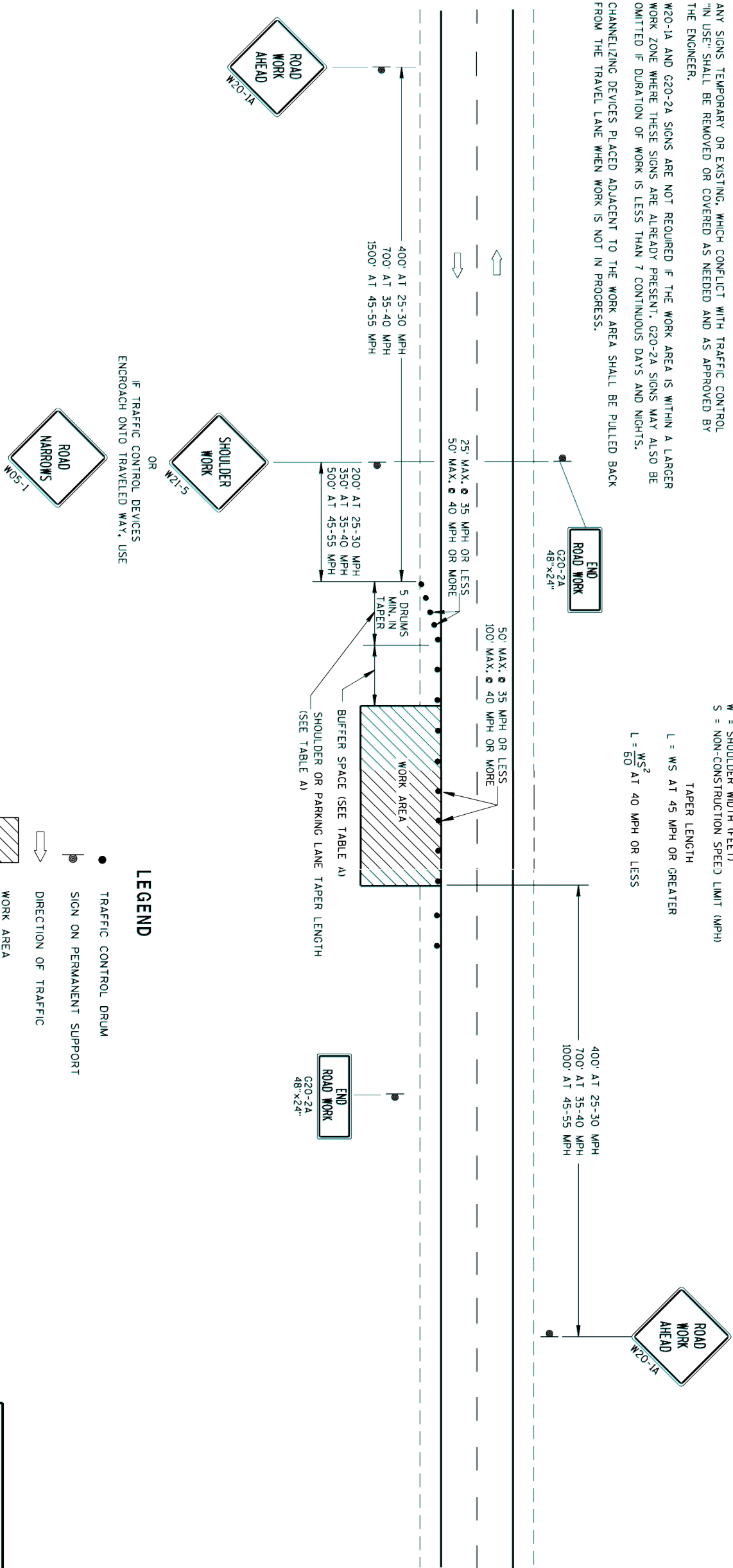
SHOULDER TAPER LENGTH = $\frac{1}{3}SL$

W = SHOULDER WIDTH (FEET)
S = NON-CONSTRUCTION SPEED LIMIT (MPH)

TAPER LENGTH

L = WS AT 45 MPH OR GREATER

$L = \frac{WS^2}{60}$ AT 40 MPH OR LESS



LEGEND

- TRAFFIC CONTROL DRUM
- SIGN ON PERMANENT SUPPORT
- ➡ DIRECTION OF TRAFFIC
- ▨ WORK AREA

TRAFFIC CONTROL,
WORK ON SHOULDER OR
PARKING LANE,
UNDIVIDED ROADWAY

STATE OF WISCONSIN
DEPARTMENT OF TRANSPORTATION

APPROVED
July 14, 2015 /S/ Peter Amokobe Atupe
DATE STATEWIDE WORK ZONE TRAFFIC
SAFETY ENGINEER
FHWA

CITY OF DE PERE

ENGINEERING DIVISION 925 S. SIXTH ST DE PERE WI 54115

OFFICE 920-339-4061 FAX 920-339-4071

CITY OF DE PERE
TRAFFIC CONTROL

NAME: LAWRENCE DRIVE SIDEWALK
PROJECT GRANT STREET TO MAIN AVENUE
PROJECT # 19-06A

DESIGNED	CHECKED	BY	DATE
ER	ER	NA	03-2019

NO.	DATE	BY	REMARKS