

# **CITY OF DE PERE**

## **PROJECT**

**25-16**

## **INTERSTATE HIGHWAY 41 CITY SIGN REPLACEMENT**

**BID DATE:  
MAY 1, 2025  
@ 1:00 PM**

Bid documents, including plans and specifications, are available for download at [www.QuestCDN.com](http://www.QuestCDN.com). The QuestCDN website can also be accessed through the City website at [www.deperewi.gov/projects](http://www.deperewi.gov/projects) or by pressing the *Projects* icon at the bottom of any City website page. Download cost is \$22 for each contract. Bidders will be charged an additional fee of \$42 to submit a bid electronically. Bidding documents may be viewed on the QuestCDN website or at the Municipal Service Center, 925 S. Sixth Street, De Pere, WI 54115.

Bid Tabs must be verified by staff prior to posting and will be available for viewing on the website within 7 days following the bid opening. Award information will be pending until approved by the Common Council.

**SECTION 00 01 10**

**TABLE OF CONTENTS**

**INTRODUCTORY INFORMATION**

<u>Section</u>	<u>Title</u>
00 00 01	PROJECT MANUAL COVER
00 01 10	TABLE OF CONTENTS

**PROJECT BID DOCUMENTS**

<u>Section</u>	<u>Title</u>
00 11 13	ADVERTISEMENT TO BID
00 21 13	INSTRUCTIONS TO BIDDERS
00 41 13	BID FORM
00 41 43	BID SCHEDULE
00 43 13	BID BOND
00 43 36	TABULATION OF SUBCONTRACTORS

**CONTRACTING REQUIREMENTS**

<u>Section</u>	<u>Title</u>
00 51 00	NOTICE OF AWARD
00 52 13	CONTRACT
00 55 00	NOTICE TO PROCEED
00 61 13	PAYMENT BOND
00 61 16	PERFORMANCE BOND
00 62 76	APPLICATION FOR PAYMENT
00 65 16	CERTIFICATE OF SUBSTANTIAL COMPLETION

**DIVISION 1                      GENERAL REQUIREMENTS**

Section	Title
01 10 00	SUMMARY OF WORK
01 22 05	MEASUREMENT AND PAYMENT SPECIAL CONSTRUCTION
01 29 00	PAYMENT PROCEDURES
01 33 00	SUBMITTALS
01 41 00	REGULATORY REQUIREMENTS

**EXHIBITS**

EXHIBIT 1	EXISTING SIGN & LOCATION	1 PAGE
EXHIBIT 2	SITE ACCESS	1 PAGE
EXHIBIT 3	2015 CITY SIGN FOUNDATION DETAIL	1 PAGE
EXHIBIT 4	NEW PYLON SIGN DESIGN BY ELEVATE 97	22 PAGES
EXHIBIT 5	CTH GV (SOUTHBRIDGE RD/GENERATIONS BLVD) CONSTRUCTION STAGING	1 PAGE
EXHIBIT 6	CITY OF DE PERE DESIGNATED HEAVY TRUCK ROUTES MAP	1 PAGE

**CITY OF DE PERE 2025 STANDARD SPECIFICATIONS**

**CONTRACTING REQUIREMENTS**

Section	Title
00 70 00	GENERAL CONDITIONS (See City of De Pere 2025 Standard Specifications)
<b>DIVISION 31 –</b>	<b>EARTHWORK</b> (See City of De Pere 2025 Standard Specifications)
<b>DIVISION 32 –</b>	<b>EXTERIOR IMPROVEMENTS</b> (See City of De Pere 2025 Standard Specifications)
<b>DIVISION 33 –</b>	<b>UTILITIES</b> (See City of De Pere 2025 Standard Specifications)

**SECTION 00 11 13**

**APRIL 11, 2025 – APRIL 18, 2025**

**CITY OF DE PERE**

**ADVERTISEMENT TO BID**

**PROJECT 25-16**

**I41 CITY SIGN REPLACEMENT**

Online bids will be received and accepted for Project 25-16 I41 City Sign Replacement via the online electronic bidding service through QuestCDN.com, until 1:00 PM, Thursday, May 1, 2025, at which time they will be publicly accepted, displayed and read aloud.

Project 25-16 for which proposals are being sought includes the following approximate quantities:

- Construct City of De Pere Illuminated Monument Sign 35' Over All Height
- Demolition of Existing Sign

Complete digital project bidding documents are available for viewing and/or downloading at [www.QuestCDN.com](http://www.QuestCDN.com) or may be examined at the office of the Director of Public Works. Digital plan documents may be downloaded for \$22 by inputting Quest project #9404068 on Quest's Project Search page. Project documents must be downloaded from QuestCDN which will add your company to the Planholder List and allow access to vBid online bidding for the submittal of your bid. Bidders will be charged an additional fee of \$42 to submit a bid electronically. The QuestCDN website can also be accessed through the City website at [www.deperewi.gov/projects](http://www.deperewi.gov/projects) or by pressing the *Projects* icon at the bottom of any City website page. Contact QuestCDN Customer Support at 952-233-1632 or [info@questcdn.com](mailto:info@questcdn.com) for assistance in membership registration, downloading digital project information and vBid online bid submittal questions.

Each proposal shall be accompanied by a bid bond in an amount equal to five percent (5%) of the bid, payable to the City of De Pere, as a guarantee that if the bid is accepted, the bidder will execute a contract and furnish a contract bond as set forth in the General Conditions of the City of De Pere. In case the bidder fails to file such contract and bond, the amount of the bid bond shall be forfeited to the City of De Pere as liquidated damages.

The letting of the contract is subject to the provisions of the following Wisconsin Statutes:

Section 62.15 regarding Public Works.

Section 66.0901(3) regarding Prequalification of Contractor.

Each bidder shall pre-qualify by submitting proof of responsibility on forms furnished by the Director of Public Works. Such forms shall be filed with the Director of Public Works no later than 4:00 PM, Monday,



**Project 25-16**  
**Interstate Highway 41 City Sign Replacement**

**City of De Pere**

April 28, 2025. Prospective bidders who have previously submitted such forms subsequent to January 1, 2025 will not be required to separately submit such forms for this project.

The City of De Pere reserves the right to reject any or all bids, to waive any informalities in bidding and to accept any proposal which the Common Council deems most favorable to the interest of the City of De Pere.

Dated this 11th day of April, 2025.

Board of Public Works  
City of De Pere  
Eric Rakers, P.E.  
City Engineer

Project 25-16

**SECTION 00 21 13**

**INSTRUCTIONS TO BIDDERS**

**ARTICLE 1 – DEFINED TERMS**

- 1.1 Terms used in these Instructions to Bidders have the meanings indicated in the General Conditions. Additional terms used in these Instructions to Bidders have the meanings indicated below:
- None

**ARTICLE 2 – COPIES OF BIDDING DOCUMENTS**

- 2.1 Complete sets of the Bidding documents in the number and for the deposit sum, if any, stated in the Advertisement to Bid may be obtained as stated in the Advertisement for bids.
- 2.2 Complete sets of Bidding Documents shall be used in preparing Bids; Owner does not assume any responsibility for errors or misinterpretations resulting from the use of incomplete sets of Bidding Documents.
- 2.3 Owner, in providing the Bidding Documents on the terms stated in the Advertisement for Bids, does so only for the purpose of obtaining Bids for the Work and does not confer a license or grant for any other use.

**ARTICLE 3 – QUALIFICATIONS OF BIDDERS**

- 3.1 In accordance with Section 66.0901(3), each bidder shall pre-qualify by submitting proof of responsibility on forms furnished by the Director of Public Works. Such forms shall be filed with the Director of Public Works as stated in the Advertisement for Bids. Prospective bidders who have previously submitted such forms after January 1<sup>st</sup> of this year will not be required to separately submit such form for this project.

**ARTICLE 4 – EXAMINATION OF BIDDING DOCUMENTS, OTHER RELATED DATA AND SITE**

- 4.1 Provisions concerning responsibilities for the adequacy of data furnished to prospective Bidders with Underground Facilities, and possible changes in the Bidding Documents due to differing or unanticipated conditions appear in the General Conditions.
- 4.2 Underground Facilities
- A. Information and data shown or indicated in the Bidding Documents with respect to existing Underground Facilities at or contiguous to the Site is based upon information and data furnished to Owner and Engineer by owners of such Underground Facilities, including Owner, or others.

**4.3 Subsurface and Physical Conditions**

- A. The technical data includes:
  - 1. Those reports known to Owner of explorations and tests of subsurface conditions at or contiguous to the Site; and
  - 2. Those drawings known to Owner of physical conditions relating to existing surface or subsurface structures at the Site (except underground Facilities).
  - 3. No reports of explorations or tests of subsurface conditions at or contiguous to the Site, or drawings of physical conditions relating to existing surface or subsurface structures at the Site, are known to Owner.
- B. Limited Reliance by Contractor on Technical Data Authorized: Contractor may rely upon the accuracy of the “technical data” contained in such reports and drawings, but such reports and drawings are not Contract Documents. Contractor may not rely upon or make any claim against Owner, or any of their officers, directors, members, partners, employees, agents, consultants, or subcontractors with respect to:
  - 1. the completeness of such reports and drawings for Contractor’s purposes, including but not limited to, any aspects of the means, methods, techniques, sequences, and procedures of construction to be employed by Contractor, and safety precautions and programs incident thereto; or
  - 2. Other data, interpretations, opinions, and information contained in such reports or shown or indicated in such drawings; or
  - 3. Any Contractor interpretation of or conclusion drawn from any “technical data” or any such other data, interpretations, opinions, or information.

4.4 On request, Owner will provide Bidder access to the Site to conduct such examinations, investigations, explorations, tests, and studies as Bidder deems necessary for submission of a Bid. Bidder shall fill all holes and clean up and restore the Site to its former condition upon completion of such explorations, investigations, tests, and studies. Bidder shall comply with all applicable Laws and Regulations relative to excavation and utility locates.

4.5 Reference is made to Section 01 10 00: Summary of Work, for work that will be completed and for the identification of the general nature of other work that is to be performed at the Site by Owner or others (such as utilities and other prime contractors) that relates to the Work contemplated by these Bidding Documents. On request, Owner will provide to each Bidder for examination access to or copies of Contract Documents (other portions thereof related to price) for such other work.

4.6 It is the responsibility of each Bidder before submitting a Bid to:

- A. Examine and carefully study the Bidding Documents, the other related data identified in the Bidding Documents, and any Addenda;
- B. Visit the Site and become familiar with and satisfy Bidder as to the general, local, and Site conditions that may affect cost, progress, and performance of the Work;

- C. Become familiar with and satisfy Bidder as to all federal, state, and local Laws and Regulations that may affect cost, progress, and performance of the Work;
  - D. Obtain and carefully study (or accept consequences of not doing so) all examinations, investigations, explorations, tests, studies, and data concerning conditions (surface, subsurface, and Underground Facilities) at or contiguous to the Site which may affect cost, progress, or performance of the Work or which relate to any aspect of the means, methods, techniques, sequences, and procedures of construction to be employed by Bidder, including applying any specific means, methods, techniques, sequences, and procedures of construction expressly required by the Bidding Documents, and safety precautions and programs incident thereto;
  - E. Agree at the time of submitting its Bid that no further examinations, investigations, explorations, tests, studies, or data are necessary for the determination of its Bid for performance of the Work at the price(s) bid and within the times and in accordance with the other terms and conditions of the Bidding Documents;
  - F. Become aware of the general nature of the work to be performed by Owner and others at the Site that relates to the Work as indicated in the Bidding Documents;
  - G. Correlate the information known to Bidder, information and observations obtained from visits to the Site, reports and drawings identified in the Bidding Documents, and all additional examinations, investigations, explorations, tests, studies, and data with the Bidding Documents;
  - H. Promptly give Engineer written notice of all conflicts, errors, ambiguities, or discrepancies, that bidder discovers in the Bidding Documents and confirm that the written resolution thereof by Engineer is acceptable to Bidder; and
  - I. Determine that the Bidding Documents are generally sufficient to indicate and convey understanding of all terms and conditions for the performance of the Work.
- 4.7 The submission of a Bid will constitute an incontrovertible representation by Bidder that Bidder has complied with every requirement of this Article 4, that without exception the Bid is premised upon performing and furnishing the Work required by the Bidding Documents and applying any specific means, methods, techniques, sequences, and, procedures of construction that may be shown or indicated or expressly required by the Bidding Documents, that Bidder has given Engineer written notice of all conflicts, errors, ambiguities, and discrepancies that Bidder has discovered in the Bidding Documents and the written resolutions thereof by Engineer are acceptable to Bidder, and that the Bidding Documents are generally sufficient to indicate and convey understanding of all terms and conditions for performing and furnishing the Work.

#### **ARTICLE 5 – SITE AND OTHER AREAS**

- 5.1 The Site is identified in the Bidding Documents. Easements for permanent structures or permanent changes in existing facilities are to be obtained and paid for by Owner unless otherwise provided in

the Bidding Documents. All additional lands and access thereto required for temporary construction facilities, construction equipment, or storage of materials and equipment to be incorporated in the Work are to be obtained and paid for by Contractor.

#### **ARTICLE 6 – INTERPRETATIONS AND ADDENDA**

- 6.1 All questions about the meaning or intent of the Bidding Documents are to be submitted to Engineer in writing. Interpretations or clarifications considered necessary by Engineer in response to such questions will be issued by Addenda mailed or delivered to all parties recorded by Engineer as having received the Bidding Documents. Questions received less than ten days prior to the date for opening of Bids may not be answered. Only questions answered by Addenda will be binding. Oral and other interpretations or clarifications will be without legal effect.
- 6.2 Addenda may be issued to clarify, correct, or change the Bidding Documents as deemed advisable by Owner and Engineer.

#### **ARTICLE 7 – BID SECURITY**

- 7.1 A Bid shall be accompanied by Bid security made payable to Owner in an amount of five percent (5%) of Bidder's maximum Bid price and in the form of a certified check or bank money order or Bid bond (on the form attached) issued by a surety meeting the requirements of the General Conditions. Submittal of a Bid Bond on a form other than the Bid Bond form included in the Bidding Documents may be cause for rejection of Bid. The fully executed bid bond must be uploaded into QuestCDN. If the bidder elects to furnish bid security other than a bid bond, the bid security must be submitted in a sealed envelope enclosed in a separate package plainly marked on the outside with the notation "BID SECURITY" along with the project number and name and addressed to the Board of Public Works of the City of De Pere, Municipal Service Center, 925 S. Sixth Street, De Pere, WI 54115 **prior to the deadline for submission of bids.**
- 7.2 The Bid security of the Successful Bidder will be retained until such Bidder has executed the Contract documents, furnished the required contract security and met the other conditions of the Notice of Award, whereupon the Bid security will be returned. If the Successful Bidder fails to execute and deliver the Contract Documents and furnish the required contract security within fifteen (15) days after the Notice of Award, Owner may annul the Notice of Award and the Bid security of that Bidder will be forfeited. The Bid security of other Bidders whom Owner believes to have a reasonable chance of receiving the award may be retained by Owner per the General Conditions.
- 7.3 Bid security of other Bidders whom Owner believes do not have a reasonable chance of receiving the award will be returned within seven days after the Bid opening.

#### **ARTICLE 8 – CONTRACT TIMES**

- 8.1 The number of days within which, or the dates by which, Milestones are to be achieved and the

Work is to be substantially completed and ready for final payment are set forth in the Bid Form and Summary of Work.

**ARTICLE 9 – LIQUIDATED DAMAGES**

9.1 Provisions for liquidated damages are set forth in the General Conditions.

**ARTICLE 10 – SUBSTITUTE AND “OR-EQUAL” ITEMS**

10.1 The Contract, if awarded, will be on the basis of materials and equipment specified or described in the Bidding Documents without consideration of possible substitute or “or-equal” items. Whenever it is specified or described in the Bidding Documents that a substitute or “or-equal” item of material or equipment may be furnished or used by Contractor if acceptable to Engineer, application for such acceptance will not be considered by Engineer until after the Effective Date of the Bid Form and Summary of Work.

**ARTICLE 11 – SUBCONTRACTORS, SUPPLIERS, AND OTHERS**

11.1 The Bidder shall submit with the Bid to Owner a list of all such Subcontractors, Suppliers, individuals, or entities proposed for those portions of the Work for which such identification is required. Such list shall be accompanied by an experience statement with pertinent information regarding similar projects and other evidence of qualification for each such Subcontractor, Supplier, individual, or entity, Owner may, before the Notice of Award is given, request apparent Successful Bidder to submit a substitute, in which case apparent Successful Bidder shall submit an acceptable substitute, Bidder’s Bid price will be increased (or decreased) by the difference in cost occasioned by such substitution, and Owner may consider such price adjustment in evaluating Bids and making the Contract award.

11.2 If apparent Successful Bidder declines to make any such substitution, Owner may award the Contract to the next lowest Bidder that proposed to use acceptable Subcontractors, Suppliers, individuals, or entities. Declining to make requested substitutions will not constitute grounds for forfeiture of the Bid security of any Bidder. Any Subcontractor, Supplier, individual, or entity so listed and against which Owner makes no written objection prior to the giving of the Notice of Award will be deemed acceptable to Owner subject to revocation of such acceptance after the Effective Date of the Agreement.

11.3 Contractor shall not be required to employ any Subcontractor, Supplier, individual, or entity against whom Contractor has reasonable objection.

**ARTICLE 12 – PREPARATION OF BID**

12.1 The Bid form is included with the Bidding documents.

12.2 All blanks on the Bid Form shall be completed by printing in ink or by typewrite and the Bid signed in

ink. Erasures or alterations shall be initialed in ink by the person signing the Bid Form. A Bid price shall be indicated for each alternative, and unit price item listed therein, or the words "No Bid," "No Change," or "Not Applicable" entered.

- 12.3 A Bid by a corporation shall be executed in the corporate name by the president or a vice-president or other corporate officer accompanied by evidence of authority to sign. The corporate seal shall be affixed and attested by the secretary or an assistant secretary. The corporate address and state of incorporations shall be shown below the seal.
- 12.4 A Bid by a partnership shall be executed in the partnership name and signed by a partner (whose title must appear under the signature), accompanied by evidence of authority to sign. The official address of the partnership shall be shown below the signature.
- 12.5 A Bid by a limited liability company shall be executed in the name of the firm by a member and accompanied by evidence of authority to sign. The state of formation of the firm and the official address of the firm shall be shown below the signature.
- 12.6 A Bid by an individual shall show the Bidder's name and official address.
- 12.7 A Bid by a joint venture shall be executed by each joint venture in the manner indicated on the Bid Form. The official address of the joint venture shall be shown below the signature.
- 12.8 All names shall be typed or printed in ink below the signatures.
- 12.9 The Bid shall contain an acknowledgement of receipt of all Addenda, the numbers of which shall be filled in on the Bid Form.
- 12.10 The address and telephone number for communications regarding the Bid shall be shown.
- 12.11 The Bid shall contain evidence of Bidder's authority and qualification to do business in the state where the Project is located or covenant to obtain such qualification prior to award of the Contract. Bidder's state contractor license number, if any, shall also be shown on the Bid Form.

#### **ARTICLE 13 – BASIS OF BID; COMPARISON OF BIDS**

- 13.1 Unit Price
  - A. Bidders shall submit a Bid on a unit price basis for each item of Work listed in the Bid Schedule.
  - B. The total of all estimated prices will be the sum of the products of the estimated quantity of each item and the corresponding unit price. The final quantities and Contract Price will be determined in accord with the General Conditions.
  - C. Discrepancies between the multiplication of units of Work and unit prices will be resolved in

favor of the unit prices. Discrepancies between the indicated sum of any column of figures and the correct sum thereof will be resolved in favor of the correct sum. Discrepancies between words and figures will be resolved in favor of the words.

**ARTICLE 14 – SUBMITTAL OF BID**

14.1 A Bid shall be submitted no later than date and time prescribed and at place indicated in Advertisement for Bids and shall be submitted electronically using the QuestCDN online bidding vBid platform. No paper bids will be accepted.

14.2 See Bid Form for a list of documents typically required to be submitted with the Bid.

**ARTICLE 15 – MODIFICATION AND WITHDRAWAL OF BID**

15.1 A Bid may be modified or withdrawn by an appropriate document duly executed in the manner that a Bid must be executed and delivered to the place where Bids are to be submitted prior to the date and time for the opening of Bids.

15.2 If within 24 hours after Bids are opened, any Bidder files a duly signed written notice with Owner and promptly thereafter demonstrates to the reasonable satisfaction of Owner that there was a material and substantial mistake in the preparation of its Bid, that Bidder may withdraw its Bid, and the Bid security will be returned. Thereafter, if the Work is rebid, that Bidder will be disqualified from further bidding on the Work.

**ARTICLE 16 – OPENING BIDS**

16.1 Bids will be opened as indicated in the Advertisement to Bid. The bid opening can be viewed live via the GoToMeeting information shown below. An abstract of the amounts of the base bids and major alternatives, if any, will be made available to bidders after opening the bids.

The bid opening can be viewed live via GoToMeeting as follows:  
Please join my meeting from your computer, tablet or smartphone.

<https://meet.goto.com/345634277>

You can also dial in using your phone.  
(For supported devices, tap a one-touch number below to join instantly.)

United States (Toll Free): [1 877 309 2073](tel:18773092073)

Access Code: 345-634-277

New to GoToMeeting? Get the app now and be ready when your first meeting starts:  
<https://meet.goto.com/install>



**ARTICLE 17 – BIDS REMAIN SUBJECT TO ACCEPTANCE**

- 17.1 All bids will remain subject to acceptance for the period of time stated in the General Conditions, but Owner may, in its sole discretion, release any Bid and return the Bid security prior to the end of this period.

**ARTICLE 18 – EVALUATION OF BIDS AND AWARD OF CONTRACT**

- 18.1 Owner reserves the right to reject any or all Bids, including without limitation, nonconforming, nonresponsive, unbalanced, or conditional Bids. Owner further reserves the right to reject the Bid of any Bidder whom it finds, after reasonable inquiry and evaluation, to not be responsible. Owner may also reject the Bid of any Bidder if Owner believes that it would not be in the best interest of the Project to make an award to that Bidder. Owner also reserves the right to waive all informalities not involving price, time, or changes in the Work and to negotiate contract terms with the Successful Bidder.
- 18.2 More than one Bid for the same Work from an individual or entity under the same or different names will not be considered. Reasonable grounds for believing that any Bidder has an interest in more than one Bid for the Work may be cause for disqualification of that Bidder and the rejection of all Bids in which that Bidder has an interest.
- 18.3 In evaluating Bids, Owner will consider whether or not the Bids comply with the prescribed requirements, and such alternates, unit prices and other data, as may be requested in the Bid Form or prior to the Notice of Award.
- 18.4 In evaluating Bidders, Owner will consider the qualifications of Bidders and may consider the qualifications and experience of Subcontractors, Supplier, and other individuals or entities proposed for those portions of the Work for which the identify of Subcontractors, Suppliers, and other individuals or entities must be submitted as provided in the Supplementary Conditions.
- 18.5 Owner may conduct such investigations as Owner deems necessary to establish the responsibility, qualifications, and financial ability of Bidders, proposed Subcontractors, Suppliers, individuals, or entities to perform the Work in accordance with the Contract Documents.
- 18.6 Bidder agrees to waive any claim it has or may have against the Owner and the respective employees arising out of or in connection with the administration, evaluation or recommendation of any Bid.
- 18.7 If the Contract is to be awarded, Owner will award the Contract to the lowest responsible responsive Bidder whose Bid is in the best interests of the Project.

**ARTICLE 19 – CONTRACT SECURITY AND INSURANCE**

- 19.1 The General Conditions set forth Owner's requirements as to performance and payment bonds and

insurance. When the Successful Bidder delivers the executed Agreement to Owner, it shall be accompanied by such bonds and a certificate of insurance.

**ARTICLE 20 – SIGNING OF AGREEMENT**

- 20.1 When Owner gives a Notice of Award to the Successful Bidder, it shall be accompanied by the required number of unsigned counterparts of the Agreement with the other Contract Documents which are identified in the Agreement as attached thereto. Within ten (10) days thereafter, Successful Bidder shall sign and deliver the required number of counterparts of the Agreement and attached documents to Owner. Within ten (10) days thereafter, Owner shall deliver one fully signed counterpart to Successful Bidder with a complete set of Drawings with appropriate identification.

**END OF SECTION**

**SECTION 00 41 13**

**CITY OF DE PERE**

**BID FORM**

**PROJECT 25-16**

This bid, submitted by the undersigned Bidder to the City of De Pere, in accordance with the Advertisement to Bid, which will be received until 1:00 PM, Thursday, May 1, 2025 is to furnish and deliver all materials, and to perform and do all work on the project designated per Section 01 10 00 Summary of Work.

Bidder has examined and carefully prepared the bid from the plans and specifications and has checked the same in detail before submitting said proposal or bid; and that said bidder or bidder's agents, officer or employees have not, either directly or indirectly, entered into any agreement, participated in any collusion, or otherwise taken any action in restraint of free competitive bidding in connection with this proposal or bid.

Bidder has examined and carefully studied the Bidding Documents, other related data identified in the Bidding Documents, and the following Addenda, receipt of which is hereby acknowledged:

Addendum No.

Addendum Date

\_\_\_\_\_  
\_\_\_\_\_

\_\_\_\_\_  
\_\_\_\_\_

**BASIS OF BID:**

Bidder will complete the Work in accordance with the Contract documents for the following price(s):

As stated in the attached Unit Price Bid Schedule.

Unit Prices have been computed in accordance with the General Conditions.

Bidder acknowledges that estimated quantities are not guaranteed, and are solely for the purpose of comparison of Bids, and final payment for all Unit Price Bid items will be based on actual quantities, determined as provided in the Contract Documents.

**TOTAL BID PRICE: \$**\_\_\_\_\_

**Project 25-16**  
**Interstate Highway 41 City Sign Replacement**

**City of De Pere**

**ATTACHMENTS TO THIS BID**

The following documents are submitted with and made a condition of this Bid:

- A. Required Bid Security
- B. Unit Price Bid Schedule (Section 00 41 43)
- C. Tabulation of Subcontractors (Section 00 43 36)

**BID SUBMITTAL**

This Bid is submitted by \_\_\_\_\_ of \_\_\_\_\_,

The Bidder, being duly sworn, does dispose that they are an authorized representative of

Bidder, if Bidder is:

An Individual

Name (typed or printed): \_\_\_\_\_

By: \_\_\_\_\_  
(Individual's signature)

Doing business as: \_\_\_\_\_

A Partnership

Partnership Name: \_\_\_\_\_

By: \_\_\_\_\_  
(Signature of general partner – attach evidence of authority to sign)

Name (typed or printed): \_\_\_\_\_

A Corporation

Corporation Name: \_\_\_\_\_

State of Incorporation: \_\_\_\_\_

Type (General Business, Professional, Service, Limited Liability): \_\_\_\_\_

By: \_\_\_\_\_  
(Signature – attach evidence of authority to sign)

Name (typed or printed): \_\_\_\_\_

**Project 25-16**  
**Interstate Highway 41 City Sign Replacement**

**City of De Pere**

Title: \_\_\_\_\_  
(CORPORATE SEAL)

Attest \_\_\_\_\_

Date of Qualification to do business in Wisconsin is \_\_\_\_/\_\_\_\_/\_\_\_\_.

Joint Venture

Name of Joint Venture: \_\_\_\_\_

First Joint Venturer Name: \_\_\_\_\_ (SEAL)

By: \_\_\_\_\_  
(Signature of first joint venture partner – attach evidence of authority to sign)

Name (typed or printed): \_\_\_\_\_

Title: \_\_\_\_\_

Second Joint Venturer Name: \_\_\_\_\_ (SEAL)

By: \_\_\_\_\_  
(Signature of second joint venture partner – attach evidence of authority to sign)

Name (typed or printed): \_\_\_\_\_

Title: \_\_\_\_\_

(Each joint venturer must sign. Manner of signing for each individual, partnership, and corporation that is a party to joint venture should be in manner indicated above.)

Bidder's Business Address \_\_\_\_\_

\_\_\_\_\_

Phone No. \_\_\_\_\_ Fax No. \_\_\_\_\_

E-mail \_\_\_\_\_

SUBMITTED on \_\_\_\_\_, 20\_\_\_\_.

State Contractor License No. \_\_\_\_\_ (if applicable)

**SECTION 00 41 43**

**CITY OF DE PERE**

**PROJECT 25-16**

**BID SCHEDULE – UNIT PRICE**

ITEM	ITEM DESCRIPTION	UNIT	QUANTITY	UNIT PRICE	AMOUNT BID
SC-01	Existing Sign Demolition and Removal	LS	1	\$	\$
SC-02	Main Shroud Bottom Cabinet Fabrication and Framing (Sheet 3 of 21)	LS	1	\$	\$
SC-03	Main Shroud Top Cabinet Fabrication and Framing (Sheet 5 of 21)	LS	1	\$	\$
SC-04	Lower Spacer Frame Cabinet Fabrication and Framing (Sheet 4 of 21)	LS	1	\$	\$
SC-05	Top Spacer Frame Cabinet Fabrication and Framing (Sheet 6 of 21)	LS	1	\$	\$
SC-06	Final Cabinet Assembly and Sheeting (Sheets 7 & 8 of 21)	LS	1	\$	\$
SC-07	Curved Shrouds Fabrication, Framing and Sheeting (Sheets 9 through 11 of 21)	EA	2	\$	\$
SC-08	Logo Cabinet Fabrication, Framing, and Sheeting (Sheets 12 & 13 of 21)	EA	2	\$	\$
SC-09	Letter Mount Fabrication, Framing, and Sheeting (Sheets 14 & 15 of 21)	EA	2	\$	\$

**Project 25-16**  
**Interstate Highway 41 City Sign Replacement**

**City of De Pere**

ITEM	ITEM DESCRIPTION	UNIT	QUANTITY	UNIT PRICE	AMOUNT BID
SC-10	Letter Raceway Fabrication and Framing (Sheets 16 & 17 of 21)	EA	2	\$	\$
SC-11	Backer Letters Fabrication and Assembly (Sheet 18 of 21)	EA	2	\$	\$
SC-12	Channel Letter Fabrication and Assembly Sheet (Sheet 19 of 21)	EA	2	\$	\$
SC-13	Final Sign Assembly and Spanner Installation (Sheets 20 & 21 of 21)	LS	1	\$	\$
SC-14	Install Sign Electrical and Lighting (Sheets 1, 2, & 20 of 21)	LS	1	\$	\$
<b>TOTAL AMOUNT BID:</b>					\$

SECTION 00 43 13

CITY OF DE PERE

BID BOND

KNOW ALL MEN BY THESE PRESENTS: That \_\_\_\_\_,

as Principal, hereinafter called Principal, and \_\_\_\_\_,

as Surety, hereinafter called Surety, are held and firmly bound unto the City of De Pere, a municipal corporation of the State of Wisconsin, as Obligee, hereinafter called City, in the amount of \_\_\_\_\_ dollars (\$\_\_\_\_\_) for the payment whereof Principal and Surety bind themselves, their heirs, executors, administrators, successors and assigns, jointly and severally, firmly by these presence.

WHEREAS, Principal has made a proposal to the City for furnishing all materials, labor, tools, equipment and incidentals necessary to complete the work of Project 25-16 in accordance with drawings and specifications prepared by the Director of Public Works of said City, which proposal is by reference made a part hereof, and is hereinafter referred to as the BID.

NOW, THEREFORE, THE CONDITION OF THIS OBLIGATION is such that, if Principal shall be awarded the contract for said project and Principal shall enter into a contract in accordance with the BID, then this obligation shall be null and void; otherwise it shall remain in full force and effect, provided that:

1. The liability of Surety shall in no event exceed the penalty of this bond.
2. Any suits at law or proceedings, in equity brought or to be brought against Surety to recover any claim hereunder shall be executed within six (6) months from the date of this instrument.

Signed and sealed this \_\_\_\_\_ day of \_\_\_\_\_, 20\_\_\_\_.

In the presence of:

\_\_\_\_\_  
WITNESS

\_\_\_\_\_  
PRINCIPAL (SEAL)

\_\_\_\_\_  
WITNESS

\_\_\_\_\_  
SURETY (SEAL)



## TABULATION OF SUBCONTRACTORS

[illegible]

SECTION 00 51 00

NOTICE OF AWARD

(Contractor)  
(Contractor Name)  
(Address)  
(Address)

Project Description: 25-16 Interstate Highway 41 City Sign Replacement

The City has considered the proposal submitted by you dated (BID DATE) for the above-described project in response to its Advertisement for Bids dated April 11, 2025 and April 18, 2025.

You are hereby notified that the Common Council of the City of De Pere has accepted your bid of (Contract Amount \$\_\_\_\_\_.00).

You are required to execute the Contract and furnish the required Performance Bond, Payment Bond and Certificates of Insurance within ten (10) calendar days from the date of this notice to you.

If you fail to execute said Agreement and to furnish said bonds within ten (10) days from the date of this notice, said City will be entitled to consider all your rights arising out of the City's acceptance of your bid as abandoned and as a forfeiture of your Bid Bond. The City will be entitled to such other rights as may be granted by law.

You are required to return an acknowledged copy of this NOTICE OF AWARD to the City.

Dated this \_\_\_\_\_ day of \_\_\_\_\_ 2025.

\_\_\_\_\_  
DEPARTMENT OF PUBLIC WORKS

BY: Eric P. Rakers, P.E.  
City Engineer

ACCEPTANCE OF NOTICE

Receipt of the above NOTICE OF AWARD is hereby acknowledged by:

\_\_\_\_\_, this the \_\_\_\_\_ day of \_\_\_\_\_, 20\_\_\_\_

By: \_\_\_\_\_

Title: \_\_\_\_\_

SECTION 00 52 13

CONTRACT

This Contract, made and entered into this day \_\_\_\_\_ (date to be affixed by City), by and between (Contractor Name), hereinafter called Contractor, and the City of De Pere, a municipal corporation of the State of Wisconsin, hereinafter called City.

WITNESSETH: That, in consideration of the covenants and agreements herein contained, to be performed by the parties hereto, and of the payments hereinafter agreed to be made, it is mutually agreed as follows:

ARTICLE I - SCOPE OF WORK

The Contractor shall furnish all materials and all equipment and labor necessary, and perform all work shown on the drawings and described in the specifications for the project entitled Project 25-16 Interstate Highway 41 City Sign Replacement, all in accordance with the requirements and provisions of the following documents, which are hereby made a part of this Contract:

- (a) Advertisement for Bids, dated April 11, 2025 and April 18, 2025.
- (b) Drawings designated for Project 25-16 Interstate Highway 41 City Sign Replacement dated April 11, 2025.
- (c) City of De Pere 2025 Construction Specifications.
- (d) Special Provisions dated April 11, 2025.
- (e) Proposal submitted by (Contractor Name) dated Bid Date.
- (f) Addenda No. \_\_\_\_\_ dated \_\_\_\_\_

ARTICLE II - TIME OF COMPLETION

- (a) The work to be performed under the Contract shall be commenced within (number spelled out) (\_\_\_\_) calendar days after receipt of written notice to proceed. The work shall be completed within (Number spelled out) (\_\_\_\_) calendar days ) or (specific calendar dates) after receipt of Notice to Proceed.
- (b) Time is of the essence with respect to the date of completion herein above stated. Failure to complete the work within the number of calendar days stated in this Article, or interim dates included in the work sequence in Section 01 10 00, Summary of Work, including any extensions granted thereto, shall entitle the City to deduct from the monies due the Contractor an amount equal to Update based on 00 70 00 - General Conditions (Page 26)(\$ ) per day for each calendar day of delay in the completion of the work. Such amount shall be considered and treated not as a penalty but as liquidated damages, which the City will sustain, by failure of the Contractor to complete the work within the time stated.

**ARTICLE III - PAYMENT**

- (a) The Contract Sum. The City shall pay to the Contractor for the performance of the Contract the amounts determined for the total number of each of the following units of work completed at the unit price stated thereafter. The number of units contained in this schedule is approximate only, and the final payment shall be made for the actual number of units that are incorporated in or made necessary by the work covered by the Contract.
- (b) Progress Payments. The City shall make payments on account of the Contract as follows:
1. On not later than the fourth Friday of every month the Contractor shall present to the City an invoice covering an estimate of the amount and proportionate value of the work done as verified by the City under each item of work that has been completed from the start of the job up to and including the fourth Friday of the preceding month, and the value of the work so completed determined in accordance with the schedule of unit prices for such items, together with such supporting evidence as may be required. This invoice shall also include an allowance for the cost of such materials and equipment required in the permanent work as have been delivered to the site but not as yet incorporated in the work.
  2. On not later than the third week of the following month, the City shall, after deducting previous payments made, pay to the Contractor 95% of the amount of the approved invoice, retaining 5% of the estimate of work done until 50% of the work has been completed. At 50% completion of the work, the previous retainage shall not yet be paid, but further partial payments shall be made in full to the contractor without additional retainage being taken unless the engineer certifies that the work is not proceeding satisfactorily. If the work is not proceeding satisfactorily, additional amounts may be retained. After substantial completion, an amount retained may be paid to the contractor, keeping retained only such amount as is needed for the remaining work.
  3. The Contractor shall notify the City in writing when all work under this Contract has been completed. Upon receipt of such notice the City shall, within a reasonable time, make the final inspection and issue a final certificate stating that the work provided for in this Contract has been completed and is accepted under the terms and conditions thereof, and that the entire balance due the Contractor as noted in said final certificate is due and payable. Before issuance of the final certificate the Contractor shall submit evidence satisfactory to the City that payrolls, material bills, and other indebtedness connected with the work under this Contract have been paid. The City shall make final payment as soon after issuance of the final certificate as practicable.

**ARTICLE IV – CONTRACT DOCUMENTS**

**(a) Contents**

1. The Contract documents consist of the following:
  - a. This Contract (pages 00 52 13-1 to 0052-13-3, inclusive).
  - b. Payment bond (pages 00 61 13-1 to 00 61 13-2, inclusive).
  - c. Performance bond (page 00 61 16-1).
  - d. General Conditions (pages 00 70 00-1 to 00 70 00-27, inclusive).

- e. Specifications as listed in the table of contents of the Project Manual.
  - f. Drawings consisting of \_\_\_\_ sheets with each sheet bearing the following general title: \_\_\_\_ [or] the Drawings listed on attached sheet index.
  - g. Addenda (numbers \_\_\_\_ to \_\_\_\_ inclusive), dated \_\_\_\_.
  - h. Exhibits to this Agreement (enumerated as follows):
    - 1) Contractor's Bid (pages 00 41 13-1 to 00 41 13-3, inclusive).
    - 2) Bid Schedule – Unit Prices (pages 00 41 43-1 to 00 41 43-, inclusive).
    - 3) Tabulation of Subcontractors (page 00 43 36-1).
    - 4) Documentation submitted by Contractor prior to Notice of Award (page 00 51 00-1).
  - i. The following which may be delivered or issued on or after the Effective Date of the Agreement and are not attached hereto:
    - 1) Notice to Proceed (page 00 55 00-1).
    - 2) Change Orders.
2. The documents listed in Paragraph (a) Contents, are attached to this Agreement (except as expressly noted otherwise above).
3. There are no Contract Documents other than those listed above in this Article IV.

IN WITNESS WHEREOF, the parties hereto have executed this Contract, the day and year first written above.

_____ (WITNESS)	_____ (CONTRACTOR)	_____ (SEAL)
_____ (WITNESS)	BY: _____	
	_____ (TITLE)	
	BY: _____	
	_____ (TITLE)	
	CITY OF DE PERE (SEAL)	

Approved as to Form By: \_\_\_\_\_ (CITY ATTORNEY)

Sufficient funds are available to provide for the payment of this obligation.

	_____ (COMPTROLLER)
BY: _____ (CITY MANAGER)	BY: _____ (CITY CLERK)

SECTION 00 55 00

NOTICE TO PROCEED

Date: \_\_\_\_\_

(CONTRACTOR NAME)

(ADDRESS)

(ADDRESS)

Project Description: 25-16 Interstate Highway 41 City Sign Replacement

You are hereby notified to commence work in accordance with the CONTRACT dated \_\_\_\_\_, within ten (10) days of this Notice. All work under this contract shall be completed within \_\_\_\_\_ (NUMBER IN WORDS) (\_\_\_#) consecutive days from the start of construction or \_\_\_\_\_ (DATE) whichever comes first.

\_\_\_\_\_  
Department of Public Works

By: Eric P. Rakers, P.E.  
Title: City Engineer

ACCEPTANCE OF NOTICE

Receipt of the above NOTICE TO PROCEED is hereby acknowledged by

\_\_\_\_\_, this \_\_\_\_\_ day of \_\_\_\_\_, 20\_\_\_\_.  
Company Name

\_\_\_\_\_  
Signature

BY: \_\_\_\_\_  
Printed Name

TITLE: \_\_\_\_\_

**SECTION 00 61 13**

**CITY OF DE PERE**

**PAYMENT BOND**

KNOW ALL MEN BY THESE PRESENTS: That (CONTRACTOR NAME), as Principal, hereinafter called Contractor, and \_\_\_\_\_, as Surety, hereinafter called Surety, are held and firmly bound unto the City of De Pere, a municipal corporation of the State of Wisconsin, as Obligee, hereinafter called the City, for the use and benefit of claimants as herein below defined in the amount of \_\_\_\_\_ (CONTRACT AMT. SPELLED OUT) (\$\_\_\_\_\_) for the payment whereof Contractor and Surety bind themselves, their heirs, executors, administrators, successors and assigns, jointly and severally, firmly by these presents.

WHEREAS, Contractor has by written agreement dated \_\_\_\_\_ (date to be affixed by City) entered into a contract with City for Project 25-16, in accordance with drawings and specifications prepared by the Director of Public Works of said City, which contract is by reference made a part hereof, and is hereinafter referred to as the CONTRACT.

NOW, THEREFORE, THE CONDITION OF THIS OBLIGATION is such that, if Contractor shall promptly make payments to all claimants as hereinafter defined, for all labor and material used or reasonably required for use in the performance of the CONTRACT, then this obligation shall be null and void; otherwise it shall remain in full force and effect, subject, however, to the following conditions.

1. A claimant is defined as one having a direct contract with Contractor or with a subcontractor of Contractor for labor, material, or both, used or reasonably required for use in the performance of the contract, labor and material being construed to include that part of water, gas, power, lights, heat, oil, gasoline, telephone service, or rental of equipment directly applicable to the contract.
2. The above named Contractor and Surety hereby jointly and severally agree with the City that every claimant as herein defined, who has not been paid in full before the expiration of a period of ninety (90) days after the date on which the last of such claimant's work or labor was done or performed, or materials were furnished by such claimant may sue on this bond for the use of such claimant in the name of the City, prosecute the suit to final judgment for such sum or sums as may be justly due claimant, and have execution thereon, provided, however, that the City shall not be liable for the payment of any costs or expenses of any such suit.
3. No suit or action shall be commenced hereunder by any claimant:
  - a. Unless claimant shall have given written notice to any two of the following: The Contractor, the City, or the Surety above named, within ninety (90) days after such claimant did or performed the last of the work or labor, or furnished the last of the materials for which said claim is made, stating with substantial accuracy the amount claimed and the name of the party to whom the materials were furnished, or for whom the work or labor was done or performed. Such notice shall be served by mailing the same by registered mail, postage prepaid, in an envelope addressed to the Contractor, City, or Surety, at any place where an office is regularly maintained for the transaction of business, or served in any manner in which legal process may be served in the State of Wisconsin, save that such service need not be made by a public officer.
  - b. After the expiration of one (1) year following the date on which Contractor ceased work on said CONTRACT.

**Project 25-16**  
**Interstate Highway 41 City Sign Replacement**

**City of De Pere**

- c. Other than in a state court of competent jurisdiction in and for the County or other political subdivision of the state in which the project, or any part thereof, is situated, or in the United States District Court for the district in which the project, or any part thereof, is situated, and not elsewhere.
- 4. The amount of this bond shall be reduced by and to the extent of any payment or payments made in good faith hereunder, inclusive of the payment by Surety of mechanics' liens, which may be filed or recorded against said improvement, whether or not claim for the amount of such lien be presented under and against this bond.

SIGNED AND SEALED THIS \_\_\_\_\_ DAY OF \_\_\_\_\_, 20\_\_.

In Presence of:

_____	_____	_____
(WITNESS)	(CONTRACTOR)	(SEAL)
_____	_____	_____
(WITNESS)	(SURETY)	(SEAL)



SECTION 00 61 16

CITY OF DE PERE

PERFORMANCE BOND

KNOW ALL MEN BY THESE PRESENTS: That (CONTRACTOR'S NAME), as Principal, hereinafter called Contractor, and \_\_\_\_\_, as Surety, hereinafter called Surety, are held and firmly bound unto the City of De Pere, a municipal corporation of the State of Wisconsin, as Obligee, hereinafter called City, in the amount of (AMOUNT WRITTEN OUT) (\$\_\_\_\_\_) for the payment whereof Contractor and Surety bind themselves, their heirs, executors, administrators, successors and assign, jointly and severally, firmly by these presents.

WHEREAS, Contractor has by written agreement dated \_\_\_\_\_ (date to be affixed by City), entered into a contract with the City for Project 25-16, in accordance with drawings and specifications prepared by the Director of Public Works of said City, which contract is by reference made a part hereof, and is hereinafter referred to as the CONTRACT.

NOW THEREFORE, THE CONDITION OF THIS OBLIGATION is such that, if the Contractor shall promptly and faithfully perform said CONTRACT, then this obligation shall be null and void; otherwise it shall remain in full force and effect.

Whenever Contractor shall be, and declared by the City to be in default under the CONTRACT, the City having performed City's obligations there under, the Surety may promptly remedy the default, or shall promptly

1. Complete the CONTRACT in accordance with its terms and conditions or
2. Obtain a bid or bids for submission to City for completing the CONTRACT in accordance with its terms and conditions, and upon determination by the City and Surety of the lowest responsible bidder, arrange for a contract between such bidder and City make available as work progresses (even though there should be a default or succession of defaults under the contract or contracts of completion arranged under this paragraph) sufficient funds to pay the cost of completion less the balance of the contract price; but not exceeding, including other costs and damages for which the Surety may be liable hereunder, the amount set forth in the first paragraph hereof. The term "balance of the contract price" as used in this paragraph shall mean the total amount payable by City to Contractor under the CONTRACT and any amendments thereto, less the amount properly paid by City to Contractor.

Any suit under this bond must be instituted before the expiration of two (2) years from the date on which final payment under the CONTRACT falls due. No right of action shall accrue on this bond to or for the use of any person or corporation other than the owner named herein or the heirs, executors, administrators or successors of City.

SIGNED AND SEALED THIS \_\_\_\_\_ DAY OF \_\_\_\_\_, 20\_\_\_\_\_.

In the Presence of:

_____ (WITNESS)	_____ (CONTRACTOR)	_____ (SEAL)
_____ (WITNESS)	_____ (SURETY)	_____ (SEAL)

SECTION 00 62 76

APPLICATION FOR PAYMENT

Contractor's Application for Payment No.

Application Period:	Application Date:
Owner: City of De Pere	Contractor:
	Contractor's Project No.:

APPLICATION FOR PAYMENT

Change Order Summary

Approved Change Orders			1. ORIGINAL CONTRACT PRICE:.....	
Number	Additions	Deductions	2. Net change by Change Orders and Written Amendments (+ or -):.....	\$0.00
			3. CURRENT CONTRACT PRICE (Line 1 plus Line 2):.....	\$0.00
			4. Total completed and stored to date Column H on Progress Estimate:.....	\$0.00
			5. Retainage (per Agreement):	
			a. Work Completed - Column H (95% up to 50% of Contract or 2.5% of 100% of Contract)	\$0.00
Total	\$0.00	\$0.00	6. AMOUNT ELIGIBLE TO DATE (Line 4 minus 5).....	\$0.00
NET CHANGE BY CHANGE ORDERS:			7. LESS PREVIOUS PAYMENTS (Line 6 from prior Application).....	\$0.00
			8. AMOUNT DUE THIS APPLICATION (Line 6 minus Line 7).....	\$0.00

CONTRACTOR'S CERTIFICATION

The undersigned Contractor certifies that:(1) all previous progress payments received from Owner on account of Work done under Contract have been applied on account to discharge Contractor's legitimate obligations incurred in connection with Work covered by prior Applications for Payment; (2) title of all Work, materials and equipment incorporated in said Work or otherwise listed in or covered by this Application for Payment will pass to Owner at time of payment free and clear of all Liens, security interests and encumbrances (except such as are covered by a Bond acceptable to Owner indemnifying Owner against any such Liens, security interest or encumbrances); and (3) all Work covered by the Application for Payment is in accordance with the Contract Documents and is not defective.

By:	Date:

Payment of:	\$	
	(Line 8 or other - attach explanation of other amount)	
is recommended by:		(Date)
	(Contractor)	
Payment of:	\$	
	(Line 8 or other - attach explanation of other amount)	
is recommended by:		(Date)
	(Owner)	

SECTION 00 65 16

CERTIFICATE OF SUBSTANTIAL COMPLETION

Project:	
Owner:	Owner's Contract No.:
Contractor:	

This [tentative] [definitive] Certificate of Substantial Completion applies to:

☐ All Work under the Contract Documents: ☐ The following specified portions of the Work:


Date of Substantial Completion

The Work to which this Certificate applies has been inspected by authorized representatives of Contractor and Engineer, and found to be substantially complete. The Date of Substantial completion of the Project or portion thereof designated above is hereby declared and is also the date of commencement of applicable warranties required by the Contract Documents, except as stated below.

A [tentative] [definitive] list of items to be completed or corrected is attached hereto. This list may not be all-inclusive, and the failure to include any items on such list does not alter the responsibility of the Contractor to complete all Work in accordance with the Contract Documents.

**The responsibilities between Owner and Contractor for security, operation, safety, maintenance, heat, utilities, insurance and warranties shall be as provided in the Contract Documents except as amended as follows:**

☐ Amended Responsibilities ☐ Not Amended

Owner's Amended Responsibilities:


Contractor's Amended Responsibilities:


**Project 25-16**  
**Interstate Highway 41 City Sign Replacement**

**City of De Pere**

The following documents are attached to and made part of this Certificate:

---

---

---

This Certificate does not constitute an acceptance of Work not in accordance with the Contract Documents nor is it a release of Contractor's obligation to complete the Work in accordance with the Contract Documents.

---

Executed by Engineer

---

Date

---

Accepted by Contractor

---

Date

**SECTION 01 10 00**

**SUMMARY OF WORK**

**PART 1 – GENERAL**

**1.1 SUMMARY**

- A. Section Includes
  - 1. References
  - 2. Work Covered by the Contract Documents
  - 3. Work Sequence/Schedule
  - 4. Use of Premises
  - 5. Warranty
  - 6. Project Utility Sources
  - 7. Miscellaneous Provisions

**1.2 REFERENCES**

- A. General Specifications. The work under this contract shall be in accordance with the City of De Pere, 2025 Construction Specifications and these Special Provisions and plans, and the latest edition of the Wisconsin Department of Transportation Standards Specifications for Highway and Structure Construction, where referenced in the City Specifications.
- B. Definitions. Any reference to the “state” or the “department” in said Standard Specifications shall mean the “City of De Pere” for the purposes of this contract.
- C. Industry Standards
  - 1. Unless the Contract Documents include more stringent requirements, applicable construction industry standards have the same force and effect as if bound or copied directly into the Contract Documents to the extent referenced. Such standards are made a part of the Contract Documents by reference.
  - 2. Comply with standards in effect as of date of the Contract Documents, unless otherwise indicated.
  - 3. If compliance with two or more standards is specified and the standards establish different or conflicting requirements for minimum quantities or quality levels, comply with the most stringent requirement.
  - 4. The quantity or quality level shown or specified shall be the minimum provided or performed. The actual installation may comply exactly with the minimum quantity or quality specified, or it may exceed the minimum within reasonable limits. To comply with these requirements, indicated numeric values are minimum or maximum, as appropriate, for the context of requirements.
  - 5. Each section of the specifications generally includes a list of reference standards normally referred to in that respective section. The purpose of this list is to furnish the Contractor

with a list of standards normally used for outlining the quality control desired on the project. The lists are not intended to be complete or all inclusive, but only a general reference of standards that are regularly referred to.

6. Each entity engaged in construction on the Project shall be familiar with industry standards applicable to its construction activity. Copies of applicable standards are not bound with the Contract Documents. Where copies of standards are needed to perform a required construction activity, obtain copies directly from the publication source and make them available on request.

### **1.3 WORK COVERED BY THE CONTRACT DOCUMENTS**

#### **A. Project Identification**

1. Project Location
  - a. Parcel WD-D0035-1-1 just north of 2020 Innovation Court
2. Work will be performed under the following prime contract:
  - a. Project 25-16 Interstate Highway 41 City Sign Replacement

#### **B. The Work includes:**

1. Demolition of existing City sign.
2. Fabrication, framing, and construction of new pylon sign.
3. Electrical installation.
4. Lighting installation.
5. Site restoration.

### **1.4 WORK SEQUENCE/SCHEDULE**

- A. Project shall be completed by November 21, 2025.
- B. It is anticipated that this project will be awarded at Finance and Personnel Committee on May 13, 2025 and then Common Council on May 20, 2025. After award, City staff will coordinate with the awarded contractor to finalize the contracts for this project. Once the contracts are finalized, materials can then be ordered for the new sign's fabrication.
- C. Conduct construction activities to maintain access and minimize disruption to 2020 Innovation Court. There is an easement for site access across the property, however materials and equipment shall be staged such that they do not interfere with parking or traffic circulation within the parking lot.
- D. No work shall occur on the following national holidays:
  1. Monday, May 26, 2025 – Memorial Day
  2. Friday, July 4, 2025 – Independence Day
  3. Monday, September 1, 2025 – Labor Day

- E. Brown County Highway Department is constructing CTH GV along existing Southbridge Road between French Road and Lawrence Drive. No access to Innovation Court will be provided off French Road. Roundabout Construction at the intersection of Lawrence Drive and Southbridge Road is ongoing. Please see Exhibits 5 and 6 for construction staging details and heavy truck route information. Site access is anticipated to be the following:
1. Construction Stage 2 (April 28 through July 3): The northern and eastern legs of the intersection of Lawrence Drive and Southbridge Road will be closed to accommodate roundabout construction. To access innovation court, take the following route:
    - a. On Interstate Highway 41, take exit 157 onto Freedom Road (CTH S).
    - b. On CTH S, continue northeast to Southbridge Road.
    - c. Turn west onto Southbridge Road towards Innovation Court.
    - d. Turn north onto Innovation Court.
  2. Construction Stage 3 (July 3 through August 27): The southern leg of the intersection of Lawrence Drive and Southbridge Road will be closed to accommodate roundabout construction. Access to Innovation Court will be limited to the truck route on Southbridge Road from American Boulevard. Access off Lawrence Drive will be prohibited during this phase as Lawrence Drive is not a truck route between Southbridge Road and Fortune Avenue.
    - a. On Interstate Highway 41, take exit 161 onto Scheuring Road (CTH F).
    - b. On Scheuring Road, continue east to American Boulevard.
    - c. Turn south onto American Boulevard to Southbridge Road.
    - d. Turn west onto Southbridge Road to Innovation Court.
    - e. Turn north onto Innovation Court.
  3. Construction Stage 4: No traffic restrictions are anticipated. All work at this intersection is anticipated to be completed by September 15, 2025.

#### **1.5 USE OF PREMISES**

- A. Contractor shall have full use of the premises for construction operations, including use of the Project Site, as allowed by law, ordinances, permits, easement agreements and the Contract documents.
- B. Contractor's use of premises is limited only by Owner's right to perform work or to retain other contractors on portions of the Project.
- C. The Project Site is limited to property boundaries, rights-of-way, easements, and other areas designated in the Contract Documents.
- D. Provide protection and safekeeping of material and products stored on or off the premises.
- E. Move any stored material or products which interfere with operations of Owner or other Contractors.

**1.6 WARRANTY**

- A. The Contractor warrants and guarantees to the City that all work shall be in accordance with the Contract Documents and will not be defective. Prompt notice of all defects will be given to the Contractor. All defective work, whether or not in place, may be rejected, corrected or accepted as provided in this proposal.
- B. If within one (1) year after the date of contract work completion or such longer period of time as may be prescribed by law or by the terms of any applicable special guarantee required by the Contract Documents or by a special provision of the Contract Documents, any work is found to be defective, the Contractor shall comply in accordance with the City's written instructions. These written instructions will include either correcting such defective work or, if it has been rejected by the City, removing it from the site and replacing it with non-defective work. If the Contractor does not promptly comply with the terms of such instructions, or in an emergency where delay would cause serious risk or loss or damage, the City may have the defective work corrected or the rejected work removed and replaced. All direct and indirect costs of correction or removal and replacement of defective work, including compensation for additional professional services, shall be paid by the Contractor.
- C. A five (5) year warranty period is required for all structural components of the sign.

**1.7 PROJECT UTILITY SOURCES**

- A. Green Bay Metropolitan Sewer District (NEW Water), Lisa Sarau, ([lsarau@newwater.us](mailto:lsarau@newwater.us)) (920-438-1039)
- B. AT&T, Kyle Weber, ([kw715w@att.com](mailto:kw715w@att.com)) (920-221-5969)
- C. Wisconsin Public Service, Bob Laskowski, ([rtlaskowski@wisconsinpublicservice.com](mailto:rtlaskowski@wisconsinpublicservice.com)) (920-617-2775)
- D. Charter, Vince Albin, ([vince.albin@charter.com](mailto:vince.albin@charter.com)) (920-378-0444)
- E. Nsight, Rick Vincent, ([rick.vincent@nsight.com](mailto:rick.vincent@nsight.com)) (920-617-7316)
- F. TDS Metrocom, Steve Jakubiec, ([steve.jakubiec@tdstelecom.com](mailto:steve.jakubiec@tdstelecom.com)) (920-882-4166)
- G. Net-Lec (Mi-Tech Services), Dennis Lafave, ([dlafave@mi-tech.us](mailto:dlafave@mi-tech.us)) (920-619-9774)
- H. CenturyLink, Relocation Team, ([relocations@lumen.com](mailto:relocations@lumen.com)) (800-871-9244)
- I. Central Brown County Water Authority, Rob Michaelson, ([rmichaelson@mpu.org](mailto:rmichaelson@mpu.org)) (920-686-4354)



**1.8 MISCELLANEOUS PROVISIONS**

- A. The City will coordinate with 2020 Innovation Court for notification of the start of construction and the anticipated construction duration.

**PART 2 – PRODUCTS**

**PART 3 – EXECUTION**

**END OF SECTION**

SECTION 01 22 05

MEASUREMENT AND PAYMENT SPECIAL CONSTRUCTION

PART 1 – GENERAL

1.1 SUMMARY

- |   |  |
|---|--|
| A. Section includes:  | <u>Bid Item No.</u>                    |
| 1. Sign Demolition and Removal                                | SC-01                                  |
| 2. Main Cabinet Fabrication, Framing, Sheeting, and Assembly  | SC-02, SC-03, SC-04,<br>SC-05, & SC-06 |
| 3. Curved Shroud Fabrication, Framing, Sheeting, and Assembly | SC-07                                  |
| 4. Logo Cabinet Fabrication, Framing, Sheeting, and Assembly  | SC-08                                  |
| 5. Letters Fabrication, Framing, Sheeting, and Assembly       | SC-09, SC-10, SC-11, & SC-12           |
| 6. Final Sign Assembly  | SC-13                                  |
| 7. Electrical and Lighting                                    | SC-14                                  |
- B. Unit Prices include:
1. Defined work for each Unit Price Item which will provide a functionally complete Project when combined with all unit price items. If there are specific work items which the Contractor believes are not identified in any Unit Price Item, but is required to provide a functionally complete Project, then the identified specific work items shall be included in the appropriate Unit Price Item.
  2. The method of measurement for payment.
  3. The price per unit for payment.

1.2 GENERAL WORK ITEMS

- A. Include with the appropriate Unit Price Item the following work items which are common to the Unit Price Items for special construction.
- B. If there is a specific Unit Price Item for any of the following items, then the work item shall be included with that specific unit price item.
1. Traffic Control.
  2. Loading, hauling and disposing of surplus material.
  3. All labor, materials, equipment, supervisions, taxes, insurance, business license, permits, and markup to render the scope of work complete.
  4. Protection and delivery of all materials onsite for sign installation.
  5. Maintenance, protection, replacement and/or repair of facilities not designated for alteration on the Site beyond the limits identified.
  6. Landscaping – turf establishment surface restoration for areas damaged during construction.
  7. Dust control.
  8. Restroom facilities.

9. Regulatory requirements.
10. Easement requirements.
11. Quality assurance and quality control testing and inspections.
12. Shop drawings and other submittals.

**1.3 SIGN DEMOLITION AND REMOVAL**

- A. The unit price for Sign Demolition and Removal work includes:
  1. General Work Items of Article 1.2.
  2. Remove the existing sign structure from the existing concrete foundation. The foundation is to remain untouched and in place.
  3. Loading hauling and disposing of the sign.
- B. Measurement of payment will not be made.
- C. The unit of measurement for payment is lump sum.

**1.4 MAIN CABINET FABRICATION, FRAMING, SHEETING, AND ASSEMBLY**

- A. The unit price for Main Cabinet Fabrication, Framing, Sheeting, and Assembly work includes:
  1. General Work Items of Article 1.2.
  2. Providing and installing aluminum and steel wall angle of the size and length indicated in the plan sheets.
  3. Providing and installing 0.125 aluminum sheeting of color designated in the plans for all faces or sides.
  4. Cutting radius into steel angles where shown in plans. No radius cut in top-most angles.
  5. Removing all sharp edges and burrs.
  6. Grinding and dressing of visible welds to a tolerance of +/- 1/32 inch unless otherwise stated.
  7. Bolting together of cabinets.
  8. Attaching removal sheeting panels with countersunk fasteners.
  9. Providing and installing 3 inch angle pieces to reinforce all 3-inch angle junctions.
  10. Providing ½-inch holes in the cabinet as directed in the plan sheets.
  11. Providing and installing all bolts, washers and nuts for cabinet assembly.
  12. Bolting or welding of spacer frames onto main cabinet frames.
  13. Gluing of sheeting onto cabinet frames as detailed in the plan sheets.
- B. Measurement of payment will not be made.
- C. The unit of measurement for payment is lump sum.

**1.5 CURVED SHROUD FABRICATION, FRAMING, SHEETING, AND ASSEMBLY**

- A. The unit price for Curved Shroud Fabrication, Framing, Sheeting, and Assembly work includes:

1. General Work Items of Article 1.2.
2. Providing and installing aluminum and steel wall angle and tubing of the size and length indicated in the plan sheets.
3. Providing and installing routed 0.125 aluminum sheeting for all faces.
4. Painting of aluminum sheeting to match colors designated on the plan sheets.
5. Providing and installing 0.080 aluminum sheeting for all sides.
6. Removing all sharp edges and burrs.
7. Grinding and dressing of visible welds to a tolerance of +/- 1/32 inch unless otherwise stated.
8. Providing and installing 2-inch angle in back of frame that lines up with the main shroud.
9. Providing and installing 1-inch jack struts wherever face and back framing members cross.
10. Rolling of corners to match routed faces.
11. Fabrication and assembly of curved shrouds.
12. Gluing of sheeting onto cabinet frames as detailed in the plan sheets.

B. Measurement of payment will actual number of Curved Shrouds fabricated, framed, sheeted, and assembled.

C. The unit of measurement for payment is each.

#### **1.6 LOGO CABINET FABRICATION, FRAMING, SHEETING, AND ASSEMBLY**

- A. The unit price for Logo Cabinet Fabrication, Framing, Sheeting, and Assembly work includes:
1. General Work Items of Article 1.2.
  2. Providing and installing aluminum and steel wall angle of the size and length indicated in the plan sheets.
  3. Providing and installing flex face with applied graphics.
  4. Providing and installing 0.080 aluminum sheeting for logo cabinet sides.
  5. Providing and installing 0.063 aluminum sheeting for logo cabinet back.
  6. Providing and installing SIGNCOMP 2104 retro frame and SIGNCOMP 2125 retro frame cover.
  7. Removing all sharp edges and burrs.
  8. Grinding and dressing of visible welds to a tolerance of +/- 1/32 inch unless otherwise stated.
  9. Providing and installing extra 45 degree supports around whole frame.
  10. Kerf-Cutting angle for curve in logo cabinet.
  11. Kerf-Cutting SIGNCOMP extrusion and retainer into curve in logo cabinet.
  12. Screwing cover into SIGNCOMP extrusion.
  13. Welding SIGNCOMP extrusion to angle frame.
  14. Providing mounting holes into logo cabinets as shown on the plan sheets.
  15. Finishing holes through back once attached.
  16. Fabrication and assembly of logo cabinets.

- B. Measurement of payment will actual number of Logo Cabinets fabricated, framed, sheeted, and assembled.
- C. The unit of measurement for payment is each.

**1.7 LETTERS FABRICATION, FRAMING, SHEETING, AND ASSEMBLY**

- A. The unit price for Letters Fabrication, Framing, Sheeting, and Assembly work includes:
  - 1. General Work Items of Article 1.2.
  - 2. Removing all sharp edges and burrs.
  - 3. Grinding and dressing of visible welds to a tolerance of +/- 1/32 inch unless otherwise stated.
  - 4. Providing and installing aluminum and steel wall angle and tubing of the size and length indicated in the plan sheets.
  - 5. Fabrication and assembly of the two letter mount frames.
  - 6. Providing 0.063 aluminum sheeting on top, bottom and one end of the letter mount frames.
  - 7. Gluing of sheeting onto cabinet frames as detailed in the plan sheets.
  - 8. Providing and installing button head screws to mount removable, bottom sheeting panel.
  - 9. Providing ½-inch holes in both sides of the letter frame.
  - 10. Bending 0.080 aluminum sheeting shroud and end caps for letter raceway frame.
  - 11. Welding of end caps onto letter raceway frame.
  - 12. Gluing of sheeting to top of letter raceway frame.
  - 13. Welding of 1-inch square tube in bottom of raceway.
  - 14. Cutting and removing of sheeting glued behind seam of raceway.
  - 15. Routing ¼-inch aluminum letter backs including mounting tab and holes.
  - 16. Forming 0.125-inch aluminum returns in backer letters of size and location shown on the plans.
  - 17. Routing 0.125-inch aluminum faces in backer letters of size and location shown on the plans.
  - 18. Fully welding backer letters.
  - 19. Individually painting backer letters.
  - 20. Providing and installing screws to attach backer letters to letter raceway frames.
  - 21. Providing 5-inch channel letters mounted centered on front of backer letters of material shown on the plan sheets.
  - 22. Providing removable 0.063 aluminum bottom panels for raceway.
  - 23. Fabrication and assembly of letters mounts, raceway frames, backer letters, and channel letters.
- B. Measurement of payment will actual number of Letters fabricated, framed, sheeted, and assembled.
  - 1. Each unit is comprised of the letter mount, letter raceway frame, backer letters, and channel letter assemblies spelling "DE PERE".
- C. The unit of measurement for payment is each.

**1.8 FINAL SIGN ASSEMBLY**

- A. The unit price for Letters Fabrication, Framing, Sheeting, and Assembly work includes:
  - 1. General Work Items of Article 1.2.
  - 2. Removing all sharp edges and burrs.
  - 3. Grinding and dressing of visible welds to a tolerance of +/- 1/32 inch unless otherwise stated.
  - 4. Bolting curved shrouds to main cabinet.
  - 5. Bolting logo cabinets to main cabinet.
  - 6. Bolting letter mount frames to main cabinet.
  - 7. Bolting letter assemblies to letter mounts and shrouds.
  - 8. Providing and installing spanners of length and dimensions as shown on the plan sheets.
  - 9. Providing and installing button head screws for spanner installation.
  - 10. Providing and installing 0.125 aluminum sheeting panels.
  - 11. Routing and bending of panels between logo cabinets.
- B. Measurement of payment will not be made.
- C. The unit of measurement for payment is lump sum.

**1.9 ELECTRICAL AND LIGHTING**

- A. The unit price for Letters Fabrication, Framing, Sheeting, and Assembly work includes:
  - 1. General Work Items of Article 1.2.
  - 2. Providing and installing Hanley Phoenix 3 cool white lights for channel letters and logo cabinets.
  - 3. Providing and installing principal sloan street wrap flex back-bend RGB LED (M-SX0224-3C) of length and location as designated on the plan sheets.
  - 4. Providing and installing PVC conduit in cabinet.
  - 5. Fabricating power supply box.
  - 6. Mounting power supply box on panel in bottom of cabinet.
  - 7. Providing and installing gromets and mechanical fasteners to hold LED lighting systems in place.
  - 8. Providing and installing low-voltage wire to power lighting systems.
  - 9. Connecting newly installed sign to existing power meter.
  - 10. Permitting of meter installation.
  - 11. Inspection of meter installation.
- B. Measurement of payment will not be made
- C. The unit of measurement for payment is lump sum.

**END OF SECTION**

**SECTION 01 29 00**

**PAYMENT PROCEDURES**

**PART 1 – GENERAL**

**1.1 SUMMARY**

**A. This section includes:**

1. Administrative and procedural requirements necessary to prepare and process Applications for Payment.

**1.2 SCHEDULE OF VALUES**

- A. Unit Price work will be the Schedule of Values used as the basis for reviewing Applications for Payment.**

**1.3 APPLICATIONS FOR PAYMENT**

- A. Each Application for Payment shall be consistent with previous applications and payments as recommended by the Engineer and approved by Owner.**
- B. The date for each progress payment should be the 3<sup>rd</sup> Wednesday of each month. The period covered by each Application for Payment starts on the day following the end of the preceding period and ends the 4<sup>th</sup> Friday of the Month.**
- C. Use forms provided by Engineer for Applications for Payment. Sample copy of the Application for Payment and Continuation Sheet is included in Section 00 62 76.**
- D. Application Preparation Procedures**
1. When requested by the Contractor, the Engineer will determine the actual quantities and classifications of Unit Price Work performed.
    - a. Preliminary determinations will be reviewed with the Contractor before completing Application for Payment.
    - b. Engineer will complete the Application for Payment based on Engineer's decision on actual quantities and classifications.
    - c. Engineer will submit three original copies of Application for Payment to Contractor for certification of all three original copies.
    - d. Contractor shall submit signed Application for Payment to Owner for approval within time frame agreed to at the Preconstruction Conference.
  2. If payment is requested for materials and equipment not incorporated in the Work, then the following shall be submitted with the Application for Payment:
    - a. Evidence that materials and equipment are suitably stored at the site or at another location agreed to in writing.

- b. A bill of sale, invoice, or other documentation warranting that the materials and equipment are free and clear of all liens.
    - c. Evidence that the materials and equipment are covered by property insurance.
  3. Complete every entry on form. Execute by a person authorized to sign legal documents on behalf of Contractor.
- E. With each Application for Payment, submit waivers of liens from subcontractors and suppliers for the construction period covered by the previous application.
  1. Submit partial waivers on each item for amount requested before deduction for retainage on each item.
  2. When an application shows completion for an item, submit final or full waivers.
  3. Owner reserves the right to designate which entities involved in the Work shall submit waivers.
  4. Submit final Application for Payment with or preceded by final waivers from every entity involved with performance of the Work covered by the application.
  5. Submit waivers of lien on forms executed in a manner acceptable to Owner.
- F. The following administrative actions and submittals shall precede or coincide with submittal of first Application for Payment:
  1. List of subcontractors.
  2. Schedule of Values (For Lump Sum Work).
  3. Contractor's construction schedule.
- G. Submit final Application for Payment with releases and supporting documentation not previously submitted and accepted including, but not limited, to the following:
  1. Evidence of completion of Project closeout requirements.
  2. Insurance certificates for products and completed operations where required and proof that taxes, fees, and similar obligations were paid.
  3. Updated final statement, accounting for final changes to the Contract Sum.
  4. Consent of Surety to Final Payment.
  5. Final lien waivers as evidence that claims have been settled.
  6. Final liquidated damages settlement statement.

## **PART 2 – PRODUCTS**

## **PART 3 – EXECUTION**

**END OF SECTION**



**SECTION 01 33 00**

**SUBMITTALS**

**PART 1 – GENERAL**

**1.1 SUMMARY**

- A. Section includes administrative and procedural requirements for submittals:
  - 1. Progress Schedule.
  - 2. Schedule of Shop Drawings and Sample Submittals.
  - 3. Shop Drawings.
- B. Failure to meet Submittal requirements to the satisfaction of the Engineer will constitute unsatisfactory performance of the work in accordance with the Contract Documents, therefore, the Engineer may recommend to the Owner that all or a portion of payments requested during the corresponding pay period be withheld until these requirements are met.

**1.2 SUBMITTAL PROCEDURES**

- A. Coordination: Transmit each submittal sufficiently in advance of performance of related construction activities to avoid delay.
  - 1. Coordinate each submittal with fabrication, purchasing, testing, delivery, other submittals, and related activities that require sequential activity.
  - 2. Coordinate transmittal of different types of submittals for related elements of the work so processing will not be delayed by the need to review submittals concurrently for coordination.
    - a. The Engineer reserves the right to withhold action on a submittal requiring coordination with other submittals until all related submittals are received.
  - 3. To avoid the need to delay installation as a result of the time required to process submittals, allow sufficient time for submittal review, including time for re-submittals.
    - a. Allow two weeks for initial submittal.
    - b. Allow two weeks for reprocessing each submittal.
    - c. No extension of Contract Time will be authorized because of failure to transmit submittals to the Engineer sufficiently in advance of the work to permit processing.
- B. Submittal Preparation: Place a permanent label or title block on each submittal for identification. Indicate the name of the entity that prepared each submittal on the label or title block.
  - 1. Assign a reference number to each submittal and re-submittal.
  - 2. Provide a space approximately four (4) by five (5) inches (100 by 125 mm) on the label or beside the title block on Shop Drawings to record the Contractor's review and approval markings and the action taken.
  - 3. Include the following information on the label for processing and recording action taken.

- a. Project name.
    - b. Date.
    - c. Name and address of the Engineer.
    - d. Name and address of the Contractor.
    - e. Name and address of the subcontractor.
    - f. Name and address of the supplier.
    - g. Name of the manufacturer.
    - h. Number and title of appropriate Specification Section.
    - i. Drawing number and detail references, as appropriate.
  4. Each submittal shall be stamped by the Contractor indicating that submittal was reviewed for conformance with the Contract Documents. The Engineer will not accept unstamped submittals.
- C. Submittal Transmittal: Package each submittal appropriately for transmittal and handling. Transmit each submittal to the Engineer. The Engineer will not accept submittals received from sources other than the Contractor.
1. On the transmittal, record relevant information and requests for Engineer action. On a form, or separate sheet, record deviations from Contract Document requirements, including variations, limitations, and justifications. Include Contractor's certification that information complies with Contract Document requirements.

### **1.3 CONTRACTOR'S PROGRESS SCHEDULE**

- A. Prepare and submit to the Engineer within 10 (ten) days after the Effective Date of the Agreement, four copies of a preliminary progress schedule of the work activities from Notice to Proceed until Substantial Completion.
1. Provide sufficient detail of the work activities comprising the schedule to assure adequate planning and execution of the work, such that in the judgment of the Engineer, it provides an appropriate basis for monitoring and evaluation of the progress of the work. A work activity is defined as an activity which requires substantial time and resources (manpower, equipment, and/or material) to complete and must be performed before the contract is considered complete.
  2. The schedule shall indicate the sequence of work activities. Identify each activity with a description, start date, completion date and duration. Include, but do not limit to the following items, as appropriate to this contract:
    - a. Shop drawing review by the Engineer.
    - b. Excavation and grading.
    - c. Asphalt and concrete placement sequence.
    - d. Restoration.
    - e. Construction of various segments of utilities.
    - f. Subcontractor's items of work.
    - g. Allowance for inclement weather.
    - h. Contract interfaces, date of Substantial Completion.
    - i. Interfacing and sequencing with existing facilities and utilities.

- j. Sequencing of major construction activities.
  - k. Milestones and completion dates.
- B. Distribution: Following response to the initial submittal, print and distribute copies of the revised construction schedule to the Engineer, Subcontractors, and other parties required to comply with scheduled dates. When revisions are made, distribute to the same parties. Delete parties from distribution when they have completed their assigned portion of the work and are no longer involved in construction activities.
- C. Schedule Updating: Revise the schedule after each meeting, event, or activity where revisions have been recognized or made. Issue the updated schedule concurrently with the report of each meeting.
- D. Punch List: Prepare and submit to the Engineer within ten (10) days after substantial completion a detailed progress schedule for outstanding work and punch list items.

#### **1.4 SCHEDULE OF SHOP DRAWINGS AND SAMPLE SUBMITTALS**

- A. Submit electronic or one (1) hard copy of preliminary submittal schedule in accordance with the General Conditions of the Contract and as follows:
- 1. Coordinate submittal schedule with the subcontractors, Schedule of Values, and of products as well as the Contractor's Progress Schedule.
  - 2. Prepare the schedule in chronological order. Provide the following information:
    - a. Scheduled date for the first submittal.
    - b. Related Section number.
    - c. Submittal category (Shop Drawings, Product Data, or Samples).
    - d. Name of the subcontractor.
    - e. Description of the part of the work covered.
    - f. Scheduled date for the Engineer's final release or approval.
- B. Distribution: Following response to the initial submittal, print and distribute copies of the revised construction schedule to the Engineer, Subcontractors, and other parties required to comply with scheduled dates. Post copies in the field office. When revisions are made, distribute to the same parties. Delete parties from distribution when they have completed their assigned portion of the work and are no longer involved in construction activities.
- C. Schedule Updating: Revise the schedule after each meeting or activity where revisions have been recognized or made. Issue the updated schedule concurrently with the report of each meeting.

#### **1.5 SHOP DRAWINGS**

- A. Submit newly prepared information drawn accurately to scale. Highlight, encircle, or otherwise indicate deviations from the Contract Documents. Do not reproduce Contract Documents or

copy standard information as the basis of Shop Drawings. Standard information prepared without specific reference to the Project is not a Shop Drawing.

- B. Collect product data into a single submittal for each element of construction of system. Product data includes printed information, such as manufacturer's installation instructions, catalog cuts, standard color charts, roughing-in diagrams and templates, standard wiring diagrams, and performance curves.
  - 1. Mark each copy to show actual product to be provided. Where printed Product Data includes information on several products that are not required, mark copies to indicate the applicable information. Include the following information:
    - a. Manufacturer's printed recommendations.
    - b. Compliance with trade association standards.
    - c. Compliance with recognized testing agency standards.
    - d. Application of testing agency labels and seals.
    - e. Notation of dimensions verified by field measurement.
    - f. Notation of coordination requirements.
- C. Do not use shop drawings without an appropriate final stamp indicating action taken.
- D. Submittals: Submit electronic or one (1) hard copy of each required submittal. The Engineer will scan and return the submittal to the Contractor marked with action taken and corrections or modifications required.
- E. Distribution: Furnish copies of reviewed submittal to installers, subcontractors, suppliers, manufacturers, fabricators, and others required for performance of construction activities. Show distribution on transmittal forms. Maintain one copy at the project site for reference.
  - 1. Do not proceed with installation until a copy of the Shop drawing is in the Installer's possession.
  - 2. Do not permit use of unmarked copies of the Shop Drawing in connection with construction.

## **1.6 ENGINEER'S ACTION**

- A. Except for submittals for the record or information, where action and return is required, the Engineer will review each submittal, mark to indicate action taken, and return promptly. The Engineer will stamp each submittal with a uniform action stamp. The Engineer will mark the stamp appropriately to indicate the action taken, as follows:
  - 1. "No Exceptions Taken": The work covered by the submittal may proceed provided it complies with notations or corrections on the submittal and requirements of the Contract Documents.
  - 2. "Make Corrections Noted": The work covered by the submittal may proceed provided it complies with notations or corrections on the submittal and requirements of the Contract Documents.

3. "Amend and Resubmit": Do not proceed with work covered by the submittal. Resubmit without delay. Do not use, or allow others to use, submittals marked "Amend and Resubmit" at the Project Site or elsewhere where work is in progress.
  4. "Rejected – See Remarks": Do not proceed with work covered by the submittal. Resubmit without delay. Do not use, or allow others to use, submittals marked "Rejected and Resubmit" at the Project Site or elsewhere where work is in progress.
- B. Unsolicited Submittals: The Engineer will return unsolicited submittals to the sender without action.

**PART 2 – PRODUCTS**

**PART 3 – EXECUTION**

**END OF SECTION**

**SECTION 01 41 00**

**REGULATORY REQUIREMENTS**

**PART 1 – GENERAL**

**1.1 SUMMARY**

- A. Section Includes:
  - 1. Underground Utilities.
  - 2. Property Monuments.
  - 3. Traffic Control.

**1.2 UNDERGROUND UTILITIES**

- A. Under the provisions of Wisconsin Statutes, Section 182.0175, all contractors, subcontractors, and any firm or individual intending to do work on this Contract shall contact all utility firms in the affected area of construction a minimum of three (3) working days prior to beginning construction so that affected utilities will be located and marked.

**1.3 PROPERTY MONUMENTS**

- A. Protect iron pipe monuments from movement.
- B. The cost of replacement of any monuments moved or destroyed during construction shall be the Contractor's responsibility.
- C. Perpetuation of destroyed or moved monuments shall be performed in accordance with state statutes by a registered land surveyor.

**1.4 TRAFFIC CONTROL**

- A. Provide traffic control facilities including barricades, signs, lights, warning devices, pavement markings, flaggers, etc.
- B. Construct and use traffic control facilities in accordance with the U.S. D. O. T. Federal Highway Administration's Manual on Uniform Traffic Control Devices for Streets and Highways.
- C. Maintain traffic control devices as required to properly safeguard the public travel through final completion, including during periods of suspension of work.

**PART 2 – PRODUCTS (Not used)**

**PART 3 – EXECUTION (Not used)**

**END OF SECTION**

**EXHIBIT 1**

**EXISTING SIGN & LOCATION**

U.S. HWY  
41



EXISTING CITY SIGN



EXISTING SIGN BASE LOOKING NORTH



VACANT ELECTRIC METER A FEW  
FEET WEST OF EXISTING SIGN  
LOCATION



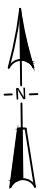
EXISTING SIGN BASE LOOKING WEST

ELECTRIC METER

SIGN LOCATION

10' WIDE EASEMENT

20' WIDE EASEMENT



0 30' 60'

NOTE:

1. UNITED HEALTH PARKING LOT CAN BE  
ACCESSSED VIA INNOVATION COURT
2. EXISTING SIGN BASE TO STAY IN PLACE  
AND TO BE USED FOR NEW SIGN

EXHIBIT: 1

EXIST SIGN & LOCATION

PROJECT: I41 CITY SIGN  
REPLACEMENT

DATE: 03/2025

BY: MJT

CHECKED: CKK

ENGINEERING DIVISION

925 S. SIXTH ST

DE PERE, WI 54115

OFFICE 920-339-4061

FAX 920-339-4071



**EXHIBIT 2**

**SITE ACCESS**



U.S. HWY  
41

SIGN LOCATION

WD-D0035-1-2

WD-D0030-1

WD-D0035-1

WD-D0035-1-1

20' WIDE SIGN  
ACCESS EASEMENT

10' WIDE EASEMENT

WD-D0036-2  
2020

WD-D0036-1

WD-D0035-1

INNOVATION  
COURT

WD-D0036

WD-D0033  
2121

EXHIBIT: 2

SITE ACCESS

PROJECT: I41 CITY SIGN  
REPLACEMENT

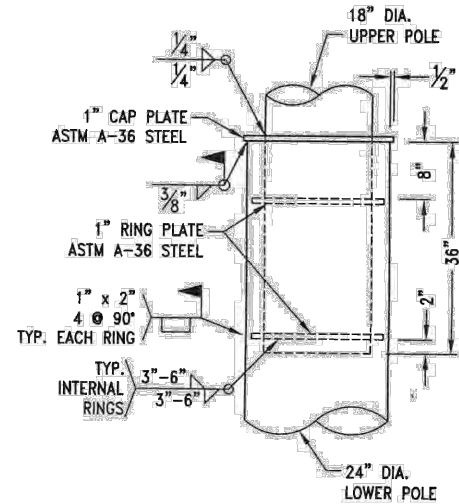
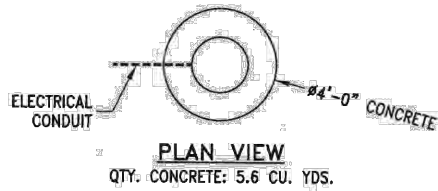
DATE: 03/2025  
BY: MJT  
CHECKED: CKK

ENGINEERING DIVISION  
925 S. SIXTH ST  
DE PERE, WI 54115  
OFFICE 920-339-4061  
FAX 920-339-4071



**EXHIBIT 3**

**2015 CITY SIGN FOUNDATION DETAIL**



**JOINT DETAIL**

5/15/15

Ø18" x 1/2" WALL ASTM A-252 Gr. 3 STEEL PIPE  
31'-0" THRU CLADDING AND SIGN + 3'-0" INSERTED  
= 34'-0" LG.

**FOUNDATION DESIGN NOTES:**

1. Concrete shall have a minimum compressive strength of 3000 PSI at 28 days.
2. Caisson footing designed using a soil bearing force of 250 PSF per foot lateral. If this soil condition does not exist, it is the Erector's responsibility to have a new base designed for the existing soil conditions by a Licensed Structural Engineer.

**DESIGN WIND LOAD:**

Based on the Wisconsin Commercial Building Code (2009 IBC) using Exposure C and 90 mph wind speed.

Ø24" x 0.375" WALL ASTM A-252 Gr. 3 STEEL PIPE EMBEDDED IN FOOTING.  
NOTE SLOTS: 18" FROM BOTTOM TO ALLOW CONCRETE INSIDE POLE FOR WATER EXCLUSION.  
4'-0" ABOVE GRADE + 15'-6" BURIED = 19'-6" LG.

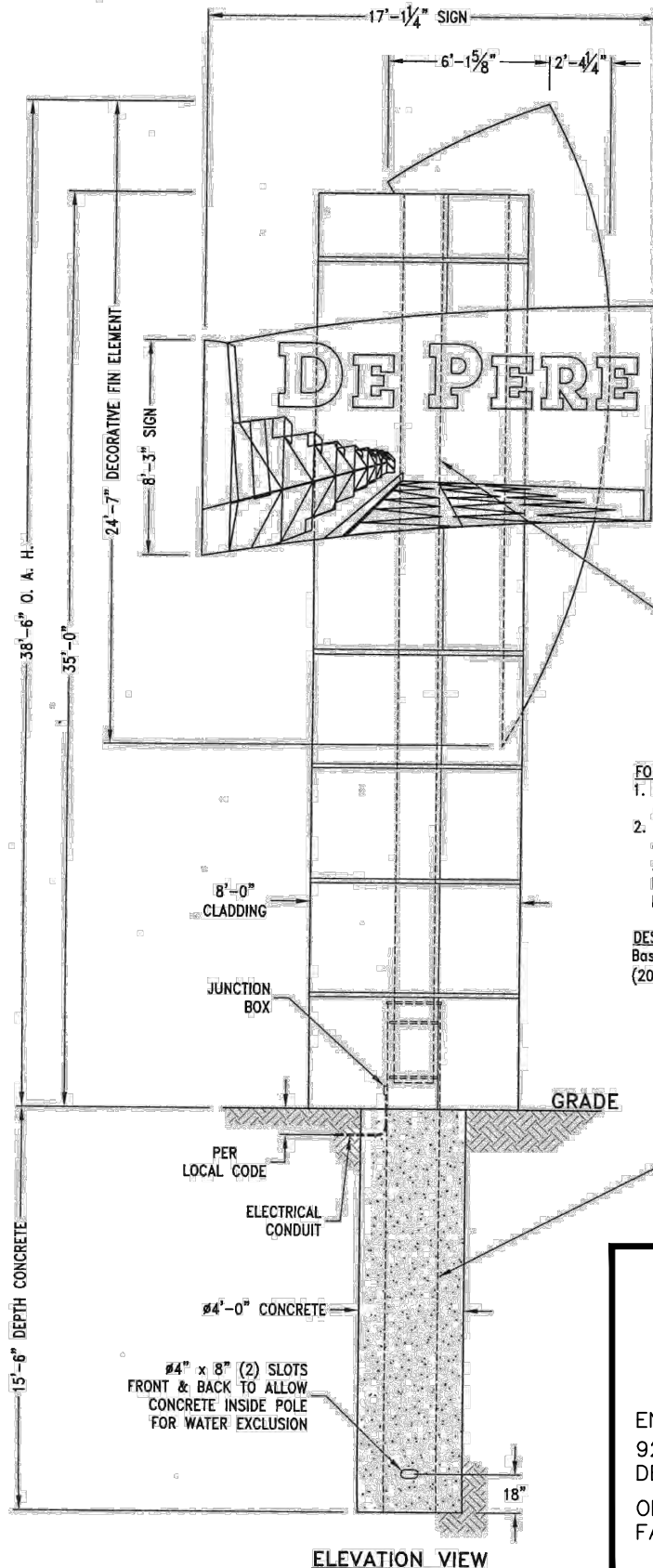


EXHIBIT: 3

2015 FOUNDATION DETAIL

PROJECT: I41 CITY SIGN REPLACEMENT

ENGINEERING DIVISION

925 S. SIXTH ST  
DE PERE, WI 54115

OFFICE 920-339-4061  
FAX 920-339-4071

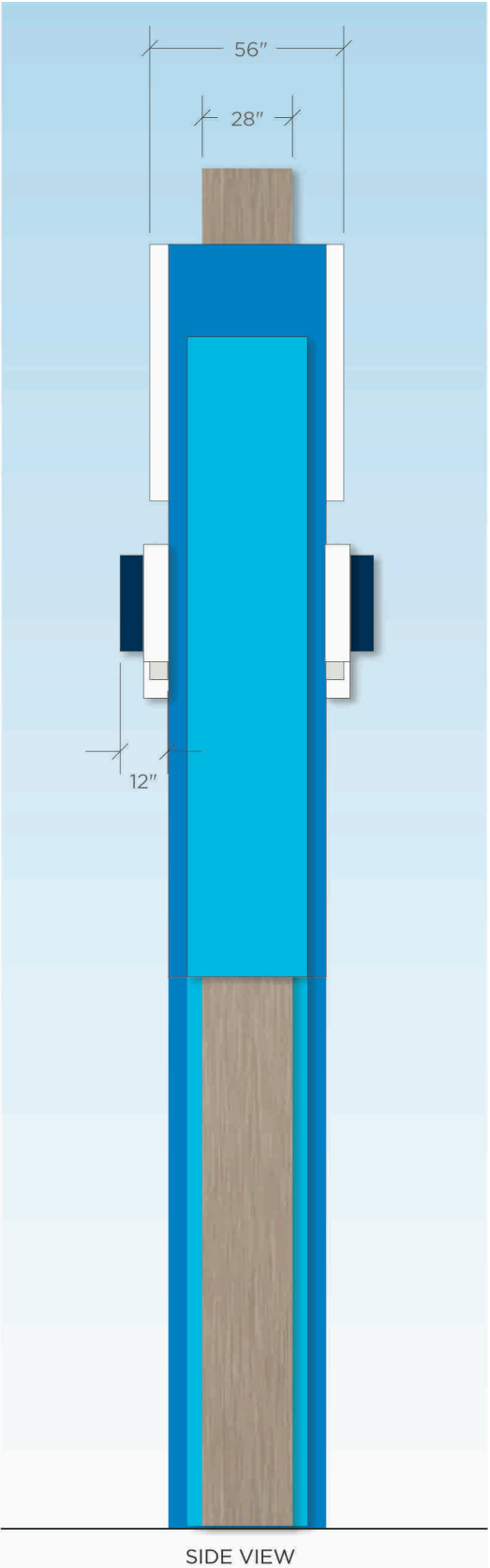

DATE: 03/2025

BY: MJT

CHECKED: CKK

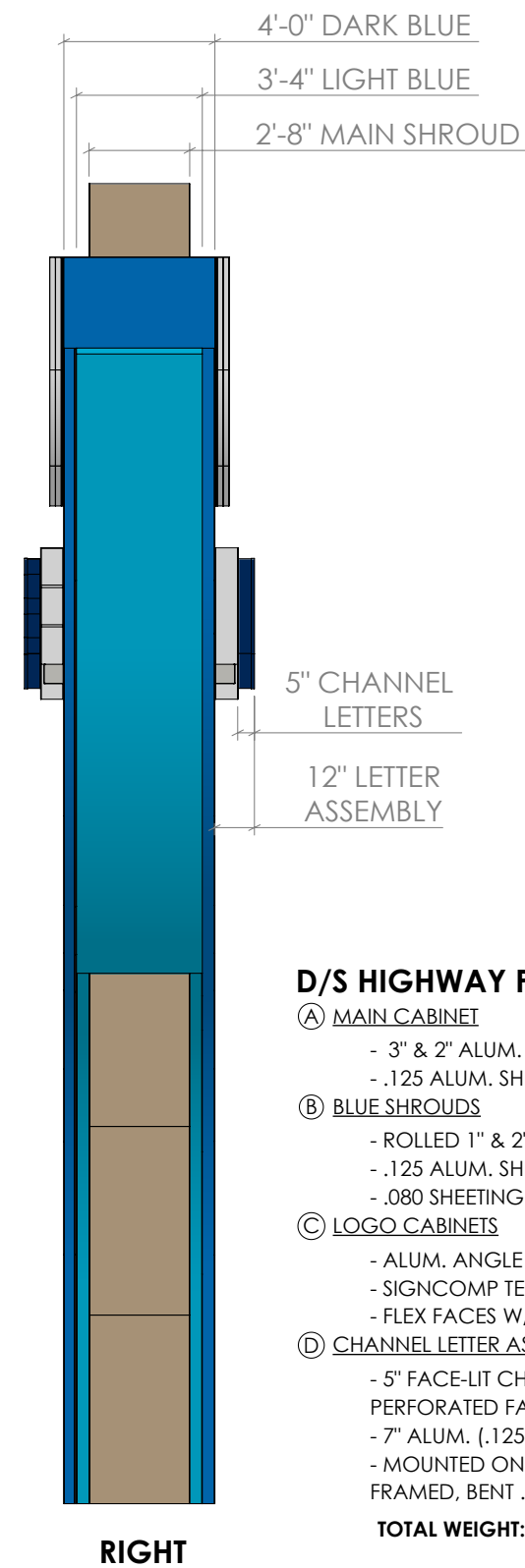
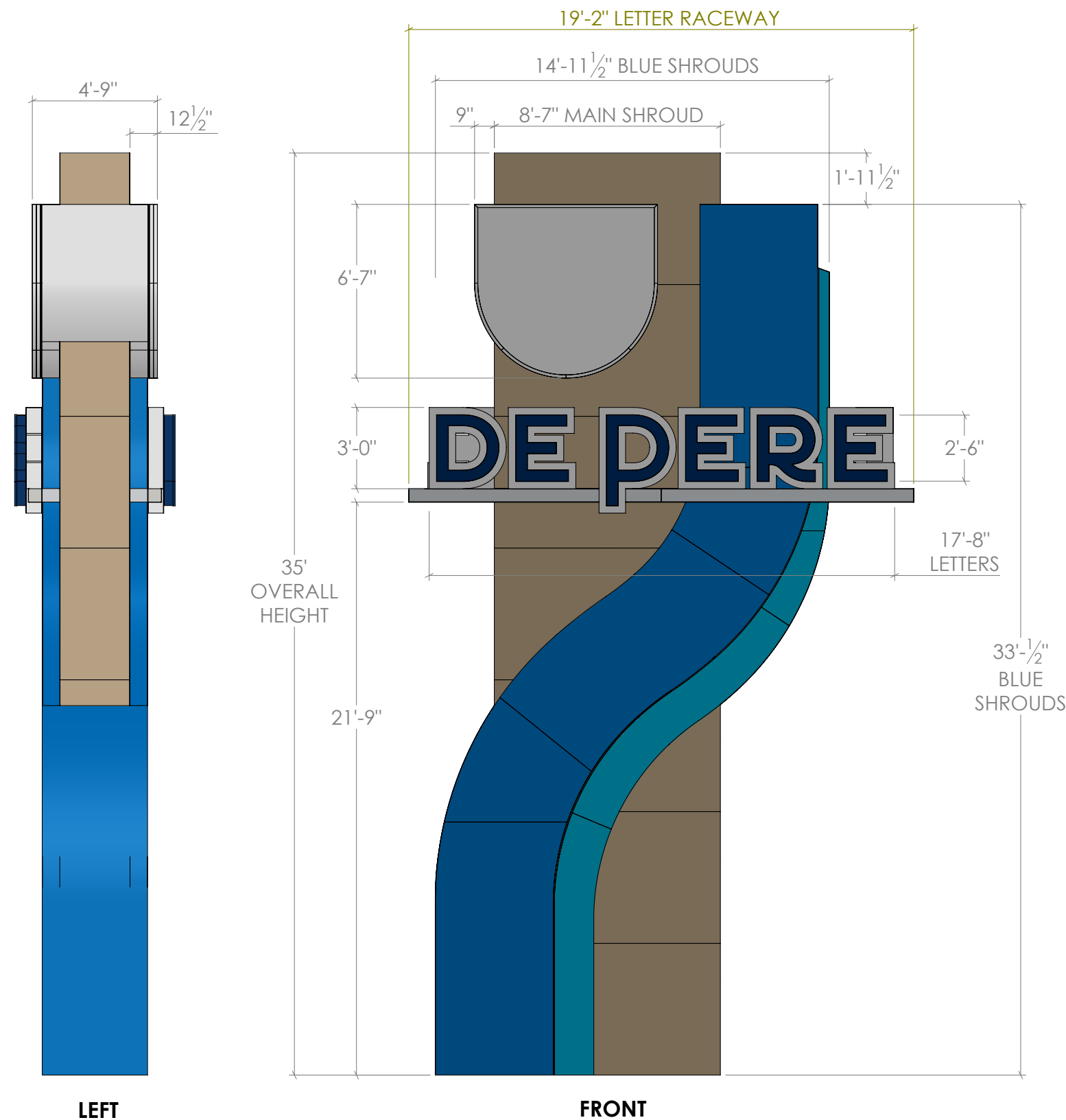
**EXHIBIT 4**

**NEW PYLON SIGN DESIGN**  
**BY ELEVATE 97**



**OPTION A**


New Pylon Sign Design  
-Reuse Existing Foundation & Main Support Pole



### D/S HIGHWAY PYLON

- (A) MAIN CABINET**
- 3" & 2" ALUM. ANGLE FRAME
  - .125 ALUM. SHEETING
- (B) BLUE SHROUDS**
- ROLLED 1" & 2" ALUM. TUBE FRAME
  - .125 ALUM. SHEETING (FACES)
  - .080 SHEETING (SIDES)
- (C) LOGO CABINETS**
- ALUM. ANGLE FRAME
  - SIGNCOMP TENSION FRAME SYSTEM
  - FLEX FACES W/ APPLIED GRAPHICS
- (D) CHANNEL LETTER ASSEMBLY**
- 5" FACE-LIT CHANNEL LETTERS W/ BLUE PERFORATED FACES
  - 7" ALUM. (.125) LETTER "BACKS"
  - MOUNTED ON ALUM. ANGLE/TUBING FRAMED, BENT .080 SHEETED RACEWAY

TOTAL WEIGHT: APPROX. 5,500 LBS



### LIGHTING

- CHANNEL LETTERS:**
- HANLEY PHOENIX 3 COOL WHITE
- LOGO CABINETS:**
- HANLEY PHOENIX 3 COOL WHITE
- BLUE SHROUDS:**
- PRINCIPAL SLOAN STREET WRAP FLEX BACK-BEND RGB LED (M-SX024-3C)
  - APPROX. 69FT TOTAL
  - ALONG SEAM BETWEEN LIGHT & DARK BLUE SHROUDS



MAIN SHROUDS

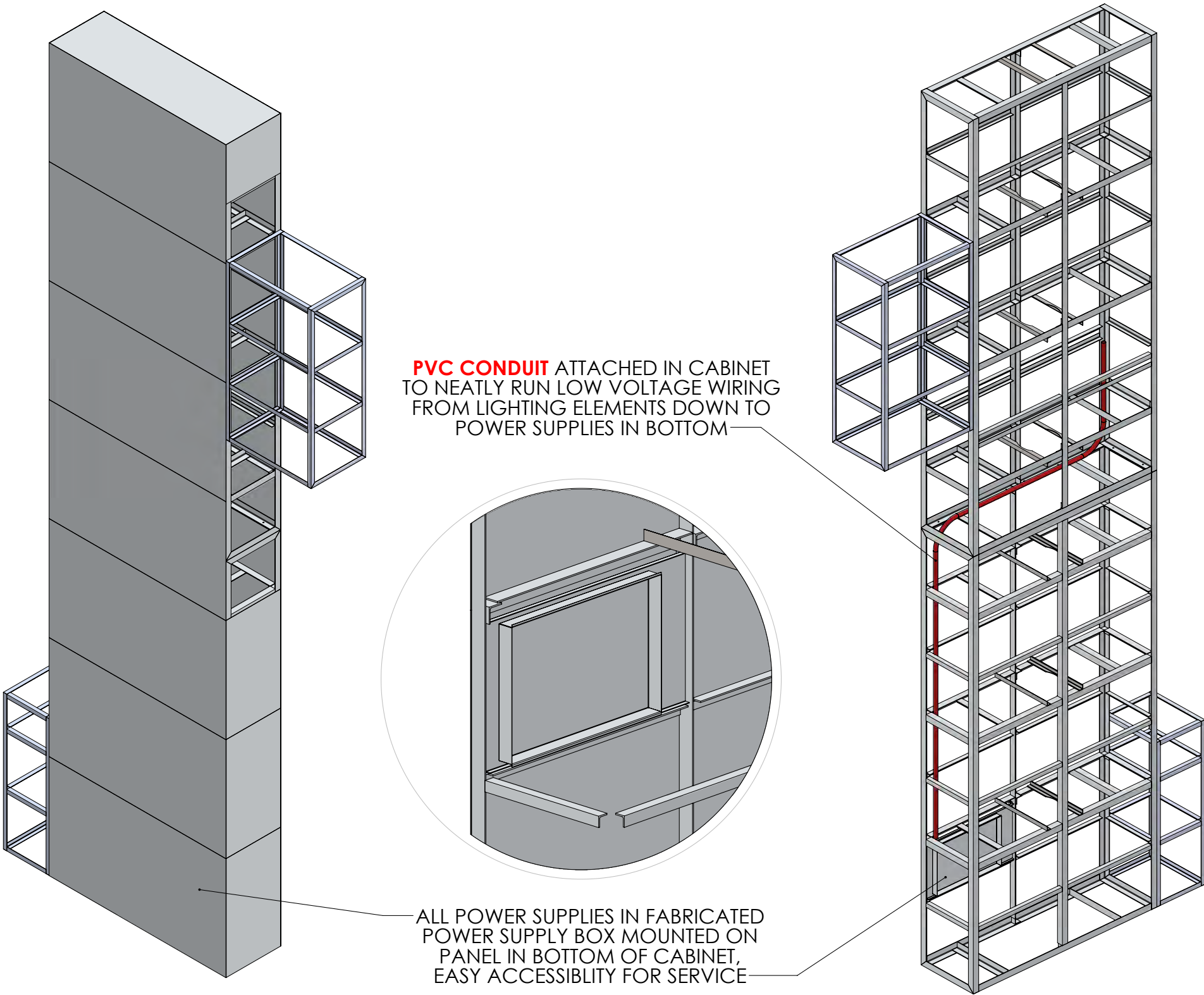
- TWO CABINETS, BOLTED TOGETHER THEN SHEETED
- SPACER FRAMES FOR MOUNTING CURVED SHROUDS

FRAMING

- 3" x 3" x .25" WALL ALUM ANGLE
- 2" x 2" x .25" WALL ALUM ANGLE
- 2" x 2" x .187" WALL STEEL ANGLE

SHEETING

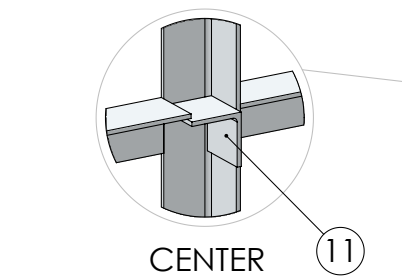
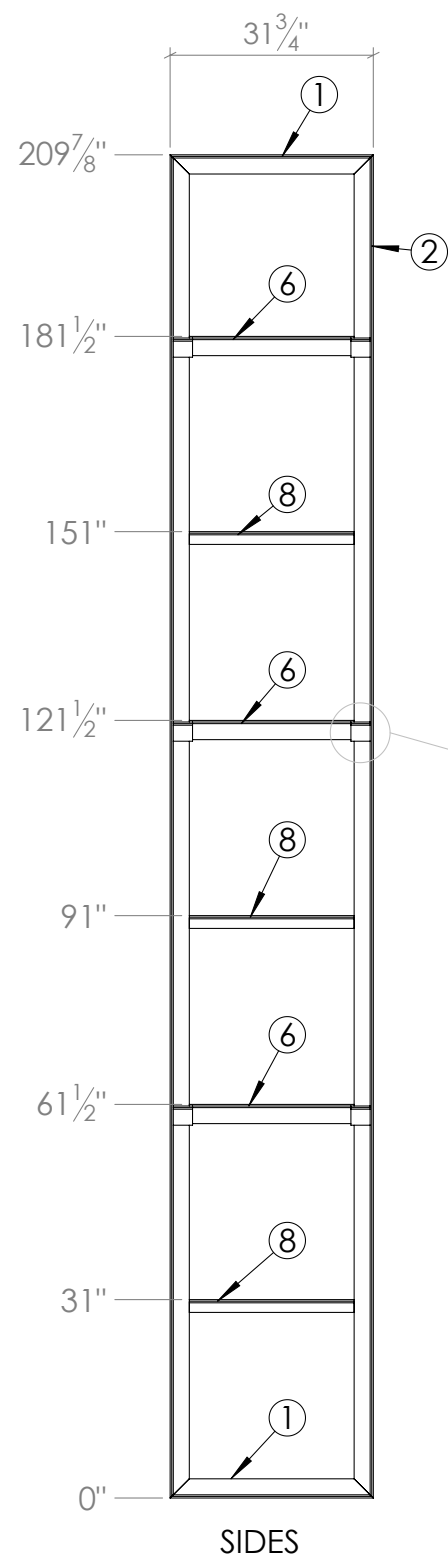
- FACES: .125 ALUM
- SIDES: .125 ALUM, REMOVABLE PANELS ATTACHED WITH COUNTERSUNK FASTENERS



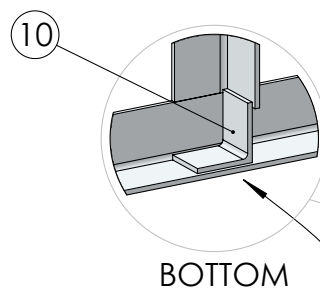
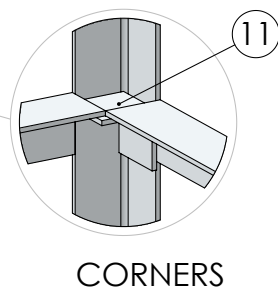
PVC CONDUIT ATTACHED IN CABINET TO NEATLY RUN LOW VOLTAGE WIRING FROM LIGHTING ELEMENTS DOWN TO POWER SUPPLIES IN BOTTOM

ALL POWER SUPPLIES IN FABRICATED POWER SUPPLY BOX MOUNTED ON PANEL IN BOTTOM OF CABINET, EASY ACCESSIBILITY FOR SERVICE

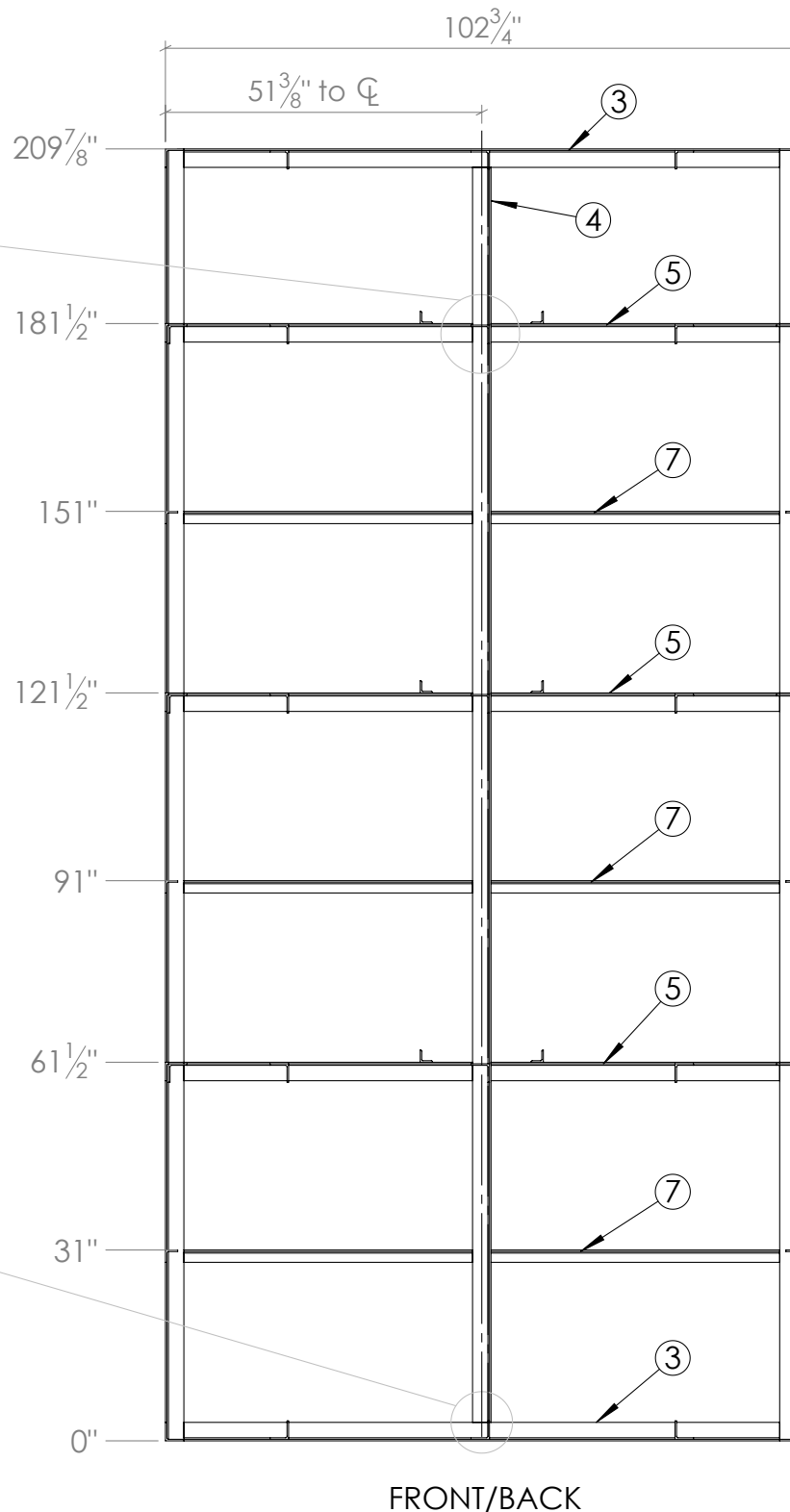




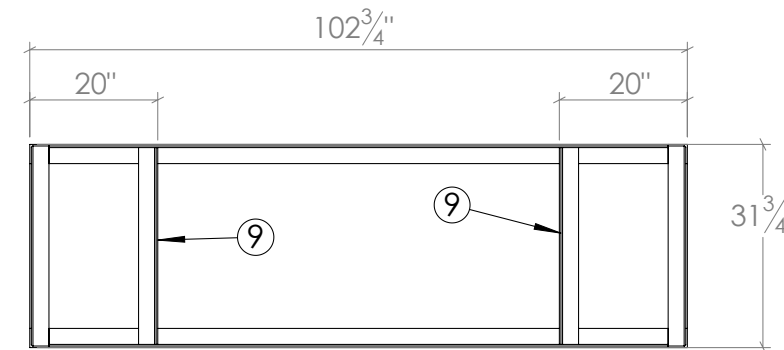
ADD 3" ANGLE PIECES TO REINFORCE ALL 3" ANGLE JUNCTIONS.



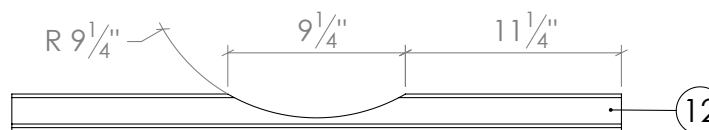
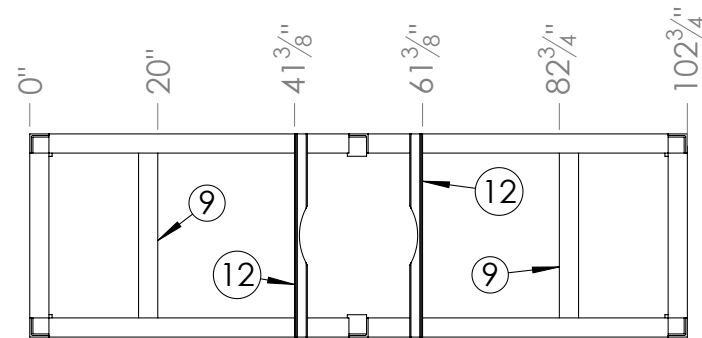
BE SURE BOTTOM REINFORCEMENT DOESNT STICK PAST INSIDE OF ANGLE TO ALLOW CLEARANCE FOR POLE



TOP/BOTTOM

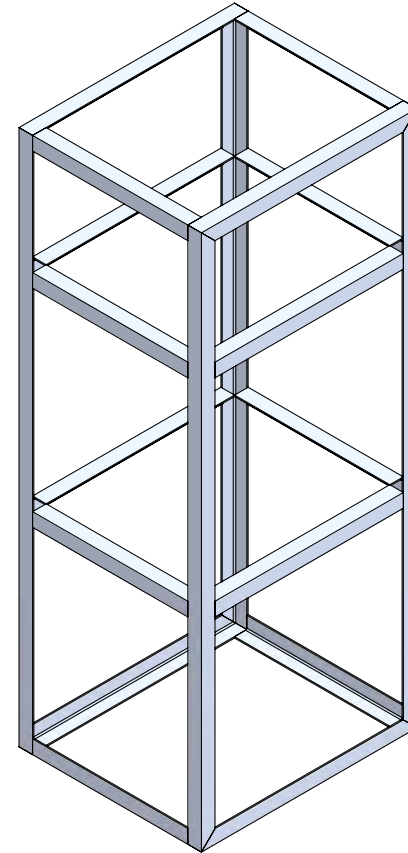
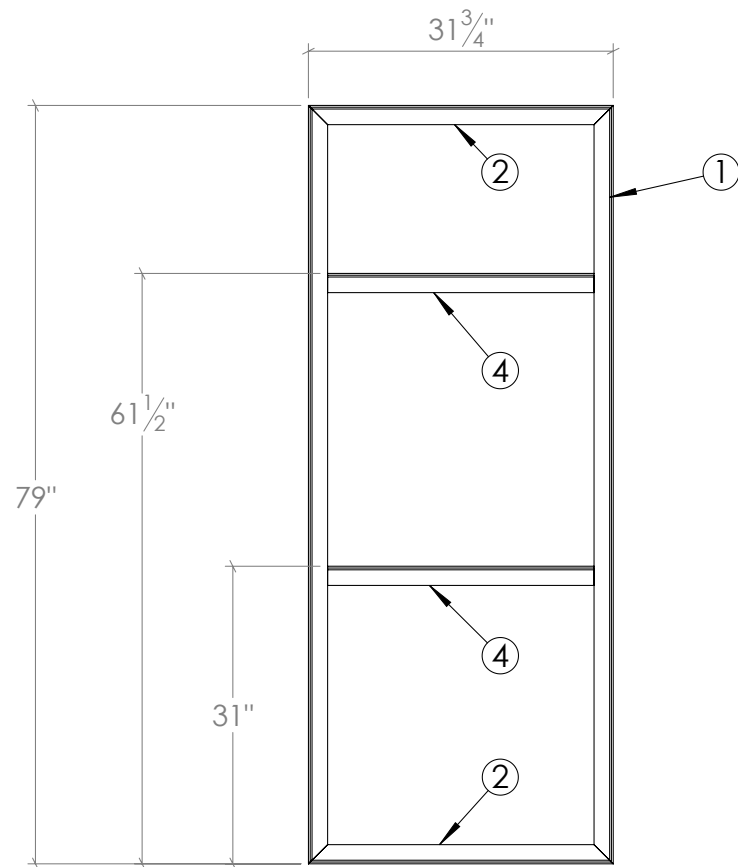
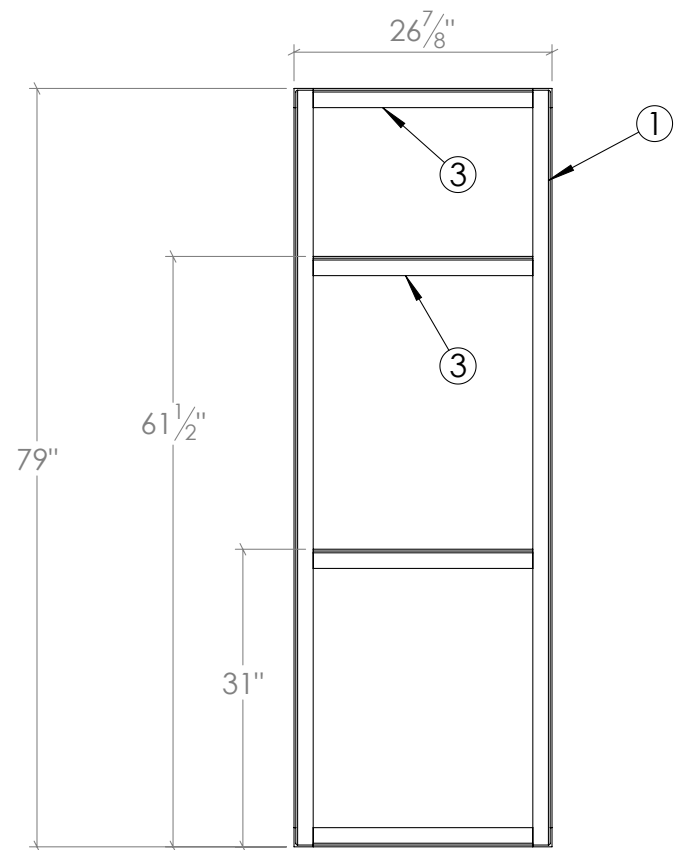
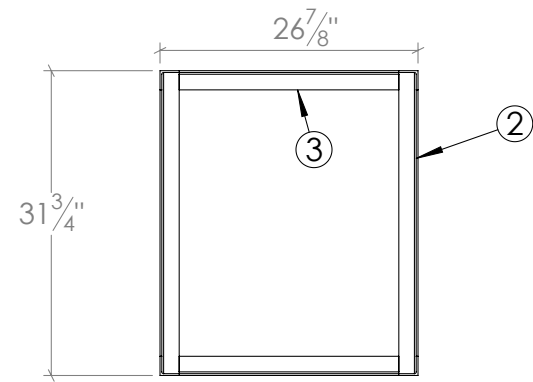


3" ANGLE "LEVELS"

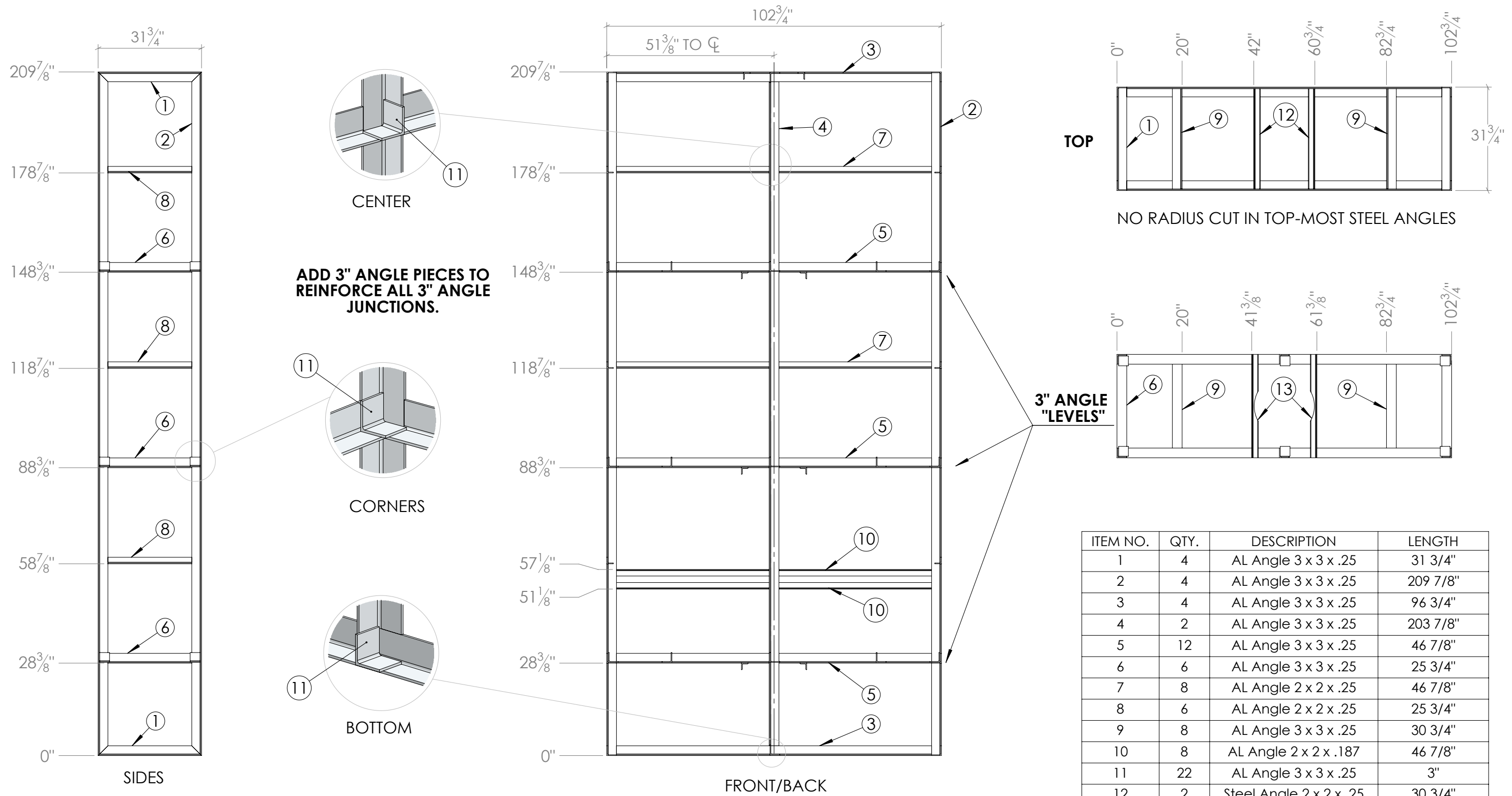


RADIUS CUT IN ALL STEEL ANGLES

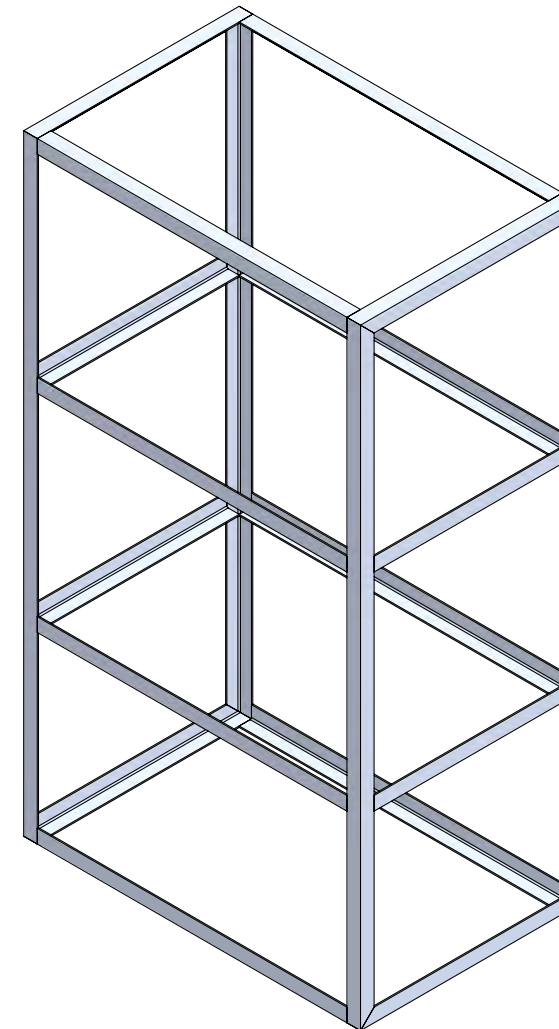
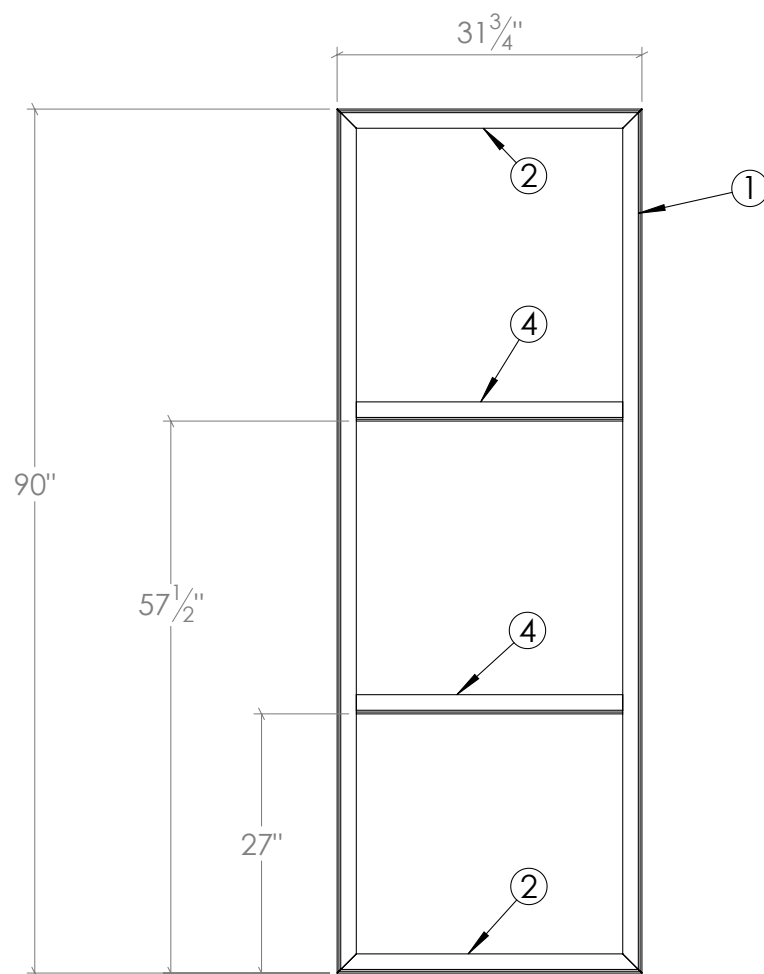
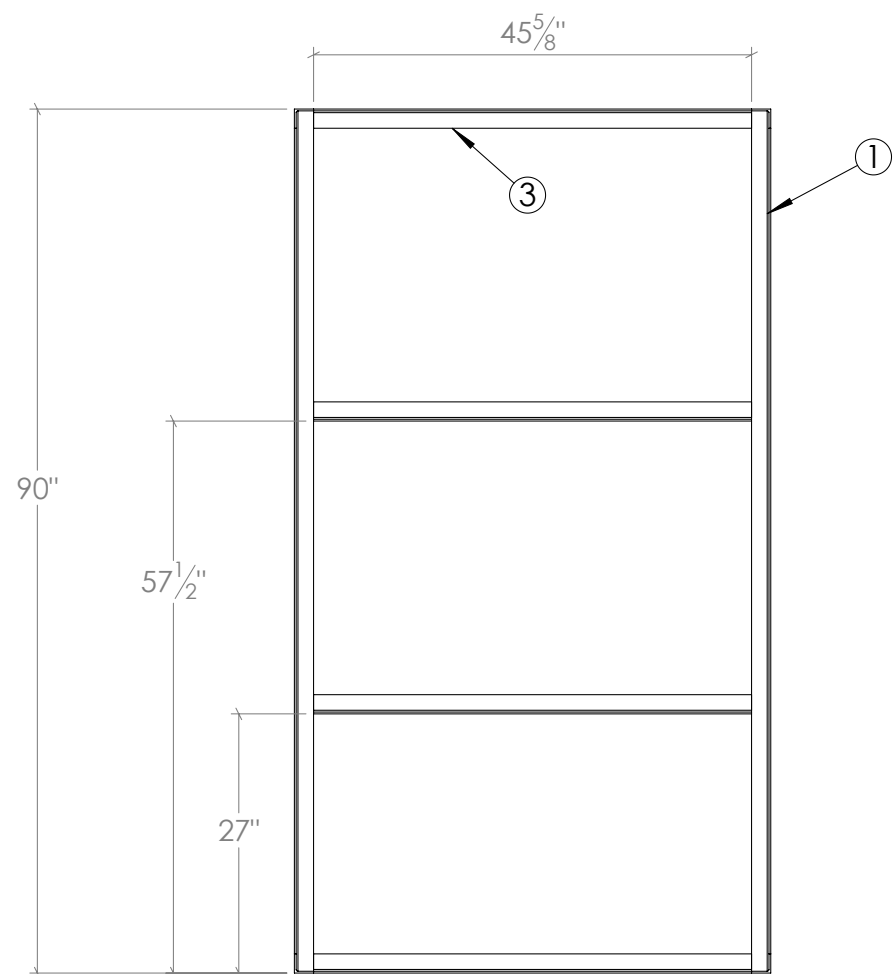
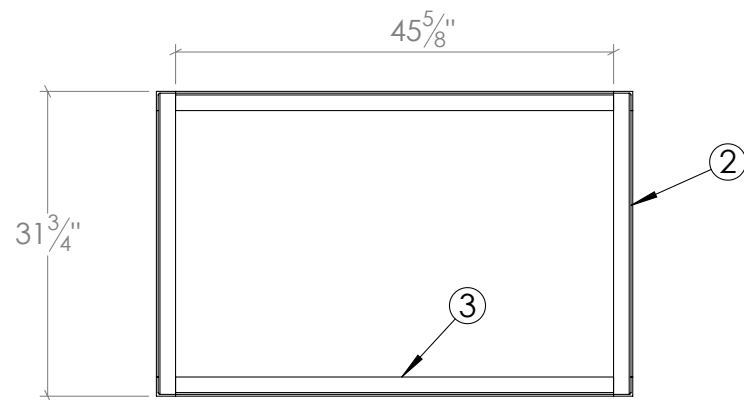
ITEM NO.	QTY.	DESCRIPTION	LENGTH
1	4	AL Angle 3 x 3 x .25	31 3/4"
2	4	AL Angle 3 x 3 x .25	209 7/8"
3	4	AL Angle 3 x 3 x .25	96 3/4"
4	2	AL Angle 3 x 3 x .25	203 7/8"
5	12	AL Angle 3 x 3 x .25	46 7/8"
6	6	AL Angle 3 x 3 x .25	25 3/4"
7	12	AL Angle 2 x 2 x .25	46 7/8"
8	6	AL Angle 2 x 2 x .25	25 3/4"
9	10	AL Angle 3 x 3 x .25	30 3/4"
10	2	AL Angle 3 x 3 x .25	2 1/4"
11	20	AL Angle 3 x 3 x .25	3"
12	6	Steel Angle 2 x 2 x .25	31 3/4"



ITEM NO.	QTY.	DESCRIPTION	LENGTH
1	4	AL Angle 2 x 2 x .1875	79"
2	4	AL Angle 2 x 2 x .1875	31 3/4"
3	8	AL Angle 2 x 2 x .1875	22 7/8"
4	4	AL Angle 2 x 2 x .1875	27 3/4"

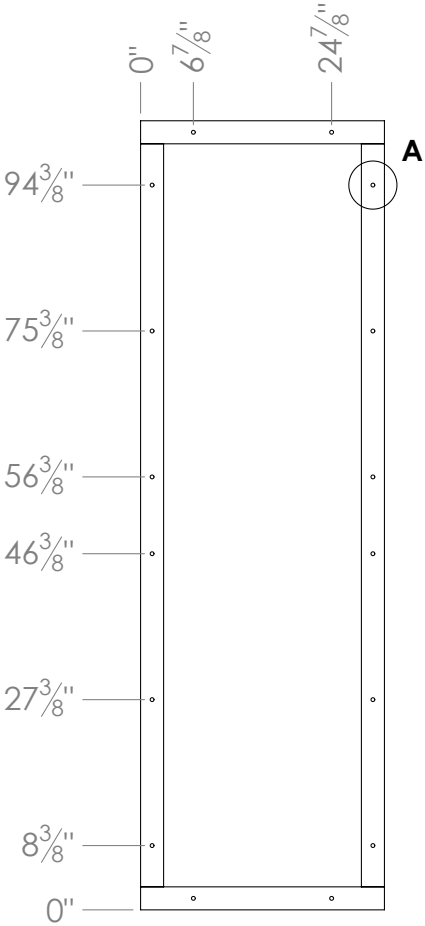
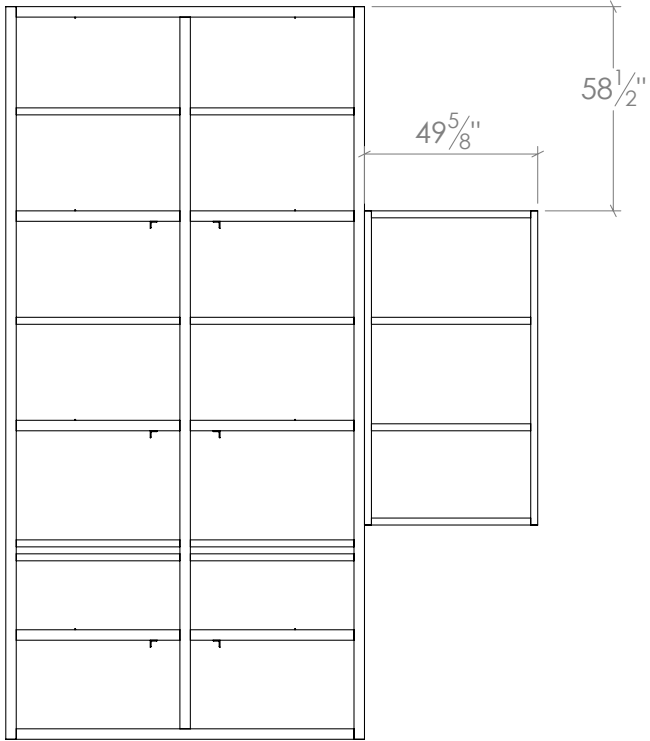


ITEM NO.	QTY.	DESCRIPTION	LENGTH
1	4	AL Angle 3 x 3 x .25	31 3/4"
2	4	AL Angle 3 x 3 x .25	209 7/8"
3	4	AL Angle 3 x 3 x .25	96 3/4"
4	2	AL Angle 3 x 3 x .25	203 7/8"
5	12	AL Angle 3 x 3 x .25	46 7/8"
6	6	AL Angle 3 x 3 x .25	25 3/4"
7	8	AL Angle 2 x 2 x .25	46 7/8"
8	6	AL Angle 2 x 2 x .25	25 3/4"
9	8	AL Angle 3 x 3 x .25	30 3/4"
10	8	AL Angle 2 x 2 x .187	46 7/8"
11	22	AL Angle 3 x 3 x .25	3"
12	2	Steel Angle 2 x 2 x .25	30 3/4"
13	6	Steel Angle 2 x 2 x .25	31 3/4"

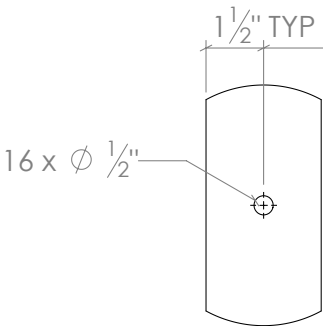


ITEM NO.	QTY.	DESCRIPTION	LENGTH
1	4	AL Angle 2 x 2 x .1875	90"
2	4	AL Angle 2 x 2 x .1875	31 3/4"
3	8	AL Angle 2 x 2 x .1875	45 5/8"
4	4	AL Angle 2 x 2 x .1875	27 3/4"

TOP CABINET

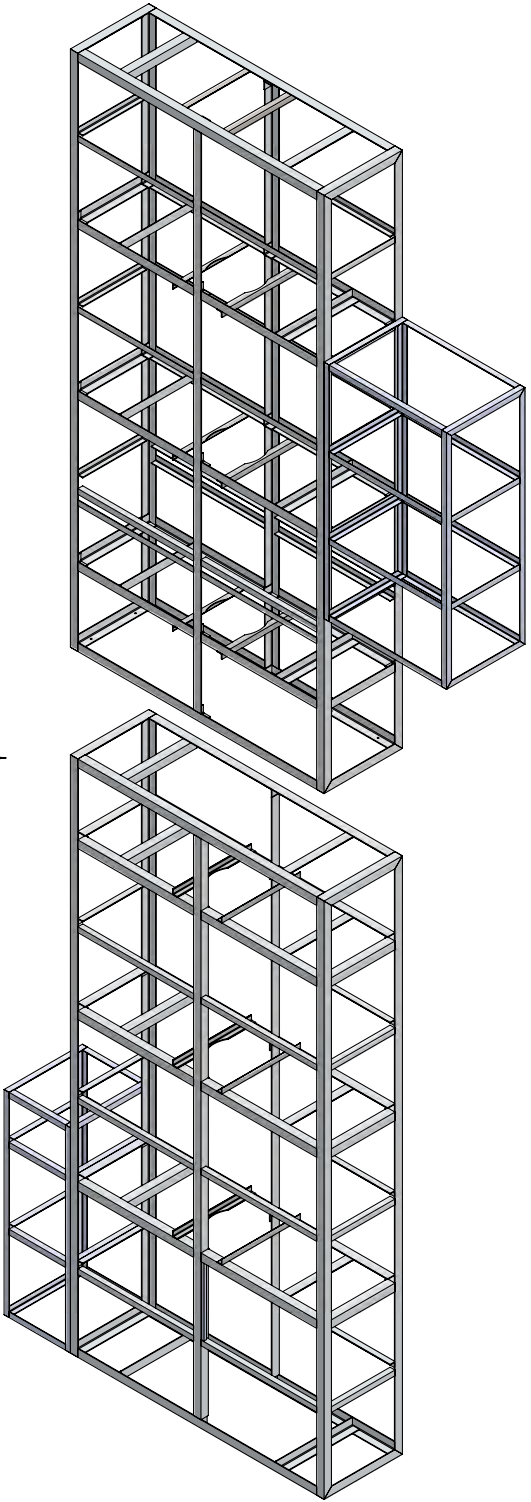


SPACER FRAMES WELDED  
OR BOLTED TO MAIN  
CABINET FRAMES

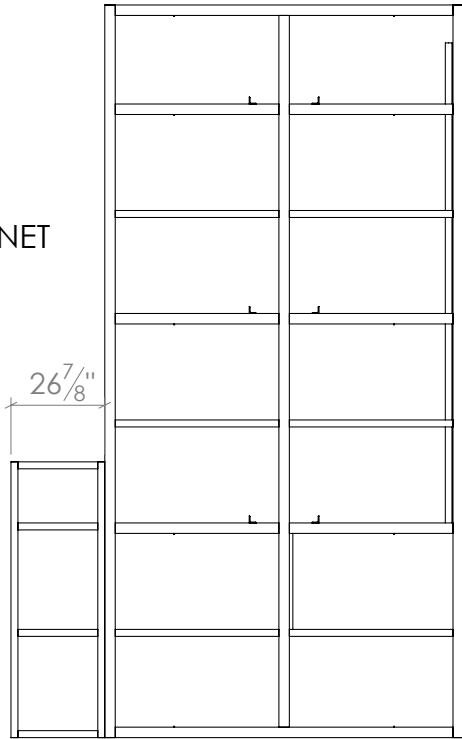


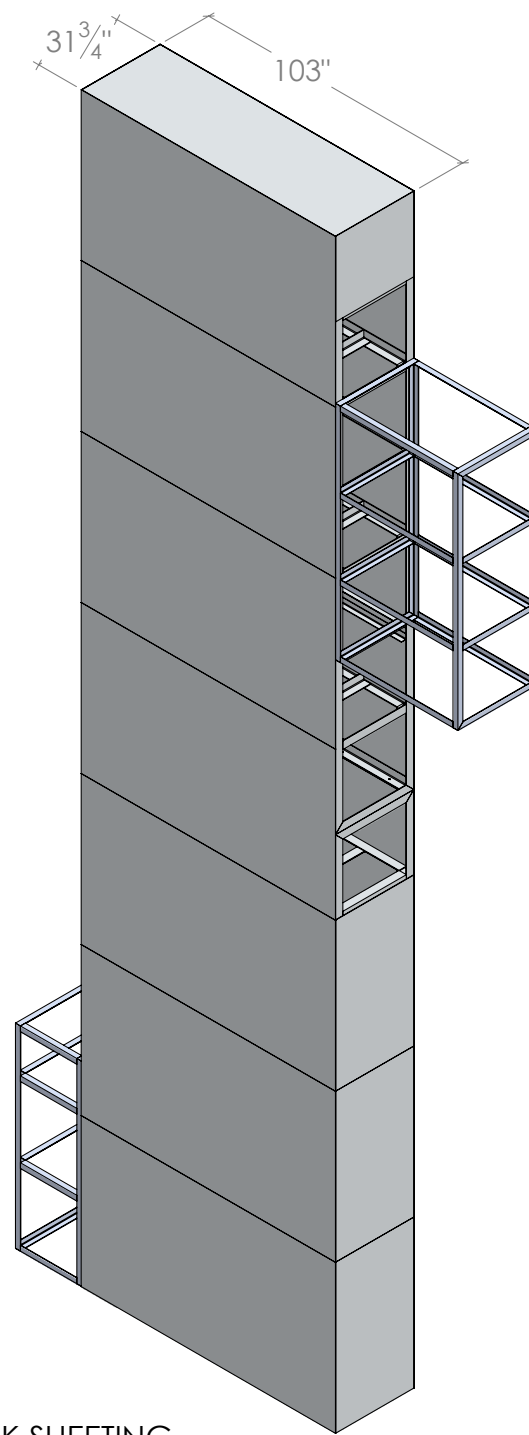
DETAIL A

1/2" HOLES IN TOP OF BOTTOM FRAME &  
BOTTOM OF TOP FRAME  
**CABINETS BOLTED TOGETHER WITH 1/2"  
WASHERS, BOLTS & NUTS  
SHEETED WITH .125 ALUM.**

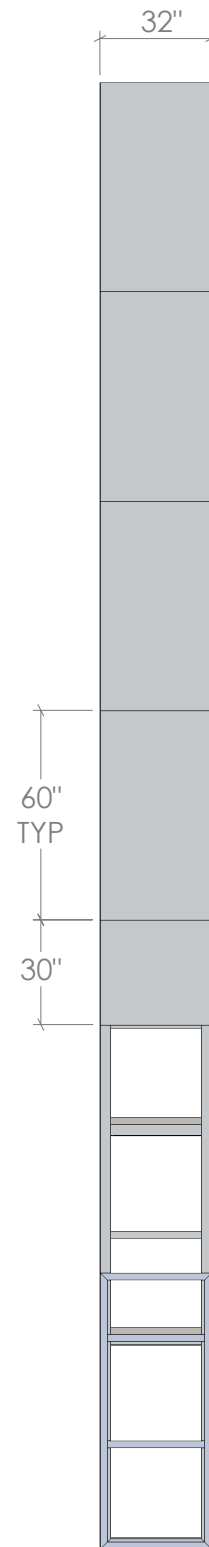


BOTTOM CABINET

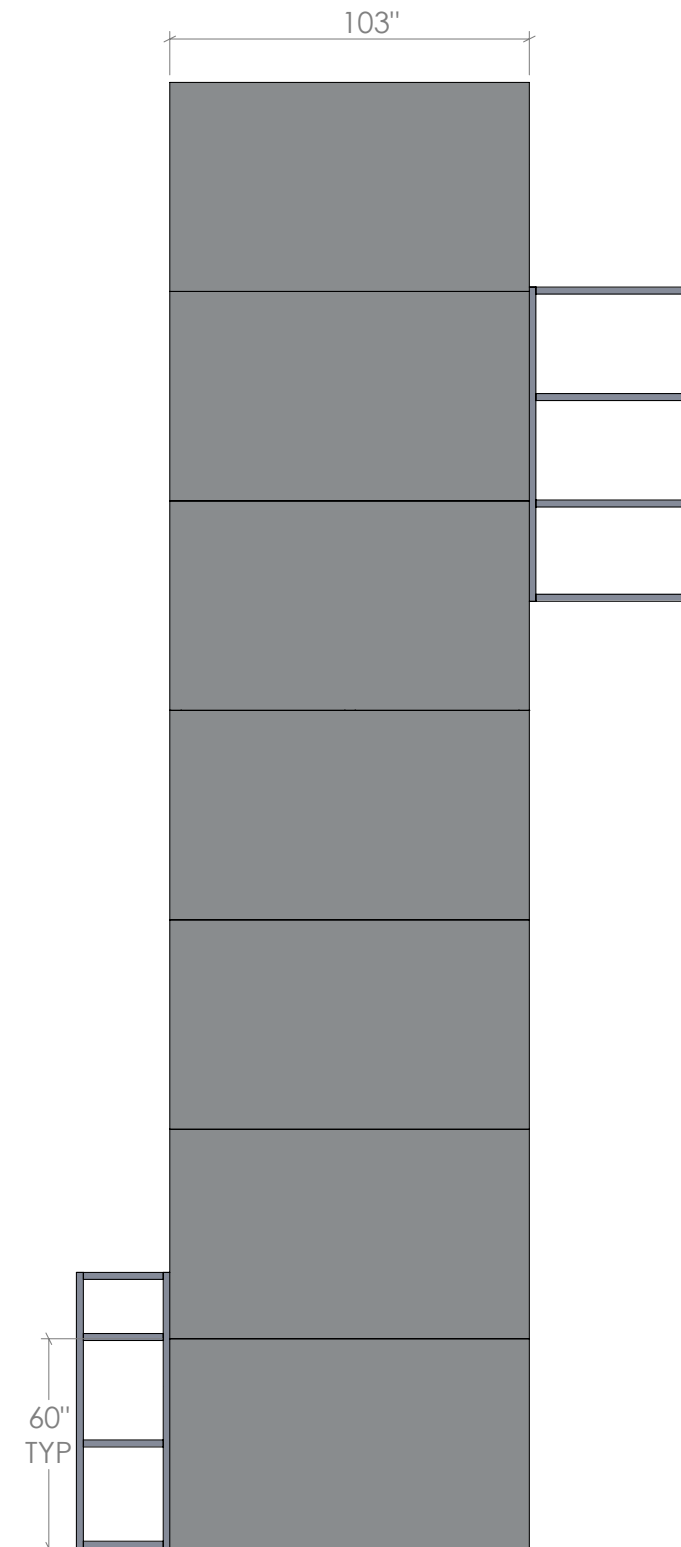




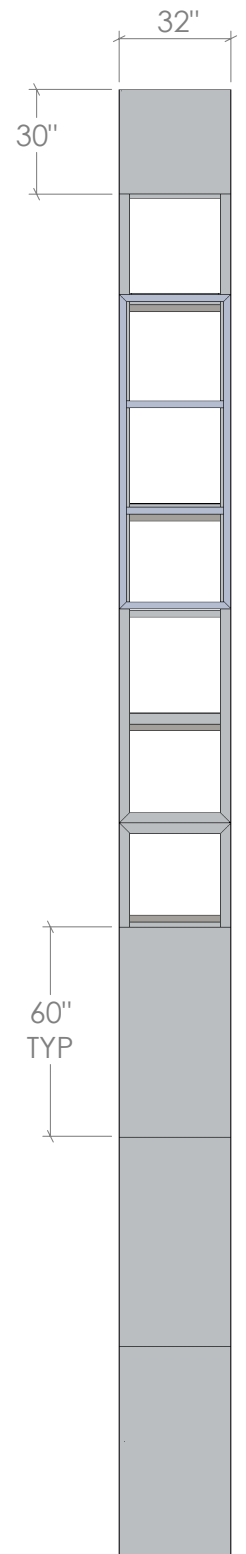
FRONT/BACK SHEETING  
GLUED IN PLACE  
**SIDES NOT FULLY SHEETED**  
SIDES & TOP REMOVABLE,  
ATTACHED WITH  
COUNTERSUNK FASTENERS



LEFT SIDE



FRONT/BACK



RIGHT SIDE



- 1" TUBING IN FACE FRAME
- CORNERS ROLLED TO MATCH ROUTED FACES

2" x 1" TUBE BEHIND SHEET SEAMS

**CURVED SHROUDS**

FRAMING

- 1" SQ x .125 WALL TUBE
- 2" x 1" x .125 WALL TUBE
- 2" x 2" x .187 WALL ANGLE

SHEETING

- FACES: ROUTED .125 ALUM
- SIDES: .080 ALUM

**ALL SHEETING GLUED IN PLACE**  
**MAY BE BEST TO FABRICATE THESE CURVED SHROUDS BEFORE SHEETING MAIN CABINET TO ENSURE FRAMING MEMBERS LINE UP.**

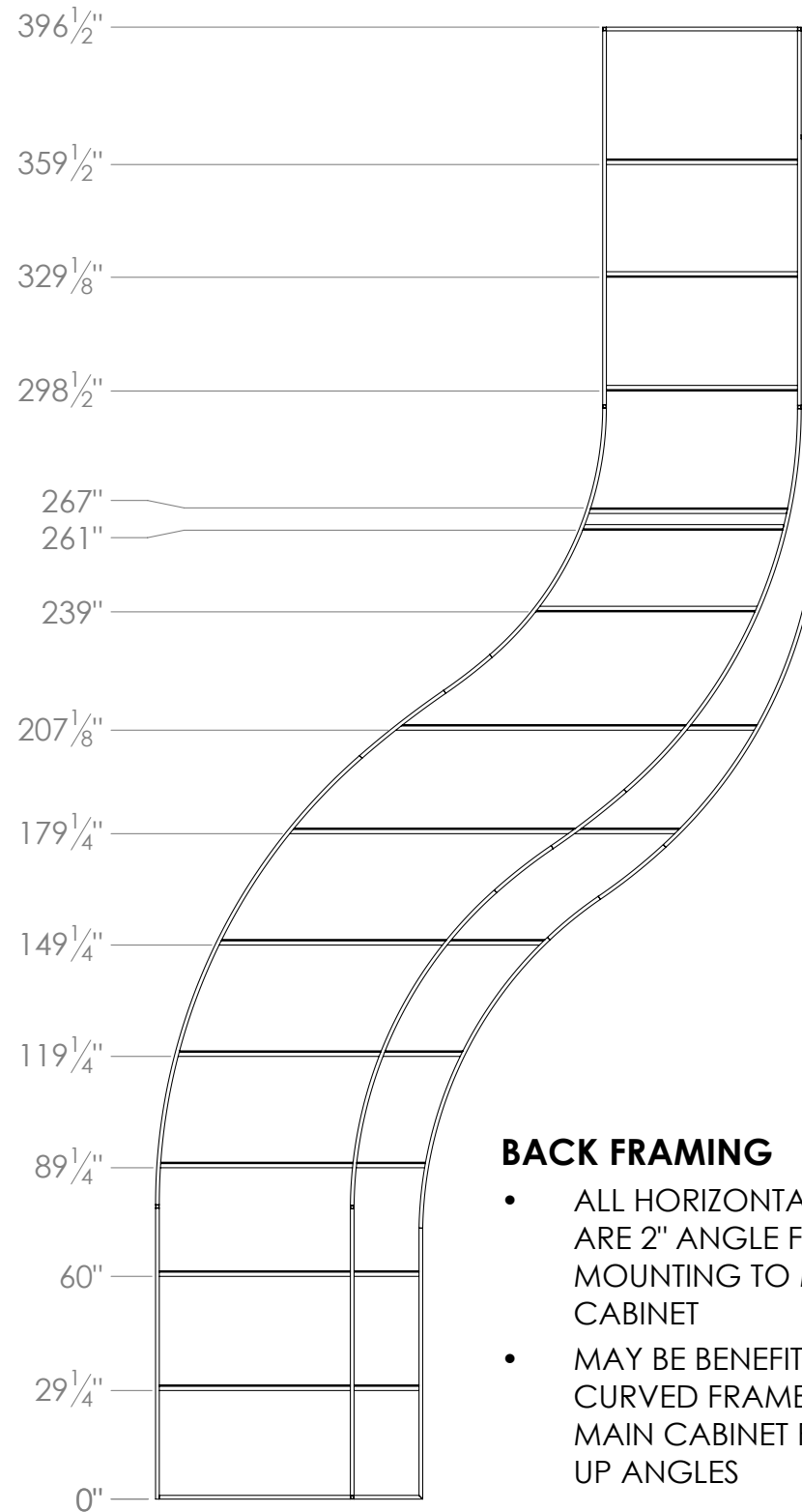
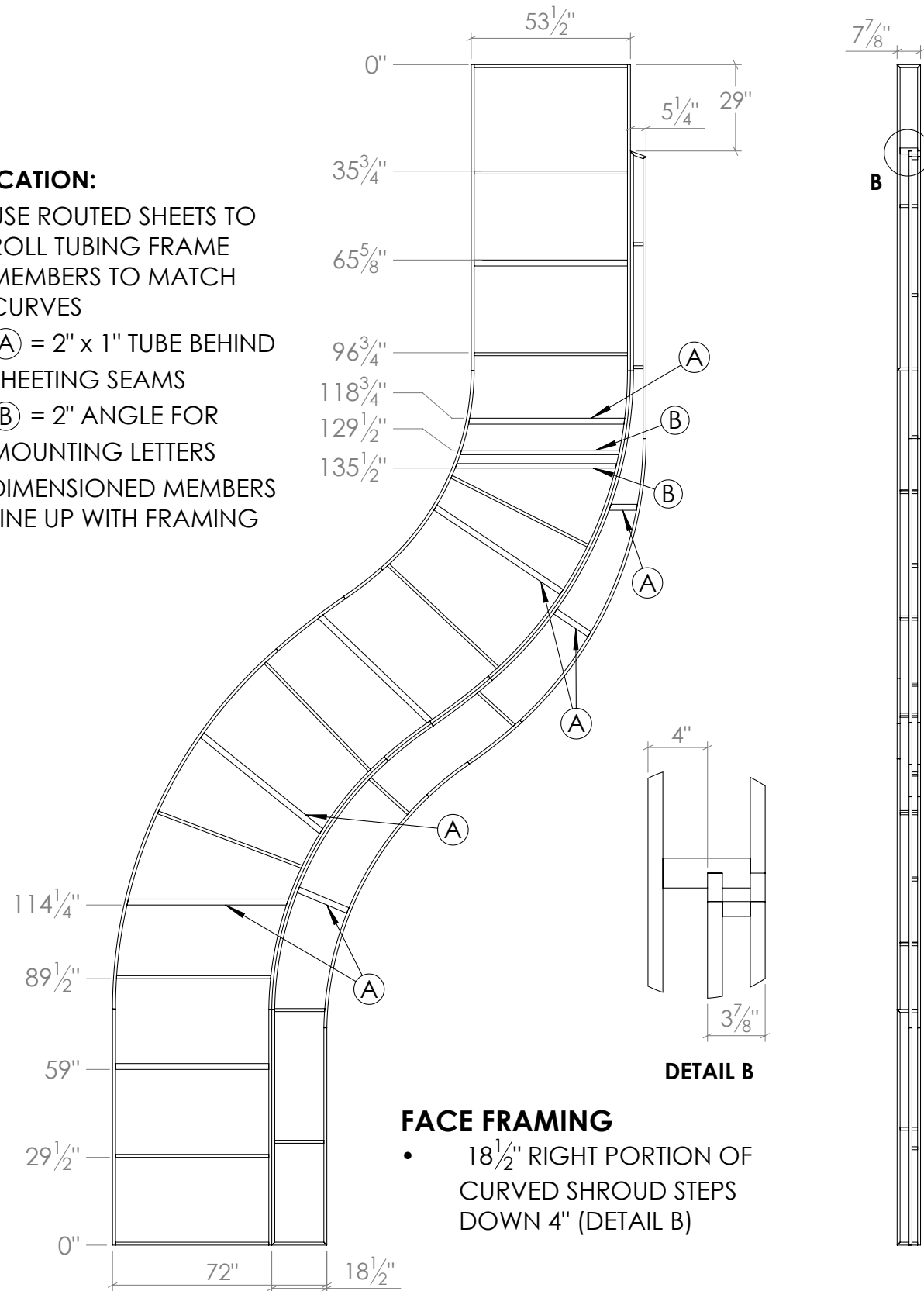
1" TUBE JACK STRUTS  
WHEREVER FACE & BACK  
FRAMING MEMBERS CROSS

2" ANGLE IN BACK OF FRAME  
LINES UP WITH FRAMING IN  
MAIN SHROUD

**FABRICATE ONE SHROUD MIRRORED**

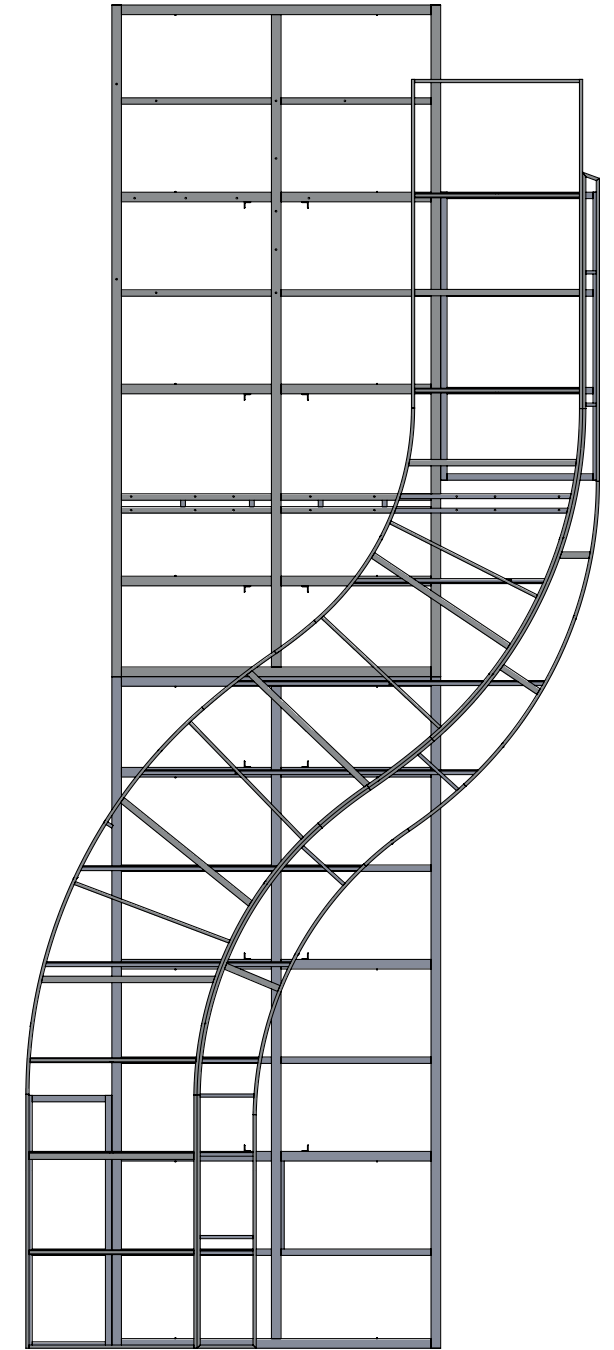
**FABRICATION:**

- USE ROUTED SHEETS TO ROLL TUBING FRAME MEMBERS TO MATCH CURVES
- (A) = 2" x 1" TUBE BEHIND SHEETING SEAMS
- (B) = 2" ANGLE FOR MOUNTING LETTERS
- DIMENSIONED MEMBERS LINE UP WITH FRAMING

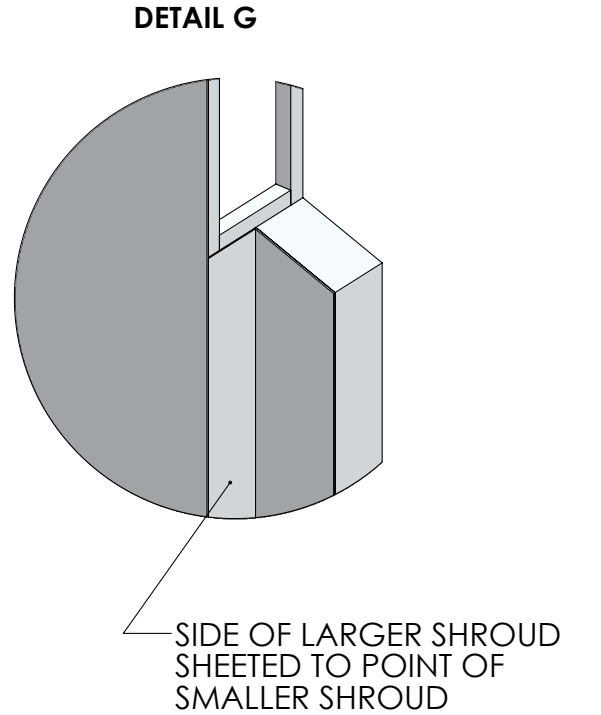
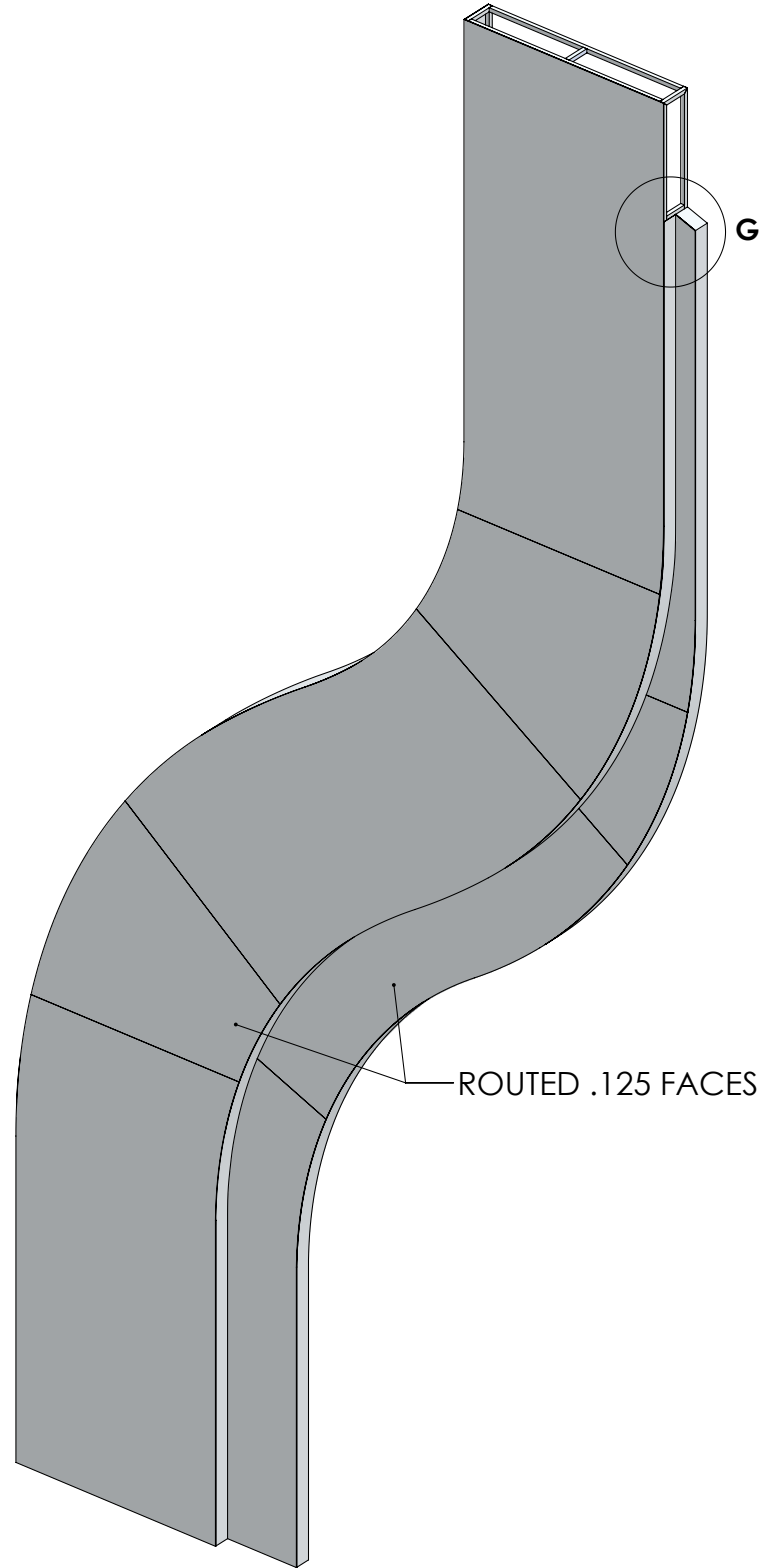
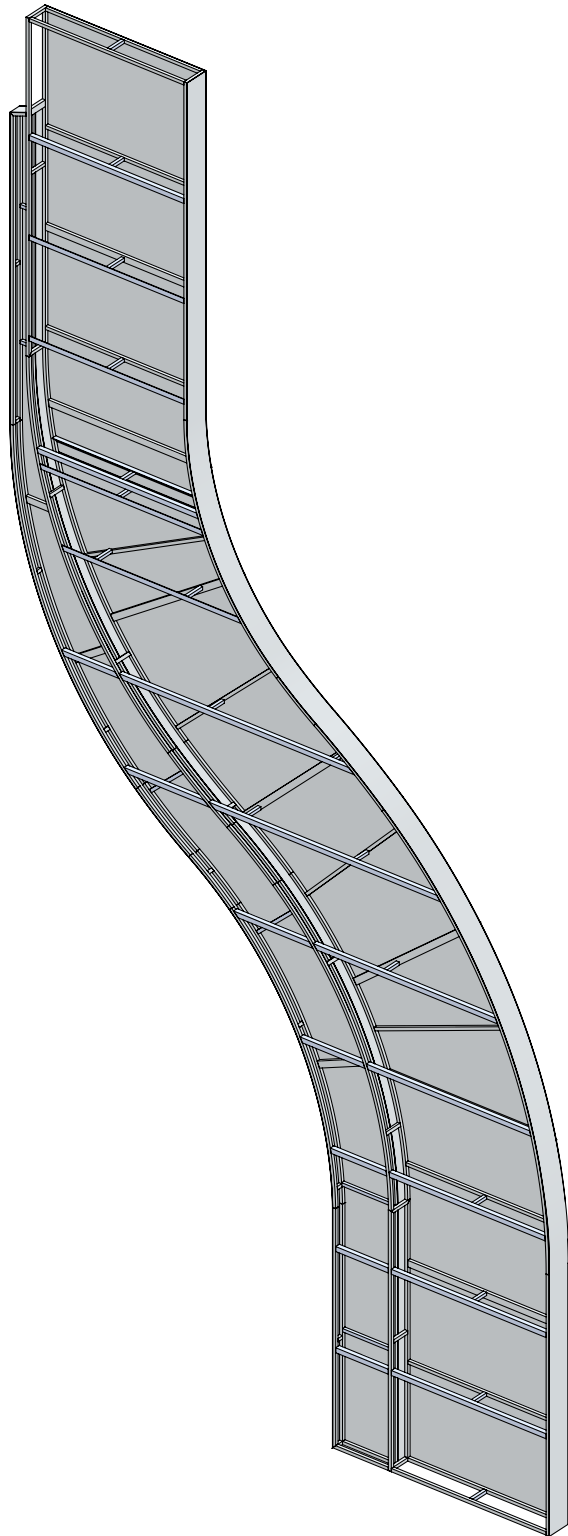


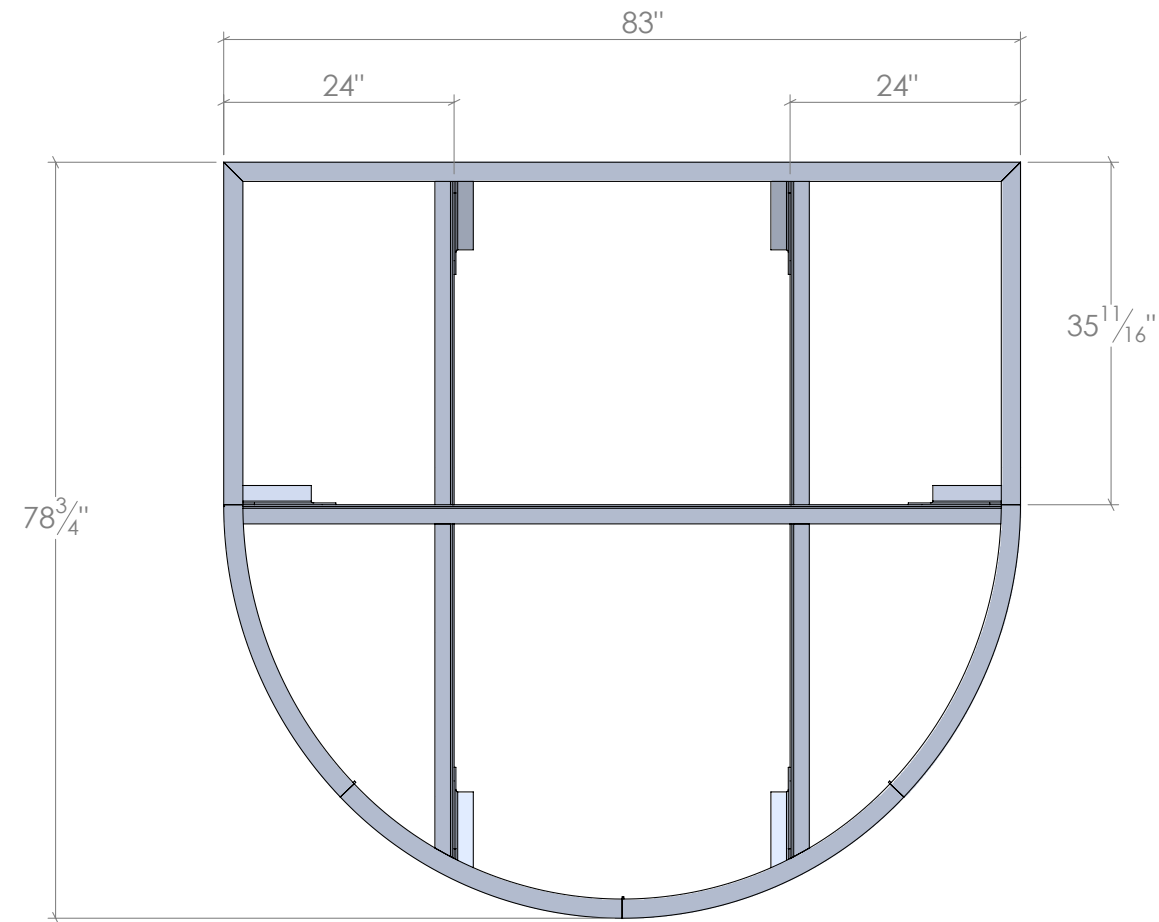
**BACK FRAMING**

- ALL HORIZONTAL MEMBERS ARE 2" ANGLE FOR MOUNTING TO MAIN CABINET
- MAY BE BENEFITIAL TO LAY CURVED FRAME ON TOP OF MAIN CABINET FRAME & LINE UP ANGLES

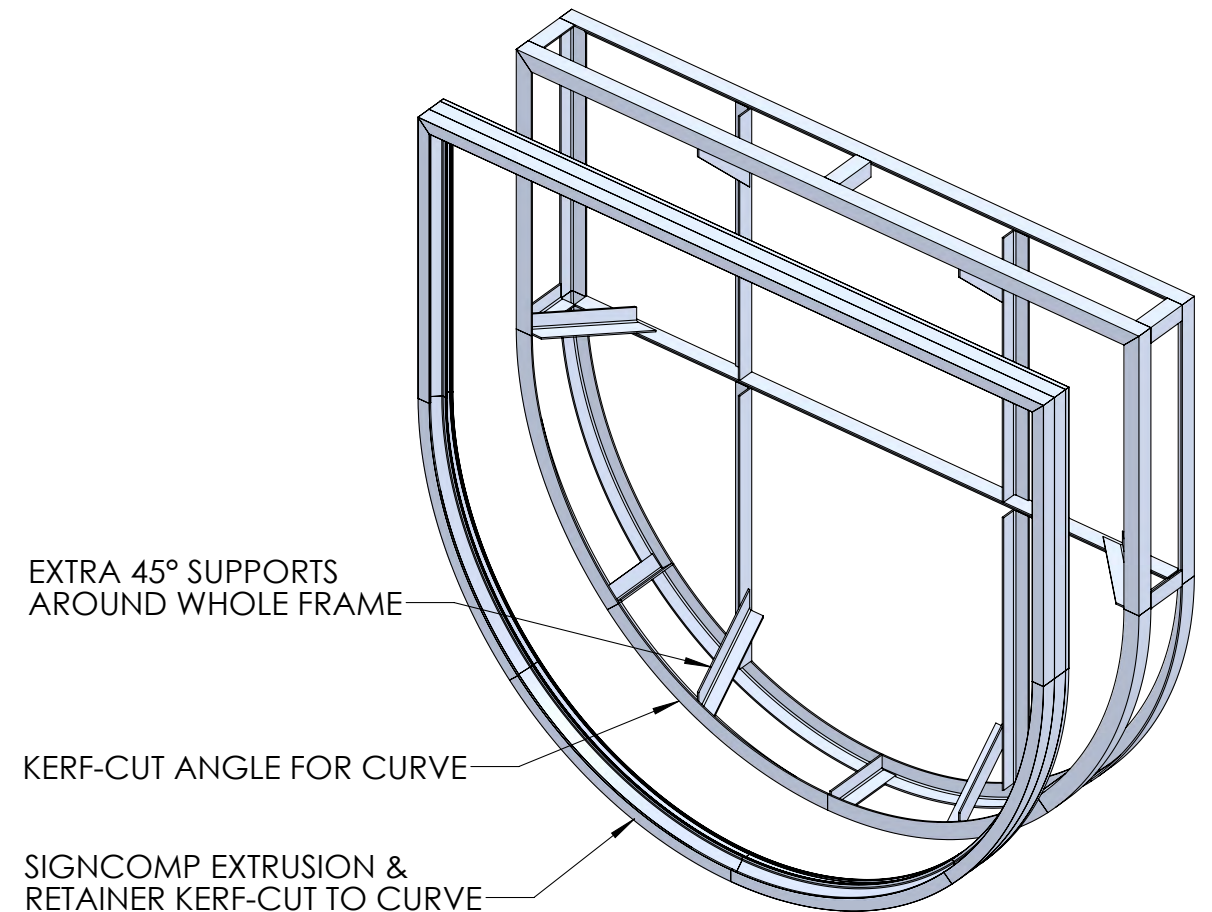








2" x 2" x .187" WALL ANGLE FRAME



### LOGO CABINET

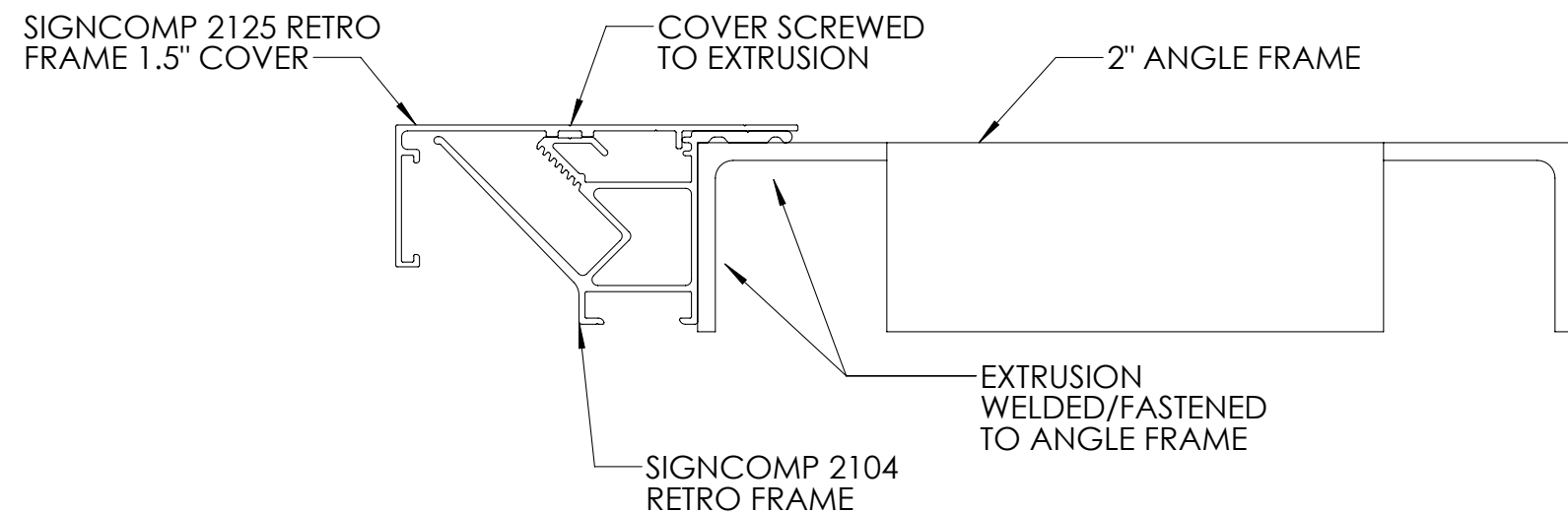
- BACK-LIT 12" CABINET, FLEX FACE WITH APPLIED GRAPHICS
- **TWO CABINETS TOTAL**

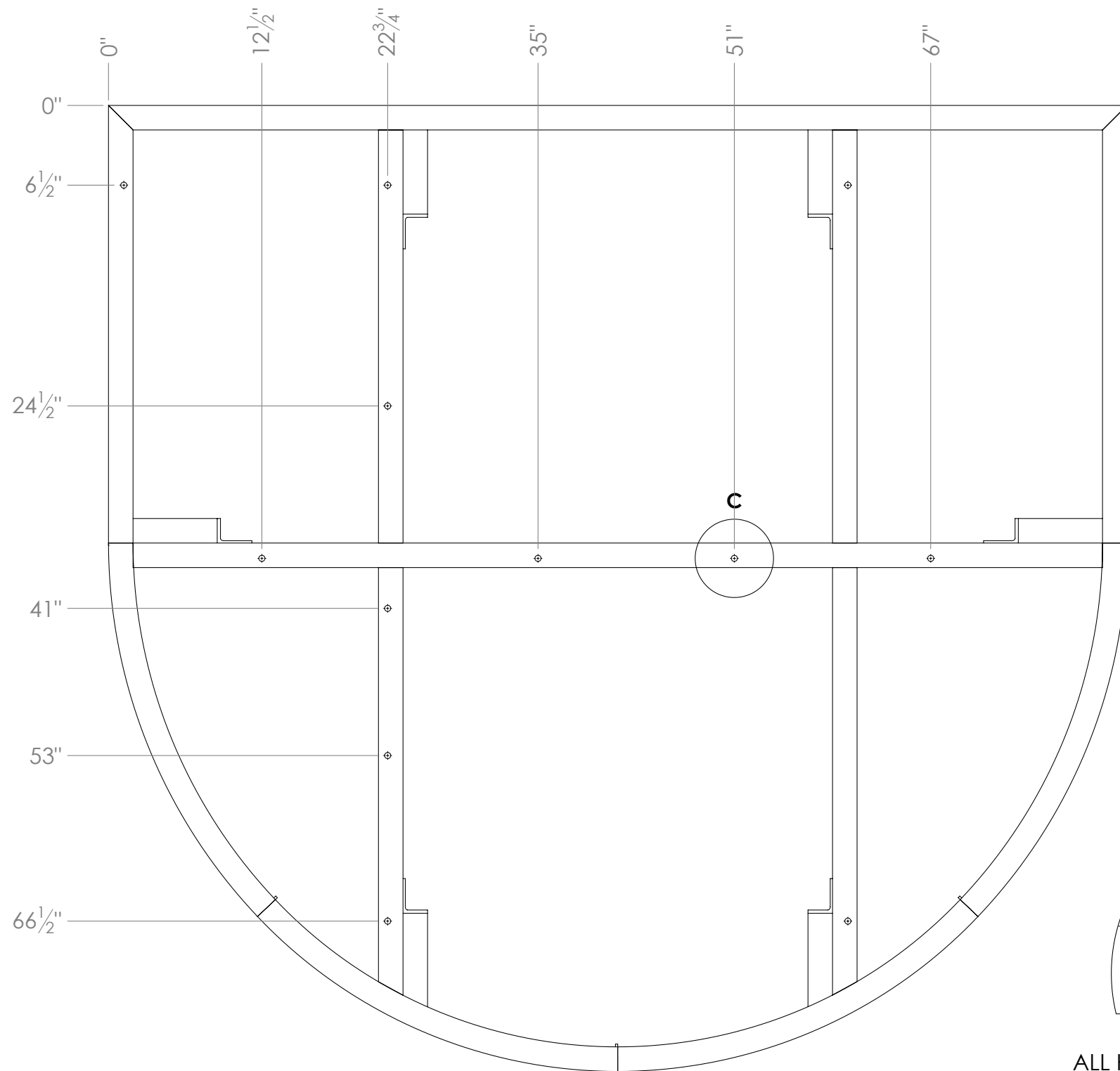
#### FRAMING

- 2" x 2" x .187 WALL ANGLE
- SIGNCOMP 2104 RETRO FRAME
- SIGNCOMP 2125 RETRO FRAME COVER

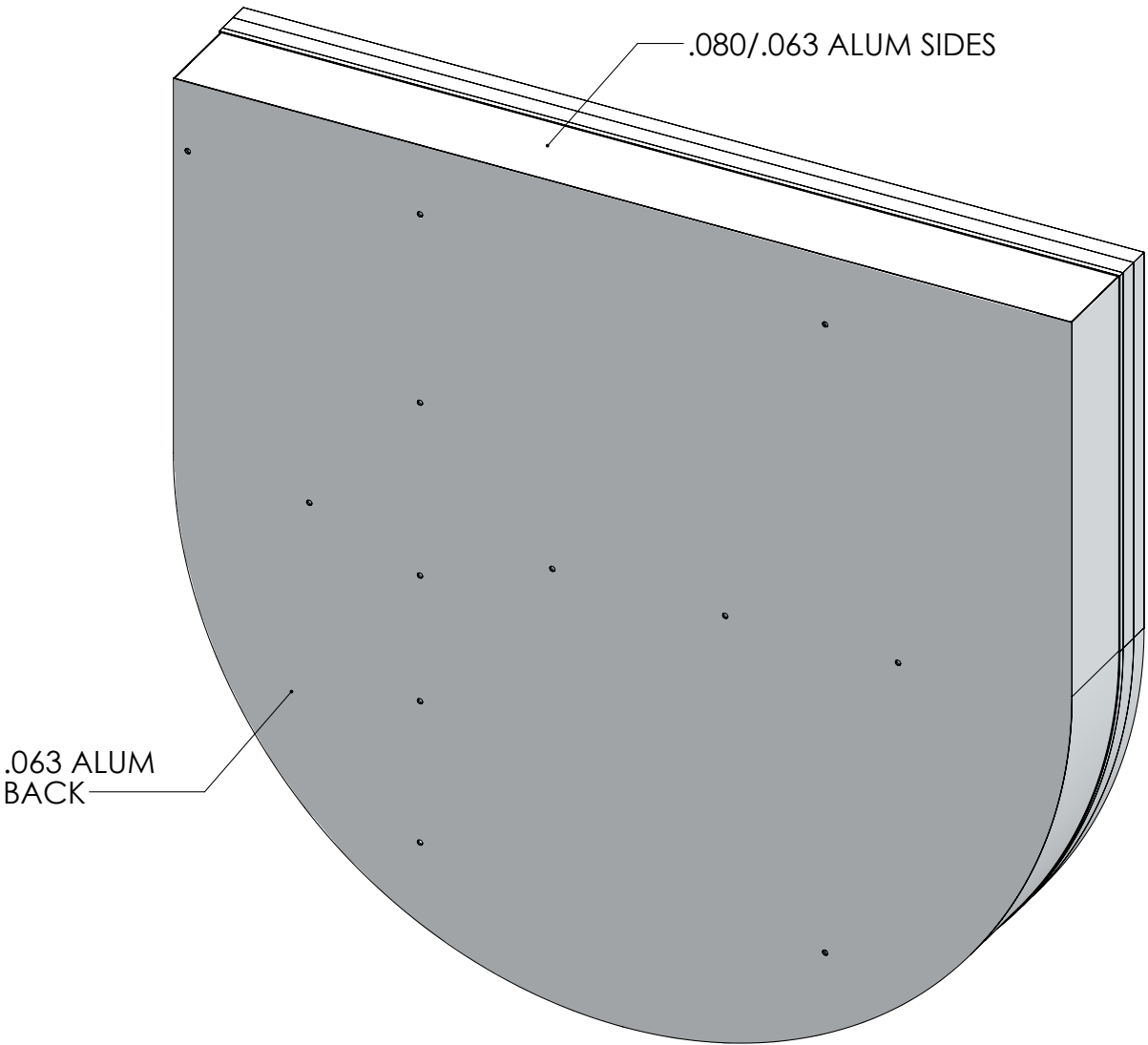
#### SHEETING

- FACE: FLEX FACE WITH APPLIED GRAPHICS
- SIDES: .080 ALUM
- BACK: .063 ALUM



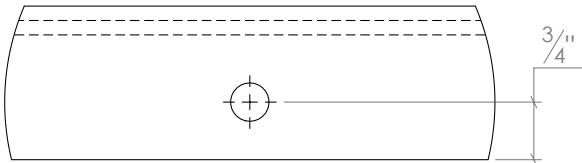


MOUNTING HOLES BACK VIEW -- MIRROR HOLE LOCATIONS IN OTHER CABINET

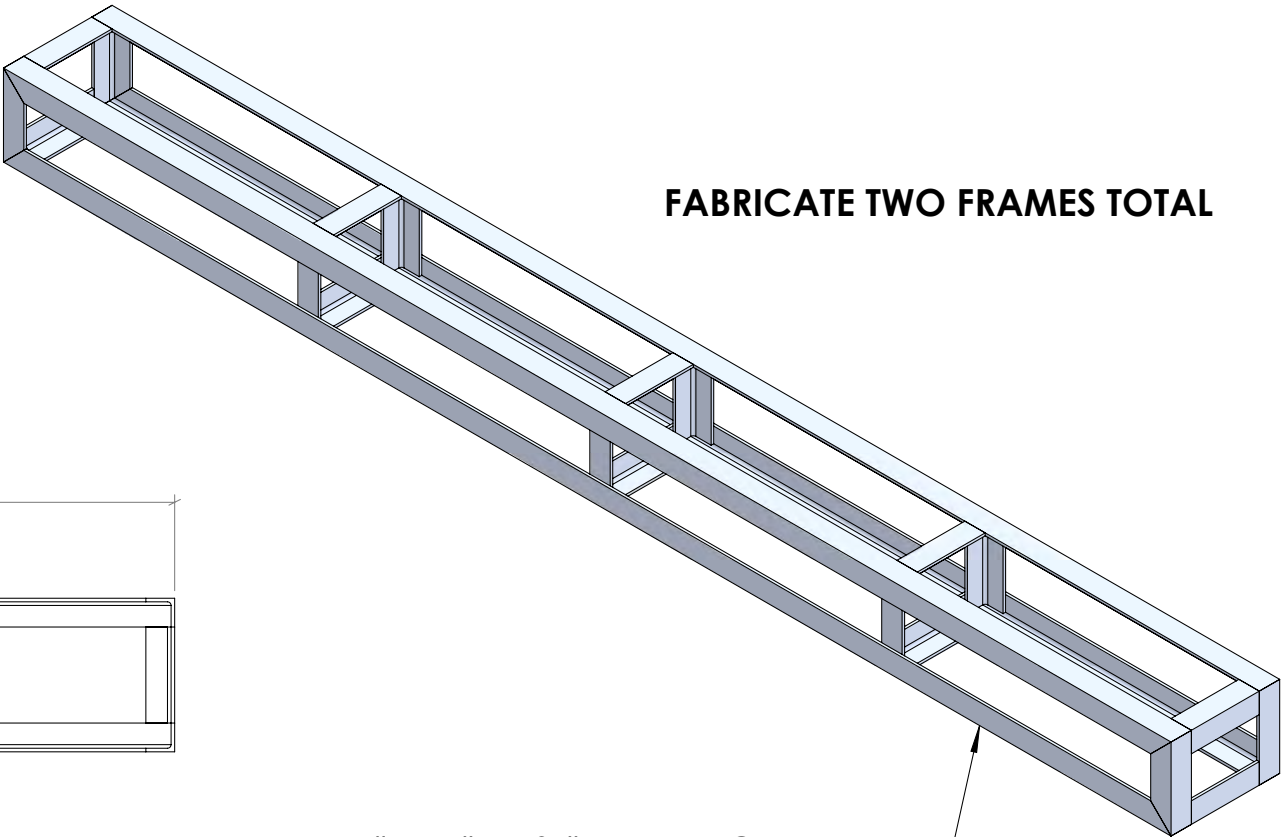
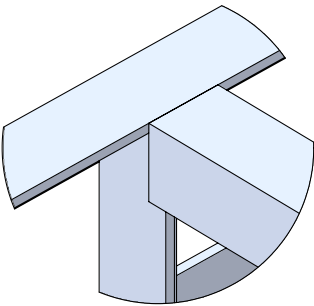
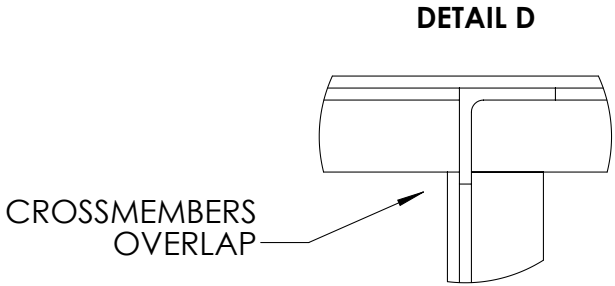


FINISH HOLES THRU BACK ONCE ATTACHED

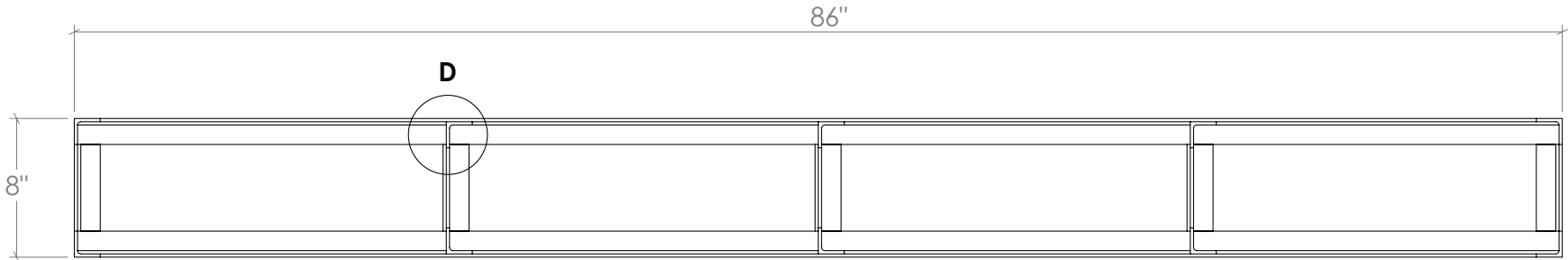
DETAIL C



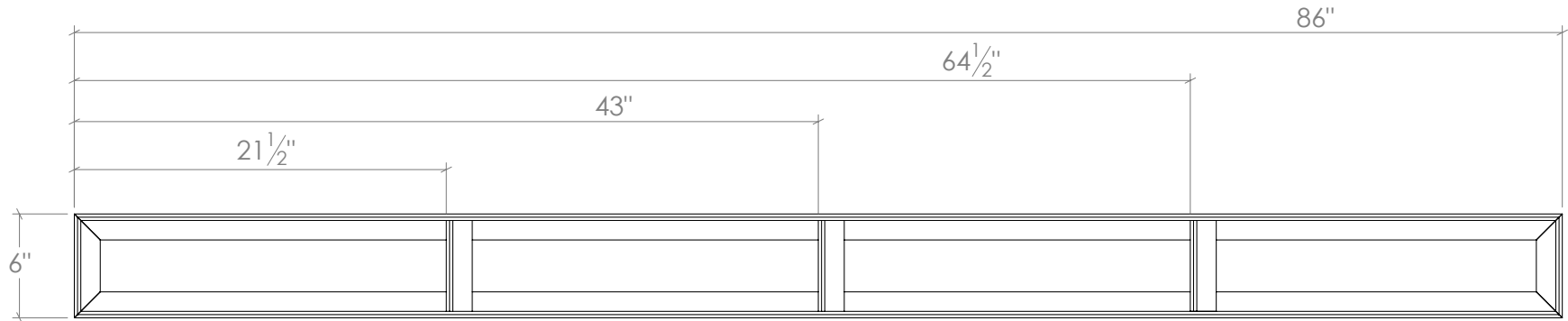
ALL HOLES  $\frac{3}{4}$ " FROM OPEN SIDE OF ANGLE



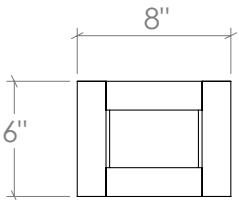
1.5" x 1.5" x .187" WALL ANGLE FRAME



TOP/BOTTOM



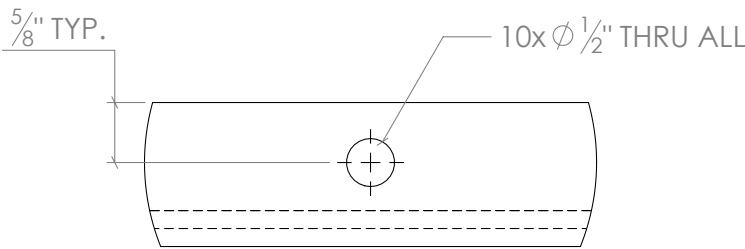
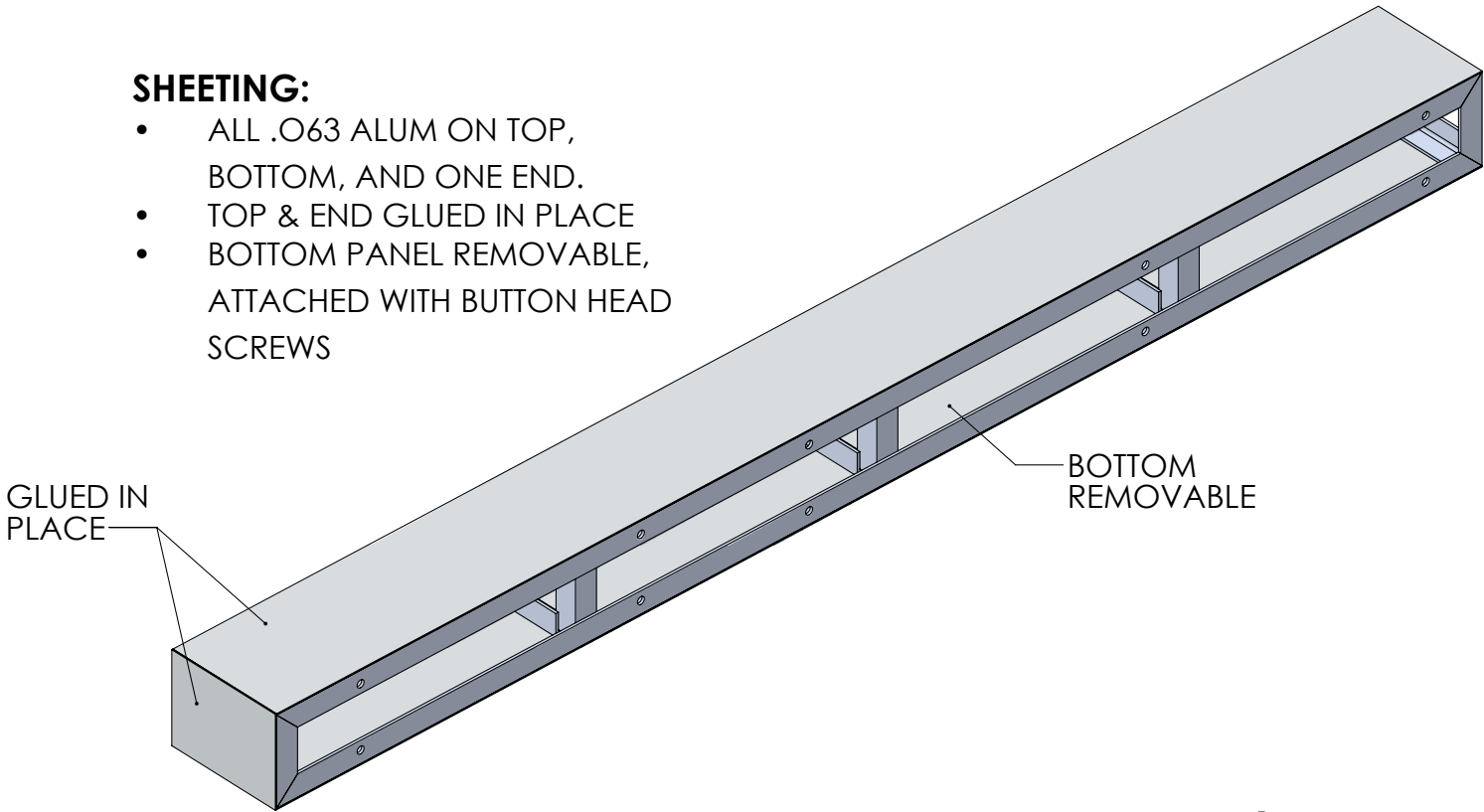
FRONT/BACK



SIDES

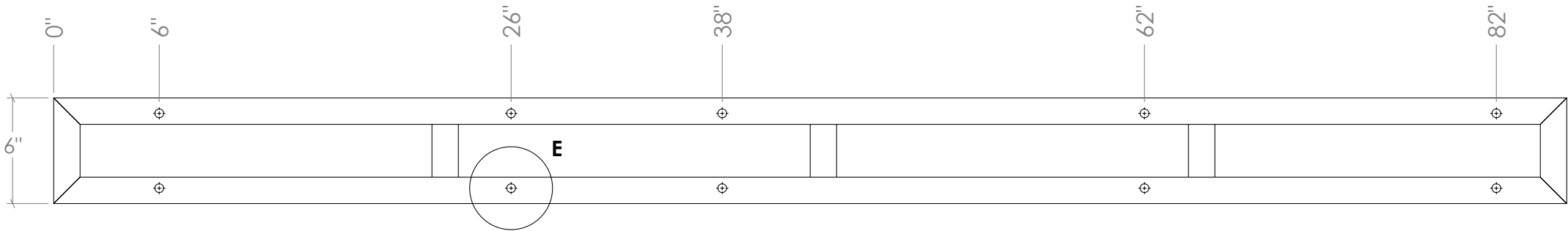
**SHEETING:**

- ALL .063 ALUM ON TOP, BOTTOM, AND ONE END.
- TOP & END GLUED IN PLACE
- BOTTOM PANEL REMOVABLE, ATTACHED WITH BUTTON HEAD SCREWS



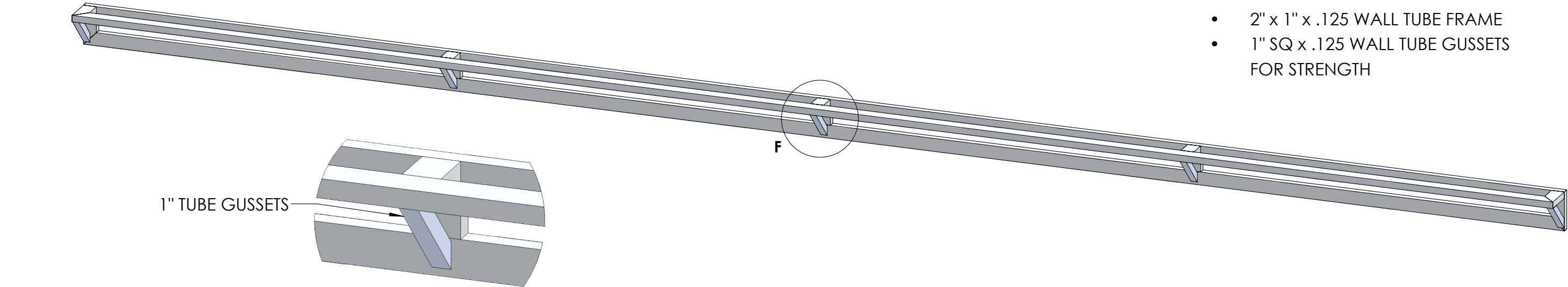
**DETAIL E**

HOLES 5/8" TYP. FROM INSIDE ANGLE



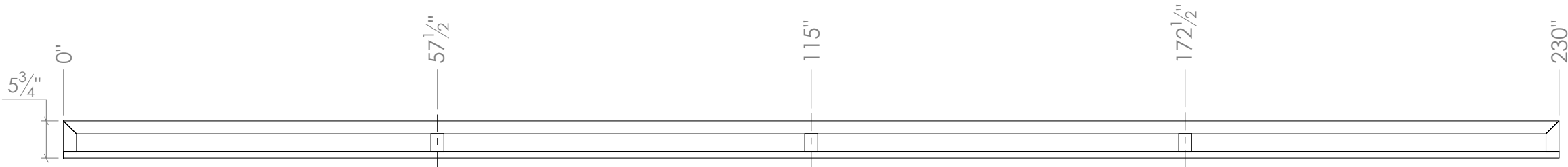
**HOLES IN BOTH SIDES OF FRAME**

- RACEWAY FRAME:**
- 2" x 1" x .125 WALL TUBE FRAME
  - 1" SQ x .125 WALL TUBE GUSSETS FOR STRENGTH

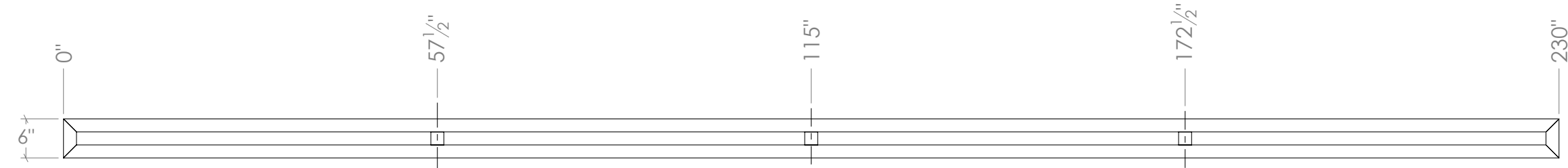


1" TUBE GUSSETS

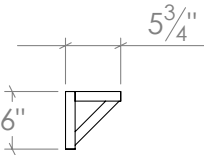
DETAIL F



TOP VIEW



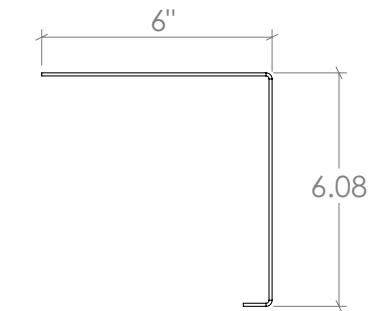
BACK VIEW



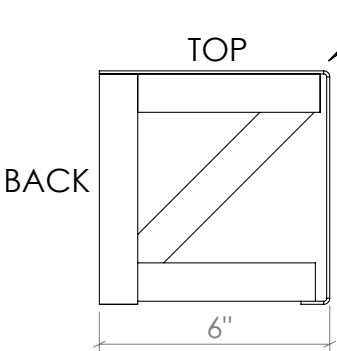
SIDE VIEW

RACEWAY SHEETING:

- BENT .080 ALUM SHEETING SHROUD & END CAPS
- 1" SQ TUBE SUPPORT STRUTS

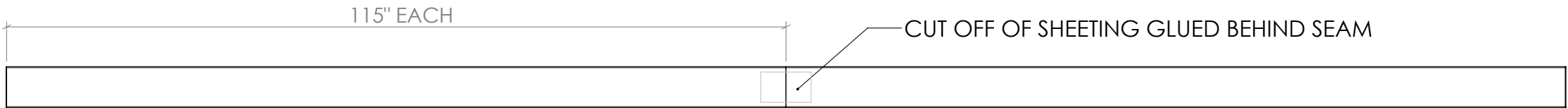
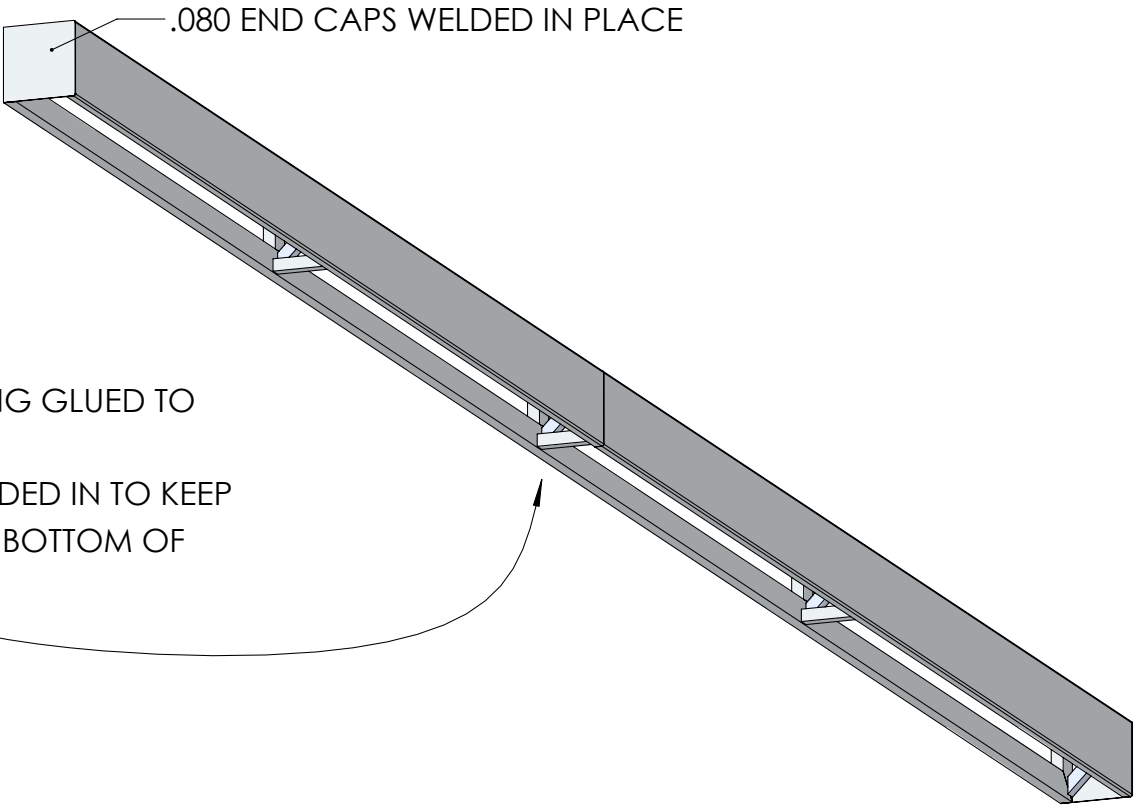


BENT .080 PROFILE



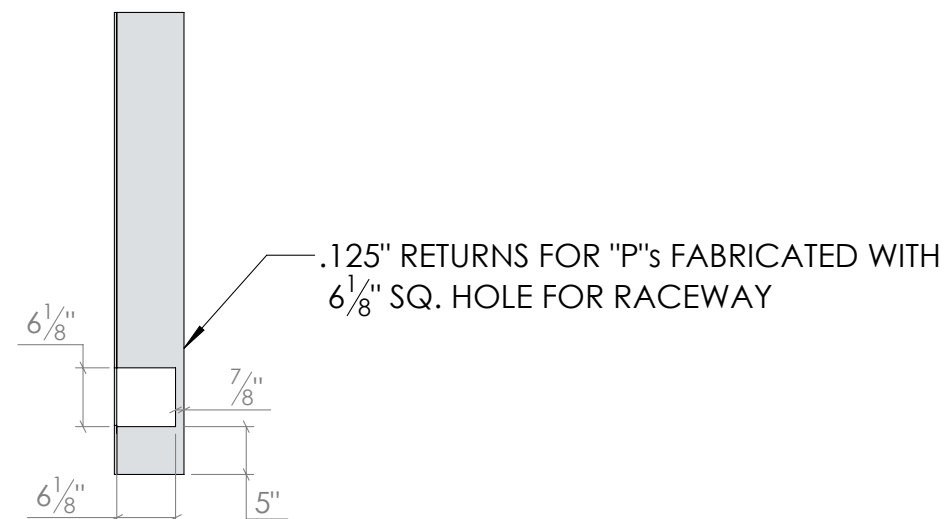
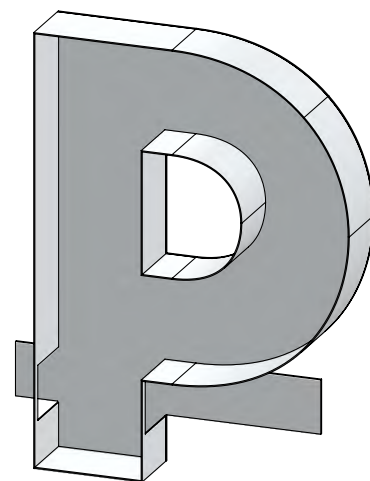
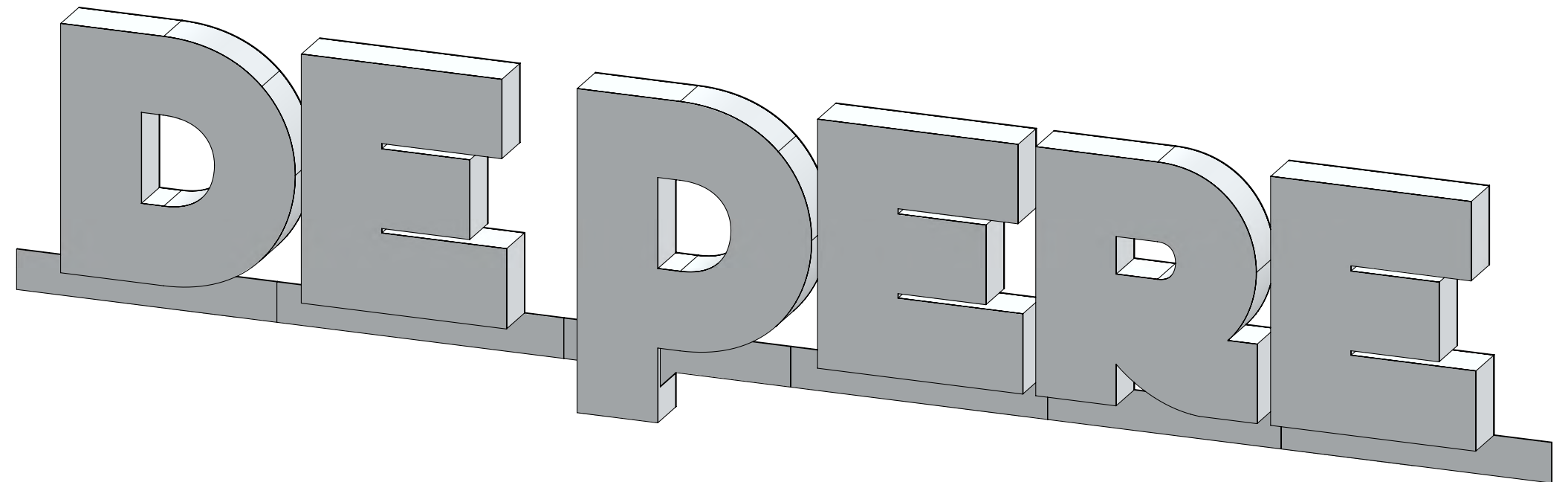
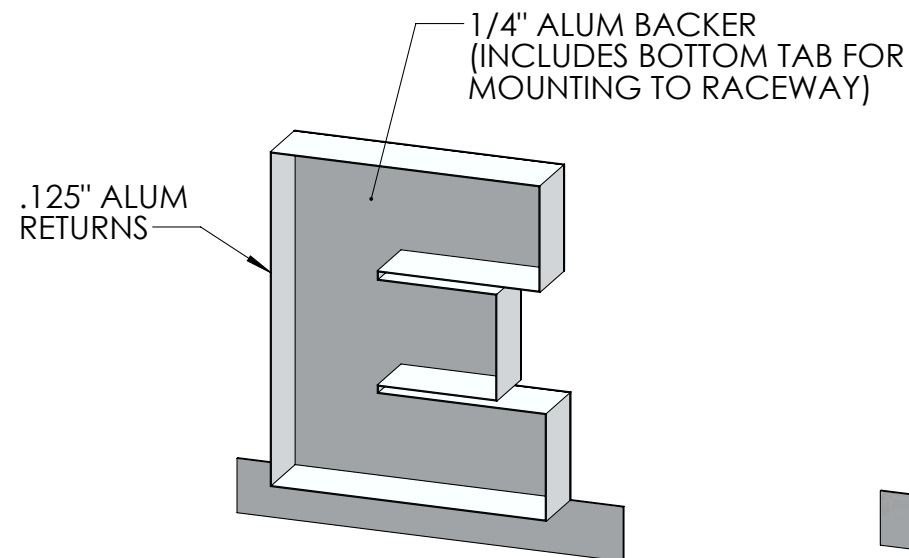
SIDE VIEW

- TOP OF SHEETING GLUED TO TOP OF FRAME
- 1" SQ TUBE WELDED IN TO KEEP 6" DISTANCE IN BOTTOM OF RACEWAY



FRONT VIEW






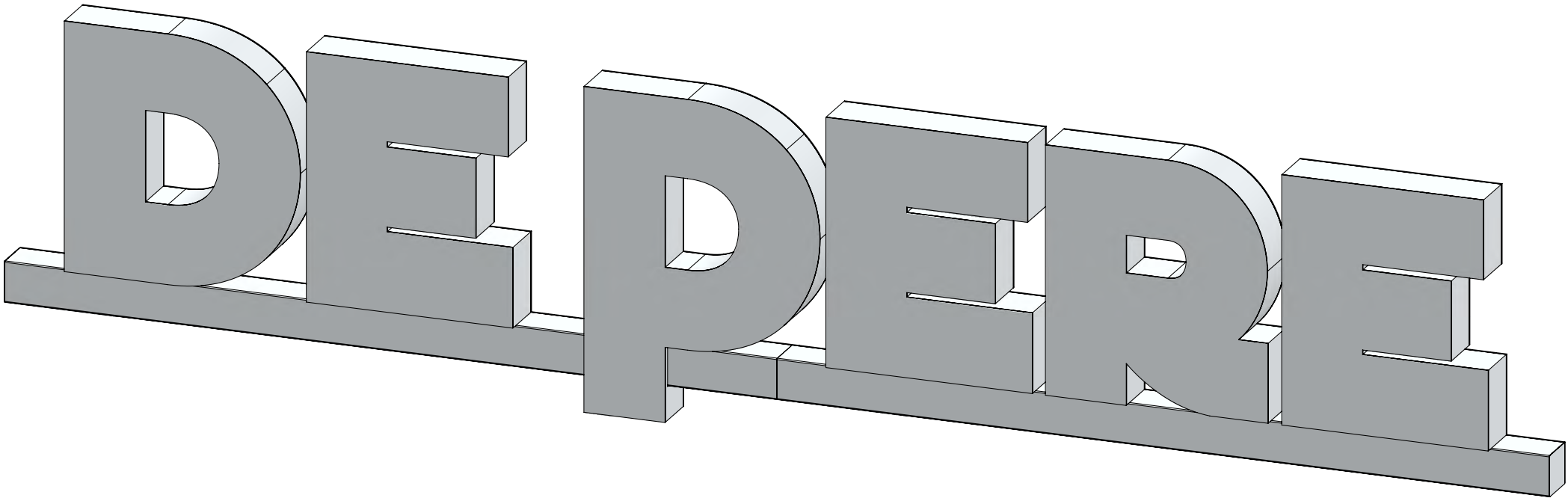
#### FABRICATED BACKER LETTERS: (2 SETS)

- INDIVIDUALLY ROUTED 1/4" ALUM. LETTER BACKS INCLUDE MOUNTING TAB & HOLES.
- FORMED .125" ALUM RETURNS
- ROUTED .125" ALUM FACES
- LETTERS FULLY WELDED, BUT LEFT AS INDIVIDUAL LETTERS FOR PAINT

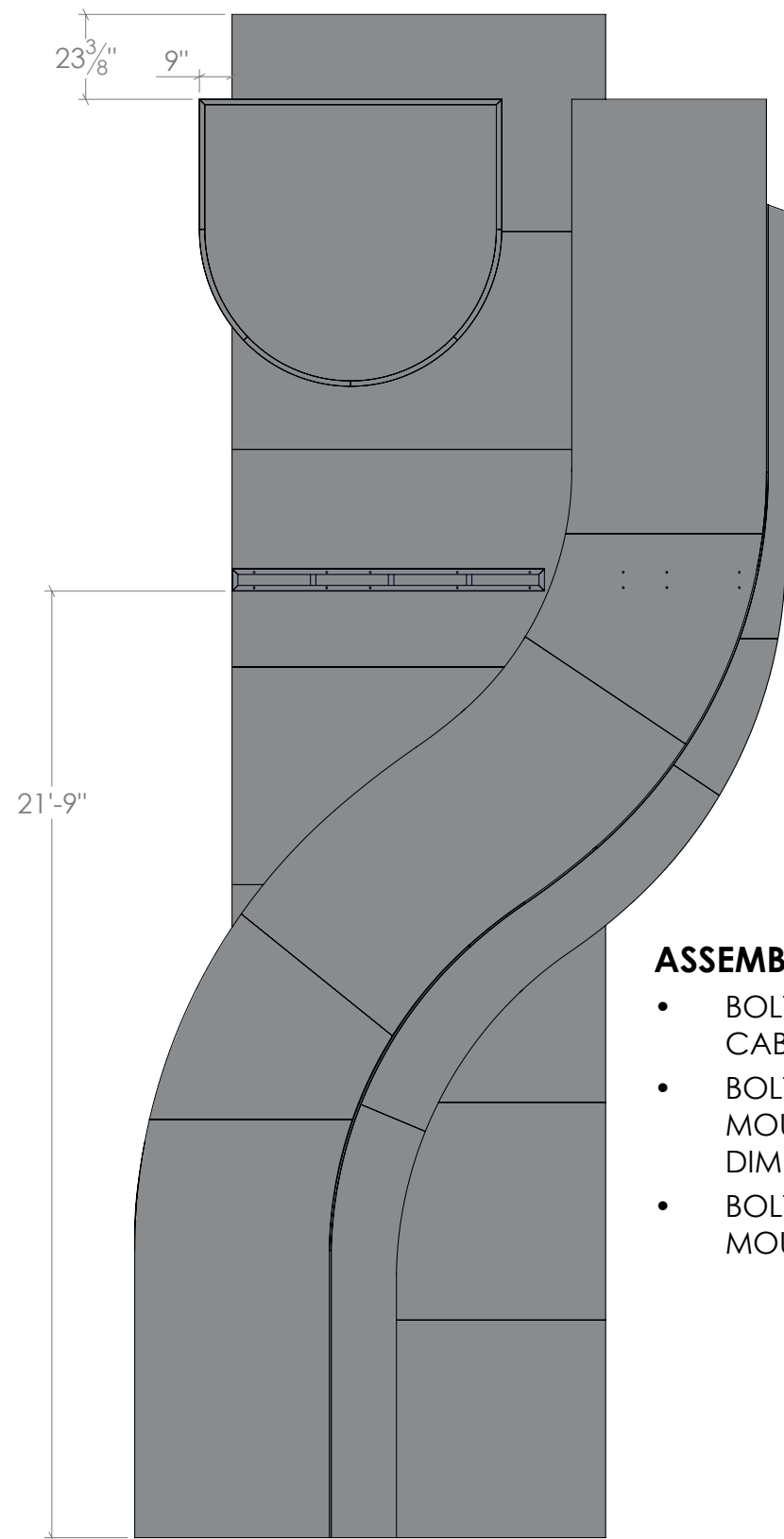


CHANNEL LETTER ASSEMBLIES (x2)

- FABRICATED BACKER LETTERS ATTACHED TO RACEWAY WITH PIPE SCREWS FROM INSIDE RACEWAY THRU BOTTOM OF LETTERS. (WILL BE ATTACHED MORE SECURELY WITH BOLTS WHEN MOUNTING TO CABINETS, DETAILED ON NEXT PAGE)
- 5" CHANNEL LETTERS MOUNTED CENTERED ON FRONT OF BACKER LETTERS.

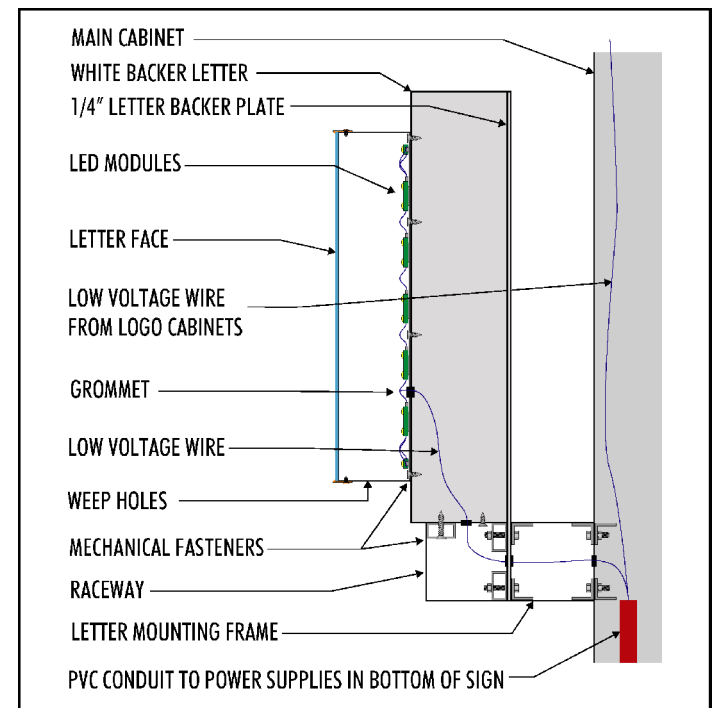

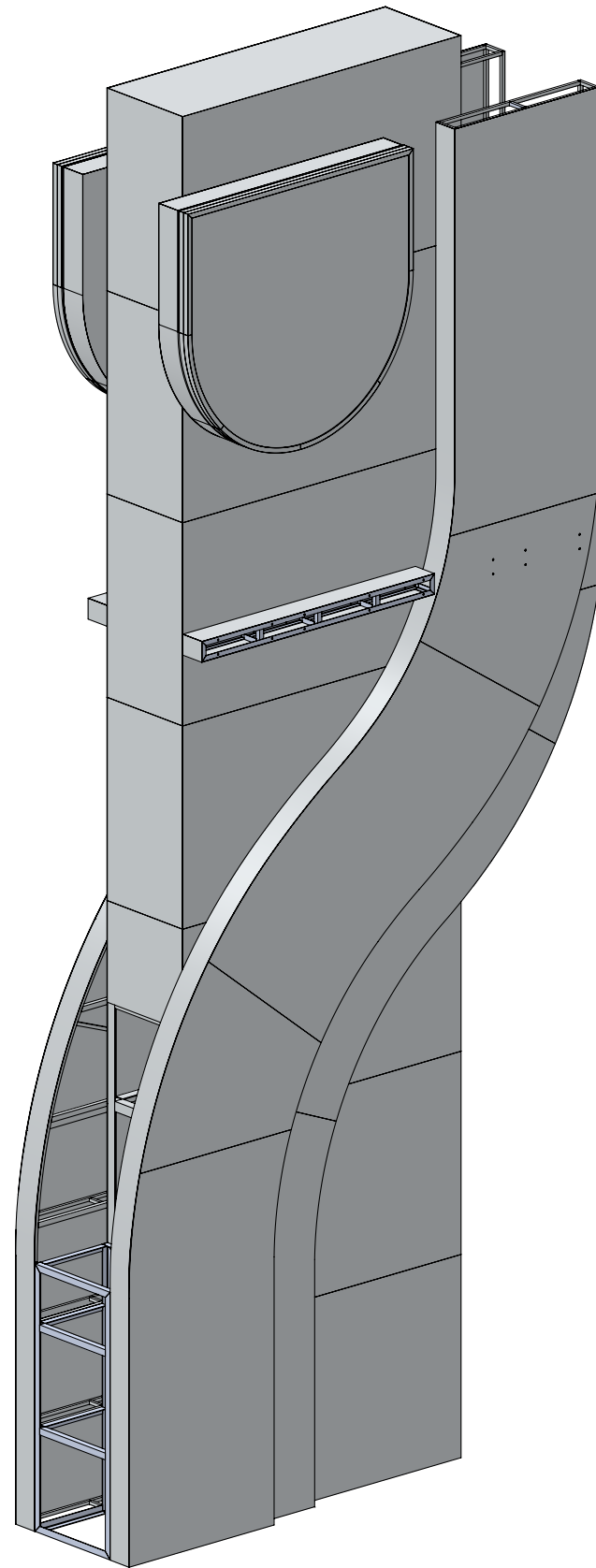



REMOVABLE .063 ALUM. BOTTOM PANELS FOR RACEWAY



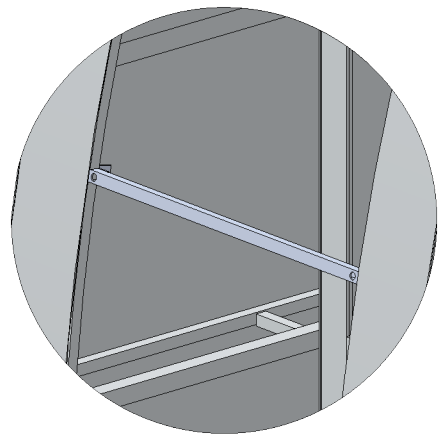
### ASSEMBLY

- BOLT CURVED SHROUDS TO MAIN CABINET
- BOLT LOGO CABINETS AND LETTER MOUNT FRAMES TO MAIN CABINET TO DIMENSIONS SHOWN
- BOLT LETTER ASSEMBLIES TO LETTER MOUNTS/SHROUDS





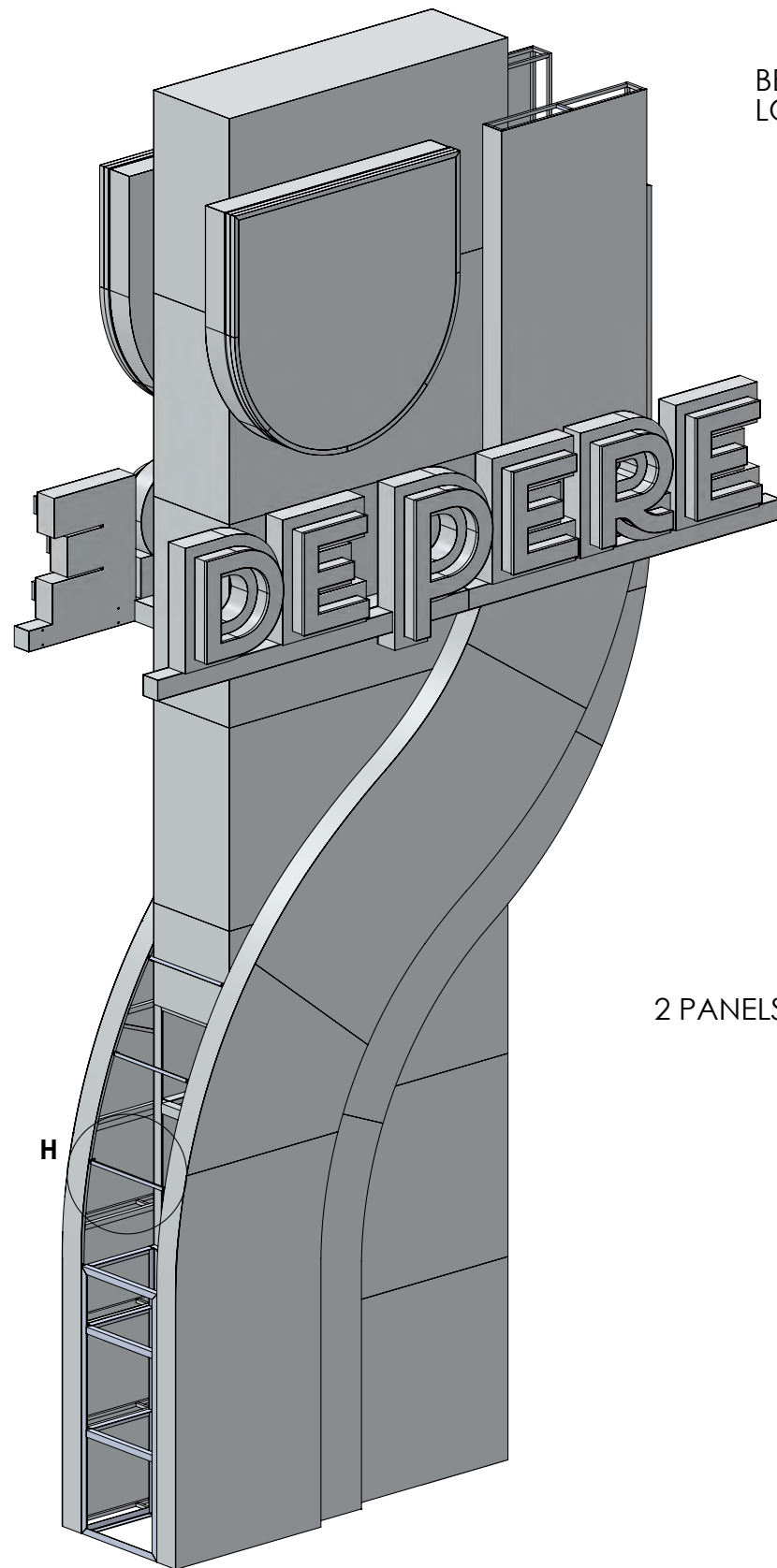
SPANNER (x6)



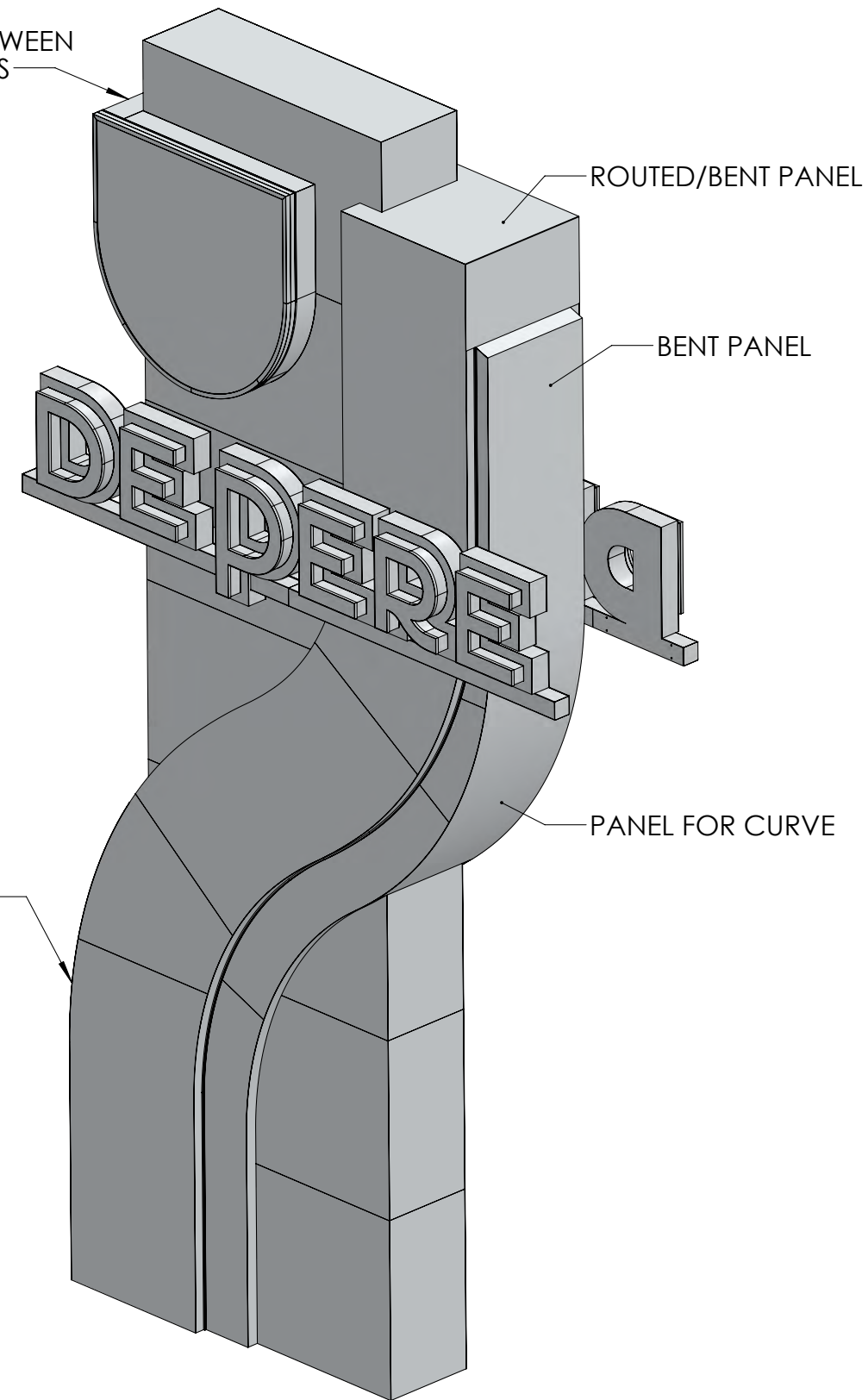
DETAIL H

**SPANNER FOR SIDE FILLER PANELS**

- BETWEEN CURVED SHROUDS (TOP AND BOTTOM) ATTACH SPANNER PARTS WHERE NECESSARY TO SUPPORT CENTER OF SIDE SHEETING PANELS
- ATTACH SIDE PANELS WITH BUTTON HEAD SCREWS



BENT PANEL BETWEEN  
LOGO CABINETS



ROUTED/BENT PANEL

BENT PANEL

PANEL FOR CURVE

2 PANELS FOR CURVE

**EXHIBIT 5**

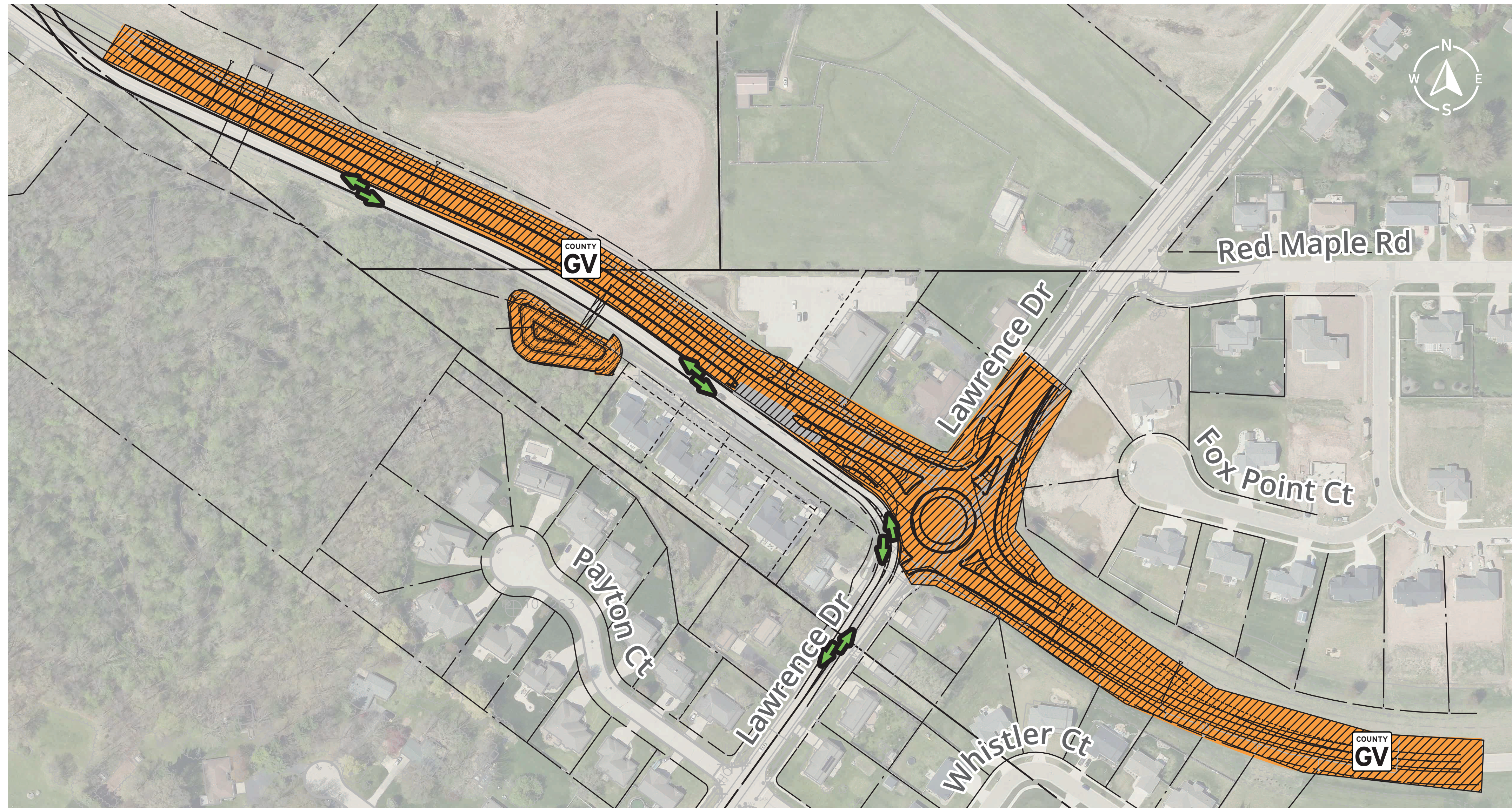
**CTH GV (SOUTHBRIGE RD/GENERATIONS BLVD) CONSTRUCTION STAGING**



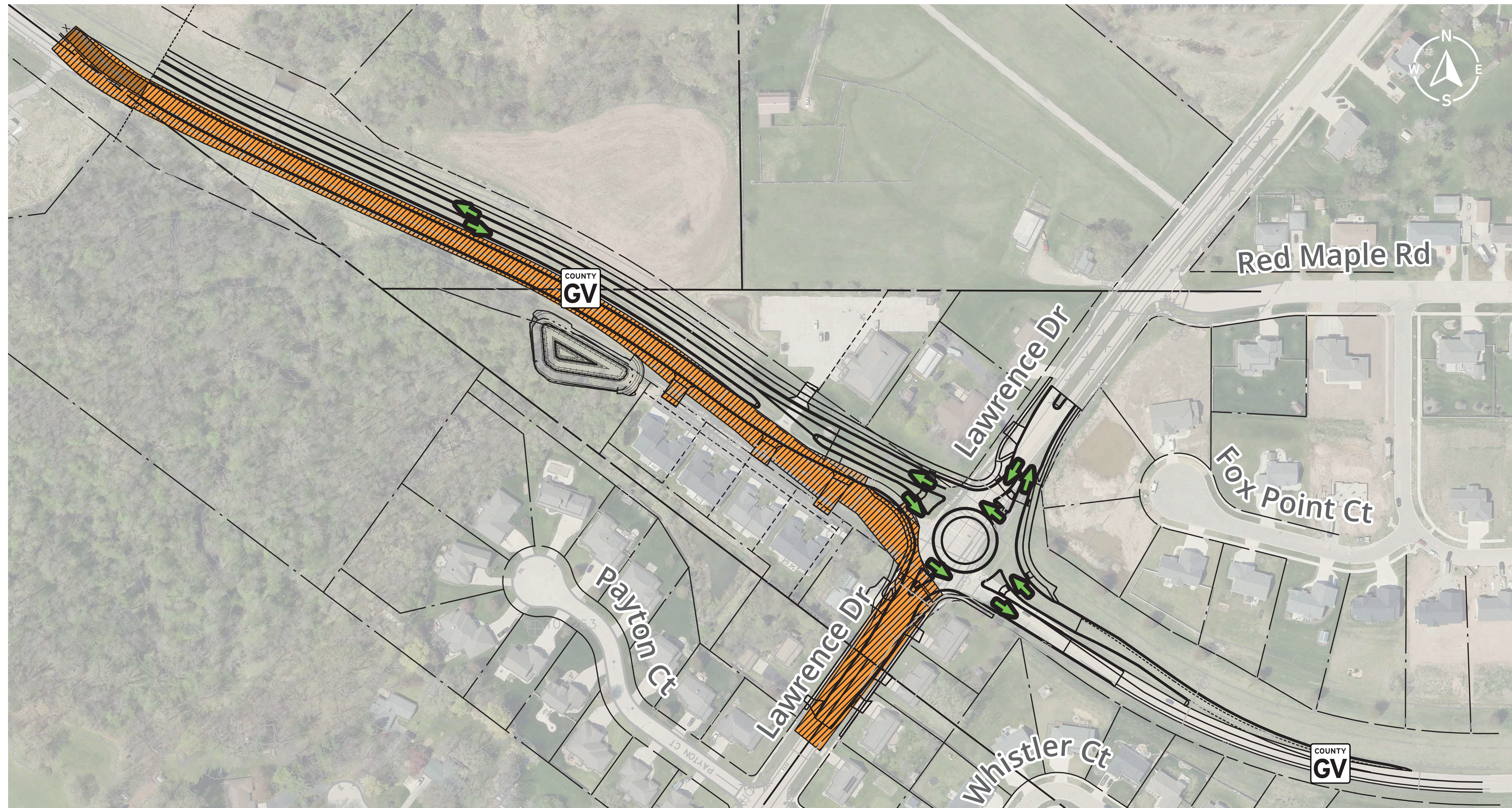


# CTH GV (Southbridge Rd/Generations Blvd) Construction Staging

## Stage 2



## Stage 3





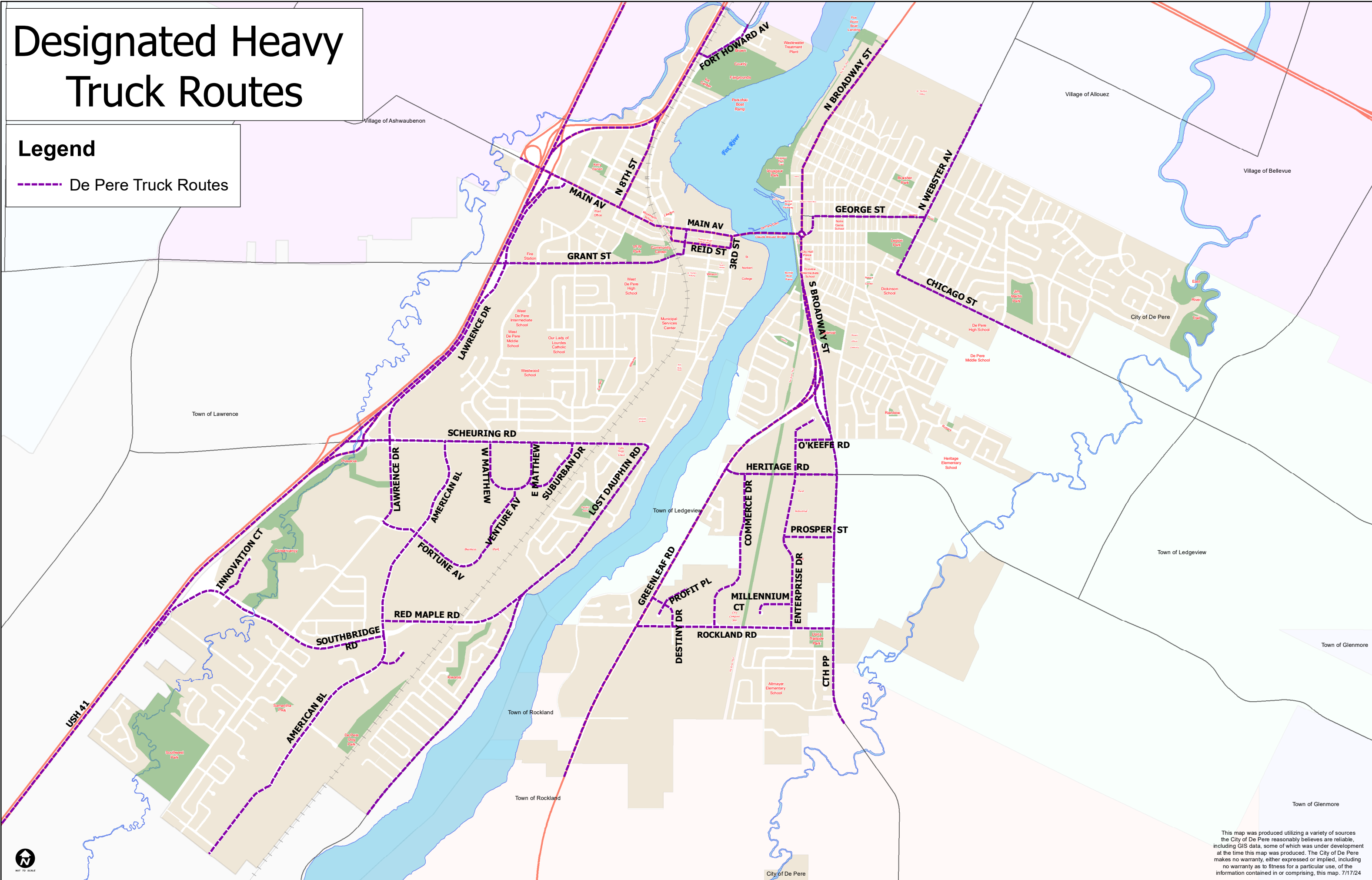
**EXHIBIT 6**

**CITY OF DE PERE DESIGNATED HEAVY TRUCK ROUTES MAP**

# Designated Heavy Truck Routes

Legend

De Pere Truck Routes



This map was produced utilizing a variety of sources the City of De Pere reasonably believes are reliable, including GIS data, some of which was under development at the time this map was produced. The City of De Pere makes no warranty, either expressed or implied, including no warranty as to fitness for a particular use, of the information contained in or comprising, this map. 7/17/24