

CITY OF DE PERE

PROJECT 20-05

SIDEWALK AND CURB REPAIRS

**BID DATE:
JANUARY 30, 2020
@ 1:00 PM**

Bid documents, including plans and specifications, are available for download at www.QuestCDN.com. The QuestCDN website can also be accessed through the City website at www.de-pere.org. On the homepage, click on the Projects Icon in the middle of the page. Download cost is \$15 for each contract. Bidding documents may be viewed on the QuestCDN website or at the Municipal Service Center, 925 S. Sixth Street, De Pere, WI 54115.

Bid Tabs must be verified by staff prior to posting and will be available for viewing on the website within 7 days following the bid opening. Award information will be pending until approved by the Common Council.

SECTION 00 01 10

TABLE OF CONTENTS

INTRODUCTORY INFORMATION

| <u>Section</u> | <u>Title</u> |
|----------------|----------------------|
| 00 00 01 | PROJECT MANUAL COVER |
| 00 01 10 | TABLE OF CONTENTS |

PROJECT BID DOCUMENTS

| <u>Section</u> | <u>Title</u> |
|----------------|-----------------------------|
| 00 11 13 | ADVERTISEMENT TO BID |
| 00 21 13 | INSTRUCTIONS TO BIDDERS |
| 00 41 13 | BID FORM |
| 00 41 43 | BID SCHEDULE |
| 00 43 13 | BID BOND |
| 00 43 33 | PROPOSED PRODUCTS FORM |
| 00 43 36 | TABULATION OF SUBCONTRACTOR |

CONTRACTING REQUIREMENTS

| <u>Section</u> | <u>Title</u> |
|----------------|---------------------------------------|
| 00 51 00 | NOTICE OF AWARD |
| 00 52 13 | CONTRACT |
| 00 55 00 | NOTICE TO PROCEED |
| 00 61 13 | PAYMENT BOND |
| 00 61 16 | PERFORMANCE BOND |
| 00 62 76 | APPLICATION FOR PAYMENT |
| 00 65 16 | CERTIFICATE OF SUBSTANTIAL COMPLETION |

DIVISION 1 GENERAL REQUIREMENTS

| <u>Section</u> | <u>Title</u> |
|----------------|---|
| 01 10 00 | SUMMARY OF WORK |
| 01 22 04 | MEASUREMENT AND PAYMENT STREET AND DRAINAGE CONSTRUCTION |
| 01 29 00 | PAYMENT PROCEDURES |
| 01 32 33 | CONSTRUCTION PHOTOGRAPHS |
| 01 33 00 | SUBMITTALS |
| 01 41 00 | REGULATORY REQUIREMENTS |
| 01 71 23 | FIELD ENGINEERING |

EXHIBITS

| | | |
|-----------|----------------------------------|---------|
| EXHIBIT A | WEST DE PERE REPAIR AREAS | 7 PAGES |
| EXHIBIT B | EAST DE PERE REPAIR AREAS | 9 PAGES |
| EXHIBIT C | SIDEWALK REPAIR AREA | 1 PAGE |
| EXHIBIT D | PATRIOT PARK PLAYGROUND SIDEWALK | 1 PAGE |
| EXHIBIT E | STANDARD DETAIL DRAWINGS | 4 PAGES |

CITY OF DE PERE 2020 STANDARD SPECIFICATIONS

CONTRACTING REQUIREMENTS

| <u>Section</u> | <u>Title</u> |
|----------------------|--|
| 00 70 00 | GENERAL CONDITIONS (See City of De Pere 2020 Standard Specifications) |
| DIVISION 31 – | EARTHWORK (See City of De Pere 2020 Standard Specifications) |
| DIVISION 32 – | EXTERIOR IMPROVEMENTS (See City of De Pere 2020 Standard Specifications) |
| DIVISION 33 – | UTILITIES (See City of De Pere 2020 Standard Specifications) |

SECTION 00 11 13

JANUARY 9, 2020 – JANUARY 16, 2020

CITY OF DE PERE

ADVERTISEMENT TO BID

PROJECT 20-05

SIDEWALK AND CURB REPAIRS

Sealed proposals will be received by the Board of Public Works of the City of De Pere at the Municipal Service Center, 925 South Sixth Street, De Pere, Wisconsin 54115, until 1:00 PM, Thursday, January 30, 2020, at which time they will be publicly opened and read aloud.

Project 20-05 for which proposals are being sought includes the following approximate quantities:

- 2,400 SY of 8-Inch, 6-Inch, and 4-Inch Concrete Sidewalk, Driveway and Ramp Replacement
- 170 SY of new 6-Inch and 4-Inch Concrete Sidewalk

Complete digital project bidding documents are available for viewing and/or downloading at www.QuestCDN.com or may be examined at the office of the Director of Public Works. Digital plan documents may be downloaded for \$15 by inputting Quest project #6645952 on Quest's Project Search page. The QuestCDN website can also be accessed through the City website at www.de-pere.org. On the homepage, click on the Projects icon in the center of the page.

Each proposal shall be accompanied by a certified check or bid bond in an amount equal to five percent (5%) of the bid, payable to the City of De Pere, as a guarantee that if the bid is accepted, the bidder will execute a contract and furnish a contract bond as set forth in the General Conditions of the City of De Pere. In case the bidder fails to file such contract and bond, the amount of the check or bid bond shall be forfeited to the City of De Pere as liquidated damages.

The letting of the contract is subject to the provisions of the following Wisconsin Statutes:

Section 62.15 regarding Public Works.

Section 66.0901(3) regarding Prequalification of Contractor.

Each bidder shall pre-qualify by submitting proof of responsibility on forms furnished by the Director of Public Works. Such forms shall be filed with the Director of Public Works no later than 4:00 PM, Monday, January 27, 2020. Prospective bidders who have previously submitted such forms subsequent to January 1, 2020 will not be required to separately submit such form for this project.

Project 20-05
Sidewalk and Curb Repairs

City of De Pere

The City of De Pere reserves the right to reject any or all bids, to waive any informalities in bidding and to accept any proposal which the Common Council deems most favorable to the interest of the City of De Pere.

Dated this 9th day of January 2020.

Board of Public Works
City of De Pere
Eric Rakers, P.E.
City Engineer

Project 20-05

SECTION 00 21 13

INSTRUCTIONS TO BIDDERS

ARTICLE 1 – DEFINED TERMS

- 1.1 Terms used in these Instructions to Bidders have the meanings indicated in the General Conditions. Additional terms used in these Instructions to Bidders have the meanings indicated below:
None

ARTICLE 2 – COPIES OF BIDDING DOCUMENTS

- 2.1 Complete sets of the Bidding documents in the number and for the deposit sum, if any, stated in the Advertisement to Bid may be obtained as stated in the Advertisement for bids.
- 2.2 Complete sets of Bidding Documents shall be used in preparing Bids; Owner does not assume any responsibility for errors or misinterpretations resulting from the use of incomplete sets of Bidding Documents.
- 2.3 Owner, in providing the Bidding Documents on the terms stated in the Advertisement for Bids, does so only for the purpose of obtaining Bids for the Work and does not confer a license or grant for any other use.

ARTICLE 3 – QUALIFICATIONS OF BIDDERS

- 3.1 In accordance with Section 66.0901(3), each bidder shall pre-qualify by submitting proof of responsibility on forms furnished by the Director of Public Works. Such forms shall be filed with the Director of Public Works as stated in the Advertisement for Bids. Prospective bidders who have previously submitted such forms after January 1st of this year will not be required to separately submit such form for this project.

ARTICLE 4 – EXAMINATION OF BIDDING DOCUMENTS, OTHER RELATED DATA AND SITE

- 4.1 Provisions concerning responsibilities for the adequacy of data furnished to prospective Bidders with Underground Facilities, and possible changes in the Bidding Documents due to differing or unanticipated conditions appear in the General Conditions.
- 4.2 Underground Facilities
- A. Information and data shown or indicated in the Bidding Documents with respect to existing Underground Facilities at or contiguous to the Site is based upon information and data furnished to Owner and Engineer by owners of such Underground Facilities, including Owner, or others.

4.3 Subsurface and Physical Conditions

A. The technical data includes:

1. Those reports known to Owner of explorations and tests of subsurface conditions at or contiguous to the Site; and
2. Those drawings known to Owner of physical conditions relating to existing surface or subsurface structures at the Site (except underground Facilities).
3. No reports of explorations or tests of subsurface conditions at or contiguous to the Site, or drawings of physical conditions relating to existing surface or subsurface structures at the Site, are known to Owner.

B. Limited Reliance by Contractor on Technical Data Authorized: Contractor may rely upon the accuracy of the “technical data” contained in such reports and drawings, but such reports and drawings are not Contract Documents. Contractor may not rely upon or make any claim against Owner, or any of their officers, directors, members, partners, employees, agents, consultants, or subcontractors with respect to:

1. the completeness of such reports and drawings for Contractor’s purposes, including but not limited to, any aspects of the means, methods, techniques, sequences, and procedures of construction to be employed by Contractor, and safety precautions and programs incident thereto; or
2. Other data, interpretations, opinions, and information contained in such reports or shown or indicated in such drawings; or
3. Any Contractor interpretation of or conclusion drawn from any “technical data” or any such other data, interpretations, opinions, or information.

4.4 On request, Owner will provide Bidder access to the Site to conduct such examinations, investigations, explorations, tests, and studies as Bidder deems necessary for submission of a Bid. Bidder shall fill all holes and clean up and restore the Site to its former condition upon completion of such explorations, investigations, tests, and studies. Bidder shall comply with all applicable Laws and Regulations relative to excavation and utility locates.

4.5 Reference is made to Section 01 10 00: Summary of Work, for work that will be completed and for the identification of the general nature of other work that is to be performed at the Site by Owner or others (such as utilities and other prime contractors) that relates to the Work contemplated by these Bidding Documents. On request, Owner will provide to each Bidder for examination access to or copies of Contract Documents (other portions thereof related to price) for such other work.

4.6 It is the responsibility of each Bidder before submitting a Bid to:

- A. Examine and carefully study the Bidding Documents, the other related data identified in the Bidding Documents, and any Addenda;**

- B. Visit the Site and become familiar with and satisfy Bidder as to the general, local, and Site conditions that may affect cost, progress, and performance of the Work;
 - C. Become familiar with and satisfy Bidder as to all federal, state, and local Laws and Regulations that may affect cost, progress, and performance of the Work;
 - D. Obtain and carefully study (or accept consequences of not doing so) all examinations, investigations, explorations, tests, studies, and data concerning conditions (surface, subsurface, and Underground Facilities) at or contiguous to the Site which may affect cost, progress, or performance of the Work or which relate to any aspect of the means, methods, techniques, sequences, and procedures of construction to be employed by Bidder, including applying any specific means, methods, techniques, sequences, and procedures of construction expressly required by the Bidding Documents, and safety precautions and programs incident thereto;
 - E. Agree at the time of submitting its Bid that no further examinations, investigations, explorations, tests, studies, or data are necessary for the determination of its Bid for performance of the Work at the price(s) bid and within the times and in accordance with the other terms and conditions of the Bidding Documents;
 - F. Become aware of the general nature of the work to be performed by Owner and others at the Site that relates to the Work as indicated in the Bidding Documents;
 - G. Correlate the information known to Bidder, information and observations obtained from visits to the Site, reports and drawings identified in the Bidding Documents, and all additional examinations, investigations, explorations, tests, studies, and data with the Bidding Documents;
 - H. Promptly give Engineer written notice of all conflicts, errors, ambiguities, or discrepancies, that bidder discovers in the Bidding Documents and confirm that the written resolution thereof by Engineer is acceptable to Bidder; and
 - I. Determine that the Bidding Documents are generally sufficient to indicate and convey understanding of all terms and conditions for the performance of the Work.
- 4.7 The submission of a Bid will constitute an incontrovertible representation by Bidder that Bidder has complied with every requirement of this Article 4, that without exception the Bid is premised upon performing and furnishing the Work required by the Bidding Documents and applying any specific means, methods, techniques, sequences, and, procedures of construction that may be shown or indicated or expressly required by the Bidding Documents, that Bidder has given Engineer written notice of all conflicts, errors, ambiguities, and discrepancies that Bidder has discovered in the Bidding Documents and the written resolutions thereof by Engineer are acceptable to Bidder, and that the Bidding Documents are generally sufficient to indicate and convey understanding of all terms and conditions for performing and furnishing the Work.

ARTICLE 5 – SITE AND OTHER AREAS

- 5.1 The Site is identified in the Bidding Documents. Easements for permanent structures or permanent changes in existing facilities are to be obtained and paid for by Owner unless otherwise provided in the Bidding Documents. All additional lands and access thereto required for temporary construction facilities, construction equipment, or storage of materials and equipment to be incorporated in the Work are to be obtained and paid for by Contractor.

ARTICLE 6 – INTERPRETATIONS AND ADDENDA

- 6.1 All questions about the meaning or intent of the Bidding Documents are to be submitted to Engineer in writing. Interpretations or clarifications considered necessary by Engineer in response to such questions will be issued by Addenda mailed or delivered to all parties recorded by Engineer as having received the Bidding Documents. Questions received less than ten days prior to the date for opening of Bids may not be answered. Only questions answered by Addenda will be binding. Oral and other interpretations or clarifications will be without legal effect.
- 6.2 Addenda may be issued to clarify, correct, or change the Bidding Documents as deemed advisable by Owner and Engineer.

ARTICLE 7 – BID SECURITY

- 7.1 A Bid shall be accompanied by Bid security made payable to Owner in an amount of five percent (5%) of Bidder's maximum Bid price and in the form of a certified check or bank money order or Bid bond (on the form attached) issued by a surety meeting the requirements of the General Conditions. Submittal of a Bid Bond on a form other than the Bid Bond form included in the Bidding Documents may be cause for rejection of Bid.
- 7.2 The Bid security of the Successful Bidder will be retained until such Bidder has executed the Contract documents, furnished the required contract security and met the other conditions of the Notice of Award, whereupon the Bid security will be returned. If the Successful Bidder fails to execute and deliver the Contract Documents and furnish the required contract security within fifteen (15) days after the Notice of Award, Owner may annul the Notice of Award and the Bid security of that Bidder will be forfeited. The Bid security of other Bidders whom Owner believes to have a reasonable chance of receiving the award may be retained by Owner per the General Conditions.
- 7.3 Bid security of other Bidders whom Owner believes do not have a reasonable chance of receiving the award will be returned within seven days after the Bid opening.

ARTICLE 8 – CONTRACT TIMES

- 8.1 The number of days within which, or the dates by which, Milestones are to be achieved and the Work is to be substantially completed and ready for final payment are set forth in the Bid Form and Summary of Work.

ARTICLE 9 – LIQUIDATED DAMAGES

- 9.1 Provisions for liquidated damages are set forth in the General Conditions.

ARTICLE 10 – SUBSTITUTE AND “OR-EQUAL” ITEMS

- 10.1 The Contract, if awarded, will be on the basis of materials and equipment specified or described in the Bidding Documents without consideration of possible substitute or “or-equal” items. Whenever it is specified or described in the Bidding Documents that a substitute or “or-equal” item of material or equipment may be furnished or used by Contractor if acceptable to Engineer, application for such acceptance will not be considered by Engineer until after the Effective Date of the Bid Form and Summary of Work.

ARTICLE 11 – SUBCONTRACTORS, SUPPLIERS, AND OTHERS

- 11.1 The Bidder shall submit with the Bid to Owner a list of all such Subcontractors, Suppliers, individuals, or entities proposed for those portions of the Work for which such identification is required. Such list shall be accompanied by an experience statement with pertinent information regarding similar projects and other evidence of qualification for each such Subcontractor, Supplier, individual, or entity, Owner may, before the Notice of Award is given, request apparent Successful Bidder to submit a substitute, in which case apparent Successful Bidder shall submit an acceptable substitute, Bidder’s Bid price will be increased (or decreased) by the difference in cost occasioned by such substitution, and Owner may consider such price adjustment in evaluating Bids and making the Contract award.
- 11.2 If apparent Successful Bidder declines to make any such substitution, Owner may award the Contract to the next lowest Bidder that proposed to use acceptable Subcontractors, Suppliers, individuals, or entities. Declining to make requested substitutions will not constitute grounds for forfeiture of the Bid security of any Bidder. Any Subcontractor, Supplier, individual, or entity so listed and against which Owner makes no written objection prior to the giving of the Notice of Award will be deemed acceptable to Owner subject to revocation of such acceptance after the Effective Date of the Agreement.
- 11.3 Contractor shall not be required to employ any Subcontractor, Supplier, individual, or entity against whom Contractor has reasonable objection.

ARTICLE 12 – PREPARATION OF BID

- 12.1 The Bid form is included with the Bidding documents.
- 12.2 All blanks on the Bid Form shall be completed by printing in ink or by typewrite and the Bid signed in ink. Erasures or alterations shall be initialed in ink by the person signing the Bid Form. A Bid price shall be indicated for each alternative, and unit price item listed therein, or the words “No Bid,” “No Change,” or “Not Applicable” entered.
- 12.3 A Bid by a corporation shall be executed in the corporate name by the president or a vice-president or other corporate officer accompanied by evidence of authority to sign. The corporate seal shall be affixed and attested by the secretary or an assistant secretary. The corporate address and state of incorporations shall be shown below the seal.
- 12.4 A Bid by a partnership shall be executed in the partnership name and signed by a partner (whose title must appear under the signature), accompanied by evidence of authority to sign. The official address of the partnership shall be shown below the signature.
- 12.5 A Bid by a limited liability company shall be executed in the name of the firm by a member and accompanied by evidence of authority to sign. The state of formation of the firm and the official address of the firm shall be shown below the signature.
- 12.6 A Bid by an individual shall show the Bidder’s name and official address.
- 12.7 A Bid by a joint venture shall be executed by each joint venture in the manner indicated on the Bid Form. The official address of the joint venture shall be shown below the signature.
- 12.8 All names shall be typed or printed in ink below the signatures.
- 12.9 The Bid shall contain an acknowledgement of receipt of all Addenda, the numbers of which shall be filled in on the Bid Form.
- 12.10 The address and telephone number for communications regarding the Bid shall be shown.
- 12.11 The Bid shall contain evidence of Bidder’s authority and qualification to do business in the state where the Project is located or covenant to obtain such qualification prior to award of the Contract. Bidder’s state contractor license number, if any, shall also be shown on the Bid Form.

ARTICLE 13 – BASIS OF BID; COMPARISON OF BIDS

- 13.1 Unit Price
 - A. Bidders shall submit a Bid on a unit price basis for each item of Work listed in the Bid Schedule.

- B. The total of all estimated prices will be the sum of the products of the estimated quantity of each item and the corresponding unit price. The final quantities and Contract Price will be determined in accord with the General Conditions.
- C. Discrepancies between the multiplication of units of Work and unit prices will be resolved in favor of the unit prices. Discrepancies between the indicated sum of any column of figures and the correct sum thereof will be resolved in favor of the correct sum. Discrepancies between words and figures will be resolved in favor of the words.

ARTICLE 14 – SUBMITTAL OF BID

- 14.1 A Bid shall be submitted no later than date and time prescribed and at place indicated in Advertisement for Bids and shall be enclosed in a plainly marked package with the Project title (and, if applicable, designated portion of the Project for which the Bid is submitted), name and address of Bidder, and shall be accompanied by the Bid security and other required documents. If a Bid is sent by mail or other delivery system, sealed envelope containing the Bid shall be enclosed in a separate package plainly marked on outside with the notation “BID ENCLOSED.” A mailed Bid shall be addressed to City of De Pere, Municipal Service Center, 925 South Sixth Street, De Pere, WI 54115. Electronically transmitted Bids will not be accepted.

- 14.2 See Bid Form for a list of documents typically required to be submitted with the Bid.

ARTICLE 15 – MODIFICATION AND WITHDRAWAL OF BID

- 15.1 A Bid may be modified or withdrawn by an appropriate document duly executed in the manner that a Bid must be executed and delivered to the place where Bids are to be submitted prior to the date and time for the opening of Bids.
- 15.2 If within 24 hours after Bids are opened, any Bidder files a duly signed written notice with Owner and promptly thereafter demonstrates to the reasonable satisfaction of Owner that there was a material and substantial mistake in the preparation of its Bid, that Bidder may withdraw its Bid, and the Bid security will be returned. Thereafter, if the Work is rebid, that Bidder will be disqualified from further bidding on the Work.

ARTICLE 16 – OPENING BIDS

- 16.1 Bids will be opened at the time and place indicated in the Advertisement to Bid and, unless obviously non-responsive, read aloud publicly. An abstract of the amounts of the base bids and major alternates, if any, will be made available to Bidders after the opening of Bids.

ARTICLE 17 – BIDS REMAIN SUBJECT TO ACCEPTANCE

- 17.1 All bids will remain subject to acceptance for the period of time stated in the General Conditions, but Owner may, in its sole discretion, release any Bid and return the Bid security prior to the end of this period.

ARTICLE 18 – EVALUATION OF BIDS AND AWARD OF CONTRACT

- 18.1 Owner reserves the right to reject any or all Bids, including without limitation, nonconforming, nonresponsive, unbalanced, or conditional Bids. Owner further reserves the right to reject the Bid of any Bidder whom it finds, after reasonable inquiry and evaluation, to not be responsible. Owner may also reject the Bid of any Bidder if Owner believes that it would not be in the best interest of the Project to make an award to that Bidder. Owner also reserves the right to waive all informalities not involving price, time, or changes in the Work and to negotiate contract terms with the Successful Bidder.
- 18.2 More than one Bid for the same Work from an individual or entity under the same or different names will not be considered. Reasonable grounds for believing that any Bidder has an interest in more than one Bid for the Work may be cause for disqualification of that Bidder and the rejection of all Bids in which that Bidder has an interest.
- 18.3 In evaluating Bids, Owner will consider whether or not the Bids comply with the prescribed requirements, and such alternates, unit prices and other data, as may be requested in the Bid Form or prior to the Notice of Award.
- 18.4 In evaluating Bidders, Owner will consider the qualifications of Bidders and may consider the qualifications and experience of Subcontractors, Supplier, and other individuals or entities proposed for those portions of the Work for which the identify of Subcontractors, Suppliers, and other individuals or entities must be submitted as provided in the Supplementary Conditions.
- 18.5 Owner may conduct such investigations as Owner deems necessary to establish the responsibility, qualifications, and financial ability of Bidders, proposed Subcontractors, Suppliers, individuals, or entities to perform the Work in accordance with the Contract Documents.
- 18.6 Bidder agrees to waive any claim it has or may have against the Owner and the respective employees arising out of or in connection with the administration, evaluation or recommendation of any Bid.
- 18.7 If the Contract is to be awarded, Owner will award the Contract to the lowest responsible responsive Bidder whose Bid is in the best interests of the Project.

ARTICLE 19 – CONTRACT SECURITY AND INSURANCE

- 19.1 The General Conditions set forth Owner's requirements as to performance and payment bonds and insurance. When the Successful Bidder delivers the executed Agreement to Owner, it shall be accompanied by such bonds and a certificate of insurance.

ARTICLE 20 – SIGNING OF AGREEMENT

- 20.1 When Owner gives a Notice of Award to the Successful Bidder, it shall be accompanied by the required number of unsigned counterparts of the Agreement with the other Contract Documents which are identified in the Agreement as attached thereto. Within ten (10) days thereafter, Successful Bidder shall sign and deliver the required number of counterparts of the Agreement and attached documents to Owner. Within ten (10) days thereafter, Owner shall deliver one fully signed counterpart to Successful Bidder with a complete set of Drawings with appropriate identification.

END OF SECTION

SECTION 00 41 13

CITY OF DE PERE

BID FORM

PROJECT 20-05

This bid, submitted by the undersigned Bidder to the City of De Pere, in accordance with the Advertisement to Bid, which will be received until 1:00 PM, Thursday January 30, 2020 is to furnish and deliver all materials, and to perform and do all work on the project designated, by October 15, 2020.

Bidder has examined and carefully prepared the bid from the plans and specifications and has checked the same in detail before submitting said proposal or bid; and that said bidder or bidder's agents, officer or employees have not, either directly or indirectly, entered into any agreement, participated in any collusion, or otherwise taken any action in restraint of free competitive bidding in connection with this proposal or bid.

Bidder has examined and carefully studied the Bidding Documents, other related data identified in the Bidding Documents, and the following Addenda, receipt of which is hereby acknowledged:

Addendum No.

Addendum Date

BASIS OF BID:

Bidder will complete the Work in accordance with the Contract documents for the following price(s):

As stated in the attached Unit Price Bid Schedule.

Unit Prices have been computed in accordance with the General Conditions.

Bidder acknowledges that estimated quantities are not guaranteed, and are solely for the purpose of comparison of Bids, and final payment for all Unit Price Bid items will be based on actual quantities, determined as provided in the Contract Documents.

TOTAL BID PRICE: \$ _____

**Project 20-05
Sidewalk and Curb Repairs**

City of De Pere

ATTACHMENTS TO THIS BID

The following documents are submitted with and made a condition of this Bid:

- | | | |
|----|------------------------------|--------------------|
| A. | Required Bid Security | |
| B. | Unit Price Bid Schedule | (Section 00 41 43) |
| C. | Proposed Products Form | (Section 00 43 33) |
| B. | Tabulation of Subcontractors | (Section 00 43 36) |

BID SUBMITTAL

This Bid is submitted by _____ of _____.

The Bidder, being duly sworn, does dispose that they are an authorized representative of

Bidder, if Bidder is:

An Individual

Name (typed or printed): _____

By: _____
(Individual's signature)

Doing business as: _____

A Partnership

Partnership Name: _____

By: _____
(Signature of general partner – attach evidence of authority to sign)

Name (typed or printed): _____

A Corporation

Corporation Name: _____

State of Incorporation: _____

Type (General Business, Professional, Service, Limited Liability): _____

By: _____
(Signature – attach evidence of authority to sign)

**Project 20-05
Sidewalk and Curb Repairs**

City of De Pere

Name (typed or printed): _____

Title: _____

(CORPORATE SEAL)

Attest _____

Date of Qualification to do business in Wisconsin is ____/____/____.

Joint Venture

Name of Joint Venture: _____

First Joint Venturer Name: _____ (SEAL)

By: _____

(Signature of first joint venture partner – attach evidence of authority to sign)

Name (typed or printed): _____

Title: _____

Second Joint Venturer Name: _____ (SEAL)

By: _____

(Signature of second joint venture partner – attach evidence of authority to sign)

Name (typed or printed): _____

Title: _____

(Each joint venturer must sign. Manner of signing for each individual, partnership, and corporation that is a party to joint venture should be in manner indicated above.)

Bidder's Business Address _____

Phone No. _____ Fax No. _____

E-mail _____

SUBMITTED on _____, 20____.

State Contractor License No. _____ (if applicable)

SECTION 00 41 43

CITY OF DE PERE

PROJECT 20-05

BID SCHEDULE – UNIT PRICE

| ITEM | ITEM DESCRIPTION | UNIT | QUANTITY | UNIT PRICE | AMOUNT BID |
|--|---|-------------|-----------------|-------------------|-------------------|
| STREET AND DRAINAGE CONSTRUCTION (Sidewalk Repair Area) | | | | | |
| SD-01 | Provide 3/4-Inch Crushed Aggregate Base Course | TON | 200 | \$ | \$ |
| SD-02 | Remove and Replace 8-Inch Concrete Sidewalk and Driveway | SY | 20 | \$ | \$ |
| SD-03 | Remove and Replace 6-Inch Concrete Sidewalk, Ramp and Driveway | SY | 300 | \$ | \$ |
| SD-04 | Remove and Replace 4-Inch Concrete Sidewalk | SY | 1,300 | \$ | \$ |
| SD-05 | Drilled Tie Bars (Existing Sidewalk, Driveway, Curb and Gutter) | EA | 1,300 | \$ | \$ |
| SD-06 | Provide #4 Reinforcement Bars for Curb and Sidewalk | LF | 100 | \$ | \$ |
| SD-07 | Provide Detectable Warning Field (Natural Patina) | EA | 10 | \$ | \$ |
| STREET AND DRAINAGE CONSTRUCTION (Various Locations) | | | | | |
| SD-08 | Provide 3/4-Inch Crushed Aggregate Base Course | TON | 200 | \$ | \$ |
| SD-09 | Remove and Replace 24-Inch Concrete Curb and Gutter | LF | 200 | \$ | \$ |
| SD-10 | Remove and Replace 8-Inch Concrete Sidewalk and Driveway | SY | 10 | \$ | \$ |
| SD-11 | Remove and Replace 6-Inch Concrete Sidewalk, Ramp and Driveway | SY | 200 | \$ | \$ |
| SD-12 | Remove and Replace 4-Inch Concrete Sidewalk | SY | 600 | \$ | \$ |

Project 20-05
Sidewalk and Curb Repairs

City of De Pere

| ITEM | ITEM DESCRIPTION | UNIT | QUANTITY | UNIT PRICE | AMOUNT BID |
|---|---|------|----------|------------|------------|
| STREET AND DRAINAGE CONSTRUCTION (Various Locations) | | | | | |
| SD-13 | Provide 6-Inch Concrete Sidewalk | SY | 20 | \$ | \$ |
| SD-14 | Provide 4-Inch Concrete Sidewalk | SY | 150 | \$ | \$ |
| SD-15 | Drilled Tie Bars (Existing Sidewalk, Driveway, Curb and Gutter) | EA | 300 | \$ | \$ |
| SD-16 | Provide #4 Reinforcement Bars for Curb and Sidewalk | LF | 800 | \$ | \$ |
| SD-17 | Provide Detectable Warning Field (Natural Patina) | EA | 4 | \$ | \$ |
| TOTAL | | | | | \$ |

SECTION 00 43 13

CITY OF DE PERE

BID BOND

KNOW ALL MEN BY THESE PRESENTS: That _____,

as Principal, hereinafter called Principal, and _____,

as Surety, hereinafter called Surety, are held and firmly bound unto the City of De Pere, a municipal corporation of the State of Wisconsin, as Obligee, hereinafter called City, in the amount of

_____ dollars (\$_____) for the payment whereof Principal and Surety bind themselves, their heirs, executors, administrators, successors and assigns, jointly and severally, firmly by these presence.

WHEREAS, Principal has made a proposal to the City for furnishing all materials, labor, tools, equipment and incidentals necessary to complete the work of Project 20-05 in accordance with drawings and specifications prepared by the Director of Public Works of said City, which proposal is by reference made a part hereof, and is hereinafter referred to as the BID.

NOW, THEREFORE, THE CONDITION OF THIS OBLIGATION is such that, if Principal shall be awarded the contract for said project and Principal shall enter into a contract in accordance with the BID, then this obligation shall be null and void; otherwise it shall remain in full force and effect, provided that:

1. The liability of Surety shall in no event exceed the penalty of this bond.
2. Any suits at law or proceedings, in equity brought or to be brought against Surety to recover any claim hereunder shall be executed within six (6) months from the date of this instrument.

Signed and sealed this _____ day of _____, 20____.

In the presence of:

WITNESS

PRINCIPAL (SEAL)

WITNESS

SURETY (SEAL)

SECTION 00 43 33

PROPOSED PRODUCTS FORM

The following is a list of material, type or model numbers and manufacturers used in the preparation of this proposal and to be used on this project:

| ITEM | MATERIAL | SUPPLIER |
|--------------------|----------------|----------|
| Base Aggregate | | |
| Concrete | | |
| Concrete Sealant | | |
| Tie Bars | Not Applicable | |
| Reinforcement Bars | Not Applicable | |

SECTION 00 43 36

TABULATION OF SUBCONTRACTORS

The following information is submitted which gives the name, business address, and portion of work for each subcontractor that will be used in the work if the bidder is awarded the contract, and no subcontractor doing work in excess of one-half of one percent of the total amount of the bid and who is not listed will be used without the written approval of the Engineer. Additional numbered pages outlining this portion of the proposal may be attached to this page.

| PORTION OF WORK | BUSINESS NAME | BUSINESS ADDRESS |
|-----------------|---------------|------------------|
| | | |
| | | |
| | | |
| | | |

SECTION 00 51 00

NOTICE OF AWARD

(Contractor)
(Contractor Name)
(Address)
(Address)

Project Description: 20-05 Sidewalk and Curb Repairs

The City has considered the proposal submitted by you dated (BID DATE) for the above-described project in response to its Advertisement for Bids dated January 9, 2020 and January 16, 2020.

You are hereby notified that the Common Council of the City of De Pere has accepted your bid of (Contract Amount \$_____.00).

You are required to execute the Contract and furnish the required Performance Bond, Payment Bond and Certificates of Insurance within ten (10) calendar days from the date of this notice to you.

If you fail to execute said Agreement and to furnish said bonds within ten (10) days from the date of this notice, said City will be entitled to consider all your rights arising out of the City's acceptance of your bid as abandoned and as a forfeiture of your Bid Bond. The City will be entitled to such other rights as may be granted by law.

You are required to return an acknowledged copy of this NOTICE OF AWARD to the City.

Dated this __th day of _____2020.

DEPARTMENT OF PUBLIC WORKS

BY: Eric P. Rakers, P.E.
City Engineer

ACCEPTANCE OF NOTICE

Receipt of the above NOTICE OF AWARD is hereby acknowledged by:

_____, this the _____ day of _____, 20__

By:_____

Title:_____

SECTION 00 52 13

CONTRACT

This Contract, made and entered into this day _____ (date to be affixed by City), by and between (Contractor Name), hereinafter called Contractor, and the City of De Pere, a municipal corporation of the State of Wisconsin, hereinafter called City.

WITNESSETH: That, in consideration of the covenants and agreements herein contained, to be performed by the parties hereto, and of the payments hereinafter agreed to be made, it is mutually agreed as follows:

ARTICLE I - SCOPE OF WORK

The Contractor shall furnish all materials and all equipment and labor necessary, and perform all work shown on the drawings and described in the specifications for the project entitled Project 20-05 Sidewalk and Curb Repairs, all in accordance with the requirements and provisions of the following documents, which are hereby made a part of this Contract:

- (a) Advertisement for Bids, dated January 9, 2020 and January 16, 2020
- (b) Drawings designated for Project 20-05 Sidewalk and Curb Repairs dated January 9, 2020.
- (c) City of De Pere 2020 Construction Specifications.
- (d) Special Provisions dated January 9, 2020.
- (e) Proposal submitted by (Contractor Name) dated Bid Date.
- (f) Addenda No. dated

ARTICLE II - TIME OF COMPLETION

- (a) The work to be performed under the Contract shall be commenced within (number spelled out) () calendar days after receipt of written notice to proceed. The work shall be completed within (Number spelled out) () calendar days) or (specific calendar dates) after receipt of Notice to Proceed.
- (b) Time is of the essence with respect to the date of completion herein above stated. Failure to complete the work within the number of calendar days stated in this Article, or interim dates included in the work sequence in Section 01 10 00, Summary of Work, including any extensions granted thereto, shall entitle the City to deduct from the monies due the Contractor an amount equal to Update based on 00 70 00 - General Conditions (Page 22)(\$ per day for each calendar day of delay in the completion of the work. Such amount shall be considered and treated not as a penalty but as liquidated damages, which the City will sustain, by failure of the Contractor to complete the work within the time stated.

ARTICLE III - PAYMENT

- (a) The Contract Sum. The City shall pay to the Contractor for the performance of the Contract the amounts determined for the total number of each of the following units of work completed at the unit price stated thereafter. The number of units contained in this schedule is approximate only, and the final payment shall be made for the actual number of units that are incorporated in or made necessary by the work covered by the Contract.
- (b) Progress Payments. The City shall make payments on account of the Contract as follows:
1. On not later than the fourth Friday of every month the Contractor shall present to the City an invoice covering an estimate of the amount and proportionate value of the work done as verified by the City under each item of work that has been completed from the start of the job up to and including the fourth Friday of the preceding month, and the value of the work so completed determined in accordance with the schedule of unit prices for such items, together with such supporting evidence as may be required. This invoice shall also include an allowance for the cost of such materials and equipment required in the permanent work as have been delivered to the site but not as yet incorporated in the work.
 2. On not later than the third week of the following month, the City shall, after deducting previous payments made, pay to the Contractor 95% of the amount of the approved invoice, retaining 5% of the estimate of work done until 50% of the work has been completed. At 50% completion of the work, the previous retainage shall not yet be paid, but further partial payments shall be made in full to the contractor without additional retainage being taken unless the engineer certifies that the work is not proceeding satisfactorily. If the work is not proceeding satisfactorily, additional amounts may be retained. After substantial completion, an amount retained may be paid to the contractor, keeping retained only such amount as is needed for the remaining work.
 3. The Contractor shall notify the City in writing when all work under this Contract has been completed. Upon receipt of such notice the City shall, within a reasonable time, make the final inspection and issue a final certificate stating that the work provided for in this Contract has been completed and is accepted under the terms and conditions thereof, and that the entire balance due the Contractor as noted in said final certificate is due and payable. Before issuance of the final certificate the Contractor shall submit evidence satisfactory to the City that payrolls, material bills, and other indebtedness connected with the work under this Contract have been paid. The City shall make final payment as soon after issuance of the final certificate as practicable.

ARTICLE IV – CONTRACT DOCUMENTS

- (a) Contents
1. The Contract documents consist of the following:
 - a. This Contract (pages 00 52 13-1 to 0052-13-3, inclusive).
 - b. Payment bond (pages 00 61 13-1 to 00 61 13-2, inclusive).
 - c. Performance bond (page 00 61 16-1).
 - d. General Conditions (pages 00 70 00-1 to 00 70 00-27, inclusive).

- e. Specifications as listed in the table of contents of the Project Manual.
 - f. Drawings consisting of ____ sheets with each sheet bearing the following general title: ____ [or] the Drawings listed on attached sheet index.
 - g. Addenda (numbers ____ to ____ inclusive), dated ____.
 - h. Exhibits to this Agreement (enumerated as follows):
 - 1) Contractor's Bid (pages 00 41 13-1 to 00 41 13-3, inclusive).
 - 2) Bid Schedule – Unit Prices (Pages 00 41 43-1 to 00 41 43-, inclusive).
 - 3) Proposed Products Form (Page 00 43 33-1).
 - 4) Tabulation of Subcontractors (page 00 43 36-1).
 - 5) Documentation submitted by Contractor prior to Notice of Award (00 51 00-1).
 - i. The following which may be delivered or issued on or after the Effective Date of the Agreement and are not attached hereto:
 - 1) Notice to Proceed (Page 00 55 00-1).
 - 2) Change Orders.
2. The documents listed in Paragraph (a) Contents, are attached to this Agreement (except as expressly noted otherwise above).
3. There are no Contract Documents other than those listed above in this Article IV.

IN WITNESS WHEREOF, the parties hereto have executed this Contract, the day and year first written above.

| | |
|--------------------|-----------------------------------|
| _____ (WITNESS) | _____ (CONTRACTOR) (SEAL) |
| _____ (WITNESS) | BY: _____ _____ (TITLE) |
| | BY: _____ _____ (TITLE) |
| | CITY OF DE PERE (SEAL) |

Approved as to Form By: _____ (City Attorney)

Sufficient funds are available to provide for the payment of this obligation.

| | |
|-----------------------|---------------------------|
| _____ (COMPROLLER) | |
| BY: _____ (MAYOR) | BY: _____ (CITY CLERK) |

SECTION 00 55 00

NOTICE TO PROCEED

Date: _____

(CONTRACTOR NAME)
(ADDRESS)
(ADDRESS)

PROJECT: 20-05 Sidewalk and Curb Repairs

You are hereby notified to commence work in accordance with the CONTRACT dated _____, within ten (10) days of this Notice. All work under this contract shall be completed within _____ (NUMBER IN WORDS) (___#) consecutive days from the start of construction or _____ (DATE) whichever comes first.

Department of Public Works

By: Eric P. Rakers, P.E.
Title: City Engineer

ACCEPTANCE OF NOTICE

Receipt of the above NOTICE TO PROCEED is hereby acknowledged by

_____, this _____ day of _____, 20____.

Company Name

Signature

BY: _____

Printed Name

TITLE: _____

SECTION 00 61 13

CITY OF DE PERE

PAYMENT BOND

KNOW ALL MEN BY THESE PRESENTS: That **(CONTRACTOR NAME)**, as Principal, hereinafter called Contractor, and _____, as Surety, hereinafter called Surety, are held and firmly bound unto the City of De Pere, a municipal corporation of the State of Wisconsin, as Obligee, hereinafter called the City, for the use and benefit of claimants as herein below defined in the amount _____ **(CONTRACT AMT. SPELLED OUT)** (\$_____) for the payment whereof Contractor and Surety bind themselves, their heirs, executors, administrators, successors and assigns, jointly and severally, firmly by these presents.

WHEREAS, Contractor has by written agreement dated _____ (date to be affixed by City) entered into a contract with City for Project 20-05, in accordance with drawings and specifications prepared by the Director of Public Works of said City, which contract is by reference made a part hereof, and is hereinafter referred to as the CONTRACT.

NOW, THEREFORE, THE CONDITION OF THIS OBLIGATION is such that, if Contractor shall promptly make payments to all claimants as hereinafter defined, for all labor and material used or reasonably required for use in the performance of the CONTRACT, then this obligation shall be null and void; otherwise it shall remain in full force and effect, subject, however, to the following conditions.

1. A claimant is defined as one having a direct contract with Contractor or with a subcontractor of Contractor for labor, material, or both, used or reasonably required for use in the performance of the contract, labor and material being construed to include that part of water, gas, power, lights, heat, oil, gasoline, telephone service, or rental of equipment directly applicable to the contract.
2. The above named Contractor and Surety hereby jointly and severally agree with the City that every claimant as herein defined, who has not been paid in full before the expiration of a period of ninety (90) days after the date on which the last of such claimant's work or labor was done or performed, or materials were furnished by such claimant may sue on this bond for the use of such claimant in the name of the City, prosecute the suit to final judgment for such sum or sums as may be justly due claimant, and have execution thereon, provided, however, that the City shall not be liable for the payment of any costs or expenses of any such suit.
3. No suit or action shall be commenced hereunder by any claimant:
 - a. Unless claimant shall have given written notice to any two of the following: The Contractor, the City, or the Surety above named, within ninety (90) days after such claimant did or performed the last of the work or labor, or furnished the last of the materials for which said claim is made, stating with substantial accuracy the amount claimed and the name of the party to whom the materials were furnished, or for whom the work or labor was done or performed. Such notice shall be served by mailing the same by registered mail, postage prepaid, in an envelope addressed to the Contractor, City, or Surety, at any place where an office is regularly maintained for the transaction of business, or served in any manner in which legal process may be served in the State of Wisconsin, save that such service need not be made by a public officer.

Project 20-05
Sidewalk and Curb Repairs

City of De Pere

- b. After the expiration of one (1) year following the date on which Contractor ceased work on said CONTRACT.
 - c. Other than in a state court of competent jurisdiction in and for the County or other political subdivision of the state in which the project, or any part thereof, is situated, or in the United States District Court for the district in which the project, or any part thereof, is situated, and not elsewhere.
4. The amount of this bond shall be reduced by and to the extent of any payment or payments made in good faith hereunder, inclusive of the payment by Surety of mechanics' liens, which may be filed or recorded against said improvement, whether or not claim for the amount of such lien be presented under and against this bond.

SIGNED AND SEALED THIS _____ DAY OF _____, 20____.

In Presence of:

| | |
|-----------|--------------|
| _____ | _____ |
| (WITNESS) | (CONTRACTOR) |

| | |
|-----------|----------|
| _____ | _____ |
| (WITNESS) | (SURETY) |

SECTION 00 61 16

CITY OF DE PERE

PERFORMANCE BOND

KNOW ALL MEN BY THESE PRESENTS: That **(CONTRACTOR'S NAME)**, as Principal, hereinafter called Contractor, and _____, as Surety, hereinafter called Surety, are held and firmly bound unto the City of De Pere, a municipal corporation of the State of Wisconsin, as Obligee, hereinafter called City, in the amount of **(AMOUNT WRITTEN OUT)** (\$_____) for the payment whereof Contractor and Surety bind themselves, their heirs, executors, administrators, successors and assign, jointly and severally, firmly by these presents.

WHEREAS, Contractor has by written agreement dated _____ (date to be affixed by City), entered into a contract with the City for Project 20-05, in accordance with drawings and specifications prepared by the Director of Public Works of said City, which contract is by reference made a part hereof, and is hereinafter referred to as the CONTRACT.

NOW THEREFORE, THE CONDITION OF THIS OBLIGATION is such that, if the Contractor shall promptly and faithfully perform said CONTRACT, then this obligation shall be null and void; otherwise it shall remain in full force and effect.

Whenever Contractor shall be, and declared by the City to be in default under the CONTRACT, the City having performed City's obligations there under, the Surety may promptly remedy the default, or shall promptly

1. Complete the CONTRACT in accordance with its terms and conditions or
2. Obtain a bid or bids for submission to City for completing the CONTRACT in accordance with its terms and conditions, and upon determination by the City and Surety of the lowest responsible bidder, arrange for a contract between such bidder and City make available as work progresses (even though there should be a default or succession of defaults under the contract or contracts of completion arranged under this paragraph) sufficient funds to pay the cost of completion less the balance of the contract price; but not exceeding, including other costs and damages for which the Surety may be liable hereunder, the amount set forth in the first paragraph hereof. The term "balance of the contract price" as used in this paragraph shall mean the total amount payable by City to Contractor under the CONTRACT and any amendments thereto, less the amount properly paid by City to Contractor.

Any suit under this bond must be instituted before the expiration of two (2) years from the date on which final payment under the CONTRACT falls due. No right of action shall accrue on this bond to or for the use of any person or corporation other than the owner named herein or the heirs, executors, administrators or successors of City.

**Project 20-05
Sidewalk and Curb Repairs**

City of De Pere

SIGNED AND SEALED THIS _____ DAY OF _____, 20____.

In the Presence of:

| | | |
|--------------------|-----------------------|-----------------|
| _____ (WITNESS) | _____ (CONTRACTOR) | _____ (SEAL) |
| _____ (WITNESS) | _____ (SURETY) | _____ (SEAL) |

SECTION 00 62 76

APPLICATION FOR PAYMENT

Contractor's Application for Payment No.

| | |
|------------------------|---------------------------|
| Application Period: | Application Date: |
| Owner: City of De Pere | Contractor: |
| | Contractor's Project No.: |

APPLICATION FOR PAYMENT

Change Order Summary

| Approved Change Orders | | | 1. ORIGINAL CONTRACT PRICE:..... | |
|------------------------------|-----------|------------|---|--------|
| Number | Additions | Deductions | 2. Net change by Change Orders and Written Amendments (+ or -):..... | \$0.00 |
| | | | 3. CURRENT CONTRACT PRICE (Line 1 plus Line 2):..... | \$0.00 |
| | | | 4. Total completed and stored to date Column H on Progress Estimate:.... | \$0.00 |
| | | | 5. Retainage (per Agreement): | |
| | | | a. Work Completed - Column H (95% up to 50% of Contract or 2.5% of 100% of Contract | \$0.00 |
| Total | \$0.00 | \$0.00 | 6. AMOUNT ELIGIBLE TO DATE (Line 4 minus 5)..... | \$0.00 |
| NET CHANGE BY CHANGE ORDERS: | | | 7. LESS PREVIOUS PAYMENTS (Line 6 from prior Application)..... | \$0.00 |
| | | | 8. AMOUNT DUE THIS APPLICATION (Line 6 minus Line 7)..... | \$0.00 |

CONTRACTOR'S CERTIFICATION

The undersigned Contractor certifies that:(1) all previous progress payments received from Owner on account of Work done under Contract have been applied on account to discharge Contractor's legitimate obligations incurred in connection with Work covered by prior Applications for Payment; (2) title of all Work, materials and equipment incorporated in said Work or otherwise listed in or covered by this Application for Payment will pass to Owner at time of payment free and clear of all Liens, security interests and encumbrances (except such as are covered by a Bond acceptable to Owner indemnifying Owner against any such Liens, security interest or encumbrances); and (3) all Work covered by the Application for Payment is in accordance with the Contract Documents and is not defective.

| | |
|-----|-------|
| By: | Date: |
| | |

Payment of:

\$
(Line 8 or other - attach explanation of other amount)

is recommended by:

(Contractor)

(Date)

Payment of:

\$
(Line 8 or other - attach explanation of other amount)

is recommended by:

(Owner)

(Date)

SECTION 00 65 16

CERTIFICATE OF SUBSTANTIAL COMPLETION

| | |
|-------------|-----------------------|
| Project: | |
| Owner: | Owner's Contract No.: |
| Contractor: | |

This [tentative] [definitive] Certificate of Substantial Completion applies to:

☐ All Work under the Contract Documents: ☐ The following specified portions of the Work:

| |
|--|
| |
| |
| |

Date of Substantial Completion

The Work to which this Certificate applies has been inspected by authorized representatives of Contractor and Engineer, and found to be substantially complete. The Date of Substantial completion of the Project or portion thereof designated above is hereby declared and is also the date of commencement of applicable warranties required by the Contract Documents, except as stated below.

A [tentative] [definitive] list of items to be completed or corrected is attached hereto. This list may not be all-inclusive, and the failure to include any items on such list does not alter the responsibility of the Contractor to complete all Work in accordance with the Contract Documents.

The responsibilities between Owner and Contractor for security, operation, safety, maintenance, heat, utilities, insurance and warranties shall be as provided in the Contract Documents except as amended as follows:

☐ Amended Responsibilities ☐ Not Amended

Owner's Amended Responsibilities:

| |
|--|
| |
| |
| |

Contractor's Amended Responsibilities:

| |
|--|
| |
| |
| |

Project 20-05
Sidewalk and Curb Repairs

City of De Pere

The following documents are attached to and made part of this Certificate:

This Certificate does not constitute an acceptance of Work not in accordance with the Contract Documents nor is it a release of Contractor's obligation to complete the Work in accordance with the Contract Documents.

Executed by Engineer

Date

Accepted by Contractor

Date

SECTION 01 10 00

SUMMARY OF WORK

PART 1 – GENERAL

1.1 SUMMARY

- A. Section Includes
 - 1. References
 - 2. Work Covered by the Contract Documents
 - 3. Work Sequence
 - 4. Use of Premises
 - 5. Warranty
 - 6. Work by Others
 - 7. Project Utility Sources
 - 8. Miscellaneous Provisions

1.2 REFERENCES

- A. General Specifications. The work under this contract shall be in accordance with the City of De Pere, 2020 Construction Specifications and these Special Provisions and plans, and the latest edition of the Wisconsin Department of Transportation Standards Specifications for Highway and Structure Construction, where referenced in the City Specifications.
- B. Definitions. Any reference to the “state” or the “department” in said Standard Specifications shall mean the “City of De Pere” for the purposes of this contract.
- C. Industry Standards
 - 1. Unless the Contract Documents include more stringent requirements, applicable construction industry standards have the same force and effect as if bound or copied directly into the Contract Documents to the extent referenced. Such standards are made a part of the Contract Documents by reference.
 - 2. Comply with standards in effect as of date of the Contract Documents, unless otherwise indicated.
 - 3. If compliance with two or more standards is specified and the standards establish different or conflicting requirements for minimum quantities or quality levels, comply with the most stringent requirement.
 - 4. The quantity or quality level shown or specified shall be the minimum provided or performed. The actual installation may comply exactly with the minimum quantity or quality specified, or it may exceed the minimum within reasonable limits. To comply with these requirements, indicated numeric values are minimum or maximum, as appropriate, for the context of requirements.
 - 5. Each section of the specifications generally includes a list of reference standards normally referred to in that respective section. The purpose of this list is to

furnish the Contractor with a list of standards normally used for outlining the quality control desired on the project. The lists are not intended to be complete or all inclusive, but only a general reference of standards that are regularly referred to.

6. Each entity engaged in construction on the Project shall be familiar with industry standards applicable to its construction activity. Copies of applicable standards are not bound with the Contract Documents. Where copies of standards are needed to perform a required construction activity, obtain copies directly from the publication source and make them available on request.

1.3 WORK COVERED BY THE CONTRACT DOCUMENTS

A. Project Identification

1. Project Location

- a. Sidewalk Repair Area: Area on the east side of the Fox River bounded by Webster Avenue, The northern City limits, Charles Street and eastern City limits.
- b. Patriot Park
- c. Perkofski Boat Launch

2. Work will be performed under the following prime contract:

- a. Project 20-05 Sidewalk and Curb Repairs

B. The Work includes:

1. Crushed aggregate base course.
2. Remove and replace concrete sidewalk, sidewalk ramps, driveways, curb and gutter.
3. New concrete sidewalk.
4. Terrace restoration.

1.4 WORK SEQUENCE

- A. This project is tentatively scheduled to go to the Board of Public Works on Monday, February 10, 2020 and Common council on Tuesday, February 18, 2020 for consideration of award.
- B. Conduct construction activities to maintain access to businesses and residences throughout construction.
- C. Complete all work by Thursday, October 15, 2020. The City reserves the right to request one additional mobilization to complete unexpected repairs if work is substantially completed prior to this date.
- D. The sidewalk repair area will begin after July 1, 2020 and shall be completed by October 15, 2020.

- E. A total of seven (7) calendar days will be given for the installation of the sidewalk around the Patriot Park playground. The excavation and site preparation will be completed by City of De Pere staff and will be weather dependent. The anticipated schedule for this work will be provided after the Notice to Proceed is signed.
- F. All work at Perkofski Boat Launch will be permitted to start after May 4, 2020. Once work starts, a total of 14 calendar days will be permitted to complete work.
- G. All concrete sealing shall be completed between June 8, 2020 and August 21, 2020 to accommodate the West De Pere School District and St. Norbert College.
- H. The calendar days listed below are the allowed time for each location from the beginning of construction of the street or site to the substantial completion of the area. Substantial completion is defined as having the sidewalks and curb and gutter restored with topsoil, seed, fertilizer and mulch. The start and end dates for each location is also listed to better illustrate the window to complete work.

| | Location | Start Date | End Date | Calendar Days |
|----|-------------------------|-------------------|-----------------|----------------------|
| 1. | Sidewalk Repair Area | 7-1-2020 | 10-15-2020 | N/A |
| 2. | Patriot Park Playground | N/A | N/A | 7 |
| 3. | Perkofski Boat Launch | 5-4-2020 | N/A | 14 |

1.5 USE OF PREMISES

- A. Contractor shall have full use of the premises for construction operations, including use of the Project Site, as allowed by law, ordinances, permits, easement agreements and the Contract documents.
- B. Contractor's use of premises is limited only by Owner's right to perform work or to retain other contractors on portions of the Project.
- C. The Project Site is limited to property boundaries, rights-of-way, easements, and other areas designated in the Contract Documents.
- D. Provide protection and safekeeping of material and products stored on or off the premises.
- E. Move any stored material or products which interfere with operations of Owner or other Contractors.

1.6 WARRANTY

- A. The Contractor warrants and guarantees to the City that all work shall be in accordance with the Contract Documents and will not be defective. Prompt notice of all defects will be given to the Contractor. All defective work, whether or not in place, may be rejected, corrected or accepted as provided in this proposal.

- B. If within one (1) year after the date of contract work completion or such longer period of time as may be prescribed by law or by the terms of any applicable special guarantee required by the Contract Documents or by a special provision of the Contract Documents, any work is found to be defective, the Contractor shall comply in accordance with the City's written instructions. These written instructions will include either correcting such defective work or, if it has been rejected by the City, removing it from the site and replacing it with non-defective work. If the Contractor does not promptly comply with the terms of such instructions, or in an emergency where delay would cause serious risk or loss or damage, the City may have the defective work corrected or the rejected work removed and replaced. All direct and indirect costs of correction or removal and replacement of defective work, including compensation for additional professional services, shall be paid by the Contractor.

1.7 WORK BY OTHERS

- A. The City of De Pere Park Department will trim trees in conflict with construction if the City receives advanced notification. Questions regarding trees or landscaping that is bid as part of this contract can be directed to the Engineer.
- B. Owner has awarded a separate contract for performance of certain construction operations which will be conducted at the Project Site simultaneously with work under this Contract. This Contract includes the following:
 - 1. Project 20-01B – East Sewer and Water Relay and Street Resurfacing
 - a. Utility Relay on Voelker Street Ridgeway Drive to Lebrun Road.
 - 2. The City of De Pere Park's and Street Department will be completing the playground removal, clearing, grubbing, excavation, base aggregate placement, and playground installation at the Patriot Park playground. The playground surface will be installed under project 20-12 Parks and Playground Surfacing.
- C. Cooperate fully with separate contractors and/or Owner so work by others may be carried out smoothly, without interfering with or delaying work under this Contract.

1.8 PROJECT UTILITY SOURCES

- A. Green Bay Metropolitan Sewer District (NEW Water), Lisa Sarau, (lsarau@newwater.us) (920-438-1039)
- B. AT&T, Shea Gorzelanczyk, (sg2528@att.com) (920-433-4250)
- C. Wisconsin Public Service, Bob Laskowski, (rtlaskowski@wisconsinpublicservice.com) (920-617-2775)
- D. Charter, Vince Albin, (vince.albin@charter.com) (920-378-0444)
- E. Nsight, Rick Vincent, (rick.vincent@nsight.com) (920-617-7316)

- F. TDS Metrocom, Steve Jakubiec, (steve.jakubiec@tdstelecom.com) (920-882-4166)
- G. Net-Lec (Mi-Tech Services), Dennis Lafave, (dlafave@mi-tech.us) (920-619-9774)
- H. Level3 (Mi-Tech Services), Chris Kraus, (ckraus@mi-tech.us) (414-550-6201)
- I. Central Brown County Water Authority, Rob Michaelson, (rmichaelson@mpu.org) (920-686-4354)

1.9 MISCELLANEOUS PROVISIONS

- A. Notification to Residents –notify individually all residents and businesses 2-weeks prior to the start of operations, giving an estimated time that vehicle movement will be limited or prohibited. Property owners shall be notified 24-hours prior to closing a drive.
- B. Ingress and egress to the site of work for delivery of materials, hauling of excavation, daily construction activities and all vehicular traffic shall be as follows:

| Location | Route |
|-----------------------|--|
| Sidewalk Repair Area | Access repair area locations via the most direct route off N. Webster Avenue |
| Patriot Park | Lost Dauphin Road |
| Perkofski Boat Launch | Fort Howard Avenue |

- C. Provide a traffic control plan for the following locations:
 - 1. Any lane closures on Webster Avenue to accommodate replacements. Lane closures will need to be permitted through Brown County. Lane closures will be limited to the outside travel lane and only between the hours of 8:30 AM and 2:30 PM. The City of De Pere will obtain the permits through Brown County.

PART 2 – PRODUCTS

PART 3 – EXECUTION

END OF SECTION

SECTION 01 22 04

MEASUREMENT AND PAYMENT STREET AND DRAINAGE CONSTRUCTION

PART 1 – GENERAL

1.1 SUMMARY

- | | |
|---|---|
| A. Section includes: | <u>Bid Item No.</u> |
| 1. Crushed Aggregate Base Course | SD-01 & SD-08 |
| 2. Portland Cement Concrete Sidewalk, Driveway and Ramp | SD-02, SD-03, SD-04, SD-10, SD-11, SD-12, SD-13, & SD-14 |
| 3. Drilling Tie Bars | SD-05 & SD-15 |
| 4. Deformed Reinforcement Bars | SD-06 & SD-16 |
| 5. Detectable Warning Field (Natural Patina) | SD-07 & SD-17 |
| 6. Portland Cement Concrete Curb and Gutter | SD-09 |
- B. Unit Prices include:
1. Defined work for each Unit Price Item which will provide a functionally complete Project when combined with all unit price items. If there are specific work items which the Contractor believes are not identified in any Unit Price Item, but is required to provide a functionally complete Project, then the identified specific work items shall be included in the appropriate Unit Price Item.
 2. The method of measurement for payment.
 3. The price per unit for payment.

1.2 GENERAL WORK ITEMS

- A. Include with the appropriate Unit Price Item the following work items which are common to the Unit Price Items for street and drainage systems.
- B. If there is a specific Unit Price Item for any of the following items, then the work item shall be included with that specific unit price item.
1. Traffic Control.
 2. Sawcutting asphalt and/or concrete.
 3. Removal, hauling and disposal of surface materials including pavement, curb and gutter, sidewalk, driveways and other pavement surfaces in the work area and as shown on the drawings.
 4. Maintenance, protection, replacement and/or repair of facilities not designated for alteration on the Site.
 5. Site access requirements including temporary aggregate material as required for local traffic access.
 6. Dust control.
 7. Remove and replace existing mailboxes and traffic signs.
 8. Restroom facilities.
 9. Construction staking and other survey work not provided by the Engineer.

10. Regulatory requirements.
11. Quality assurance and quality control testing and inspections.
12. Final casting and valve box adjustment.
13. Shop drawings and other submittals.

1.3 CRUSHED AGGREGATE BASE AND SURFACE COURSE

- A. The unit price for Crushed Aggregate Base and Surface Course work includes:
 1. General Work Items of Article 1.2.
 2. Aggregate material.
 3. Preparation of foundation.
 4. Placing and compacting to the thickness and width shown on the drawings or specified elsewhere.
 5. Maintenance until surface pavement is constructed.
 6. Preparation of crushed aggregate base for concrete placement.
 7. Adjustment of manholes, valve boxes and curb boxes to proposed finished grade.
- B. Measurement of payment will be the actual amount of material required and incorporated in the work verified by submitting to the Engineer delivery tickets provided with each load showing the weight measured on a certified scale, type of material, the date delivered and the project name. Aggregates in excess of seven (7) percent total moisture determined based on the dry mass of the aggregates will have moisture content in excess of seven (7) percent deducted from the measured weight.
- C. The unit of measurement for payment is tons.

1.4 PORTLAND CEMENT CONCRETE SIDEWALK, DRIVEWAY AND RAMP

- A. The unit price for Portland Cement Concrete Sidewalk, Driveway and Ramp work includes:
 1. General Work Items of Article 1.2.
 2. Providing Portland cement concrete mixture of thickness shown in the drawings or specified elsewhere.
 3. Providing reinforcement.
 4. Providing expansion joint.
 5. Providing curing.
 6. Existing pavement removal.
 7. Subgrade preparation.
 8. Providing contraction joints.
 9. Handicap ramps.
 10. Sidewalk steps.
 11. Saw cutting adjacent surfaces.
 12. Finishing.
 13. Protection.
 14. Restoration.

- B. Measurement for payment will be the average horizontal length and width of the concrete placed.
- C. The unit of measurement for payment is square yards

1.5 DRILLING TIE BARS

- A. The unit price for Drilling Tie Bars work includes:
 - 1. General Work Items of Article 1.2.
 - 2. Providing and installing tie bars, including coating.
 - 3. For drilling holes in concrete not placed under the contract.
 - 4. For epoxying or driving.
- B. Measurement for payment will be the actual number of bars installed.
 - 1. This item applies to concrete curb and gutter, sidewalk, and driveway.
 - 2. This item does not apply to concrete pavement and patches.
- C. The unit of measurement for payment is each.

1.6 DEFORMED REINFORCEMENT BARS

- A. The unit price for Deformed Reinforcement Bars work includes:
 - 1. General Work Items of Article 1.2.
 - 2. Supply and install two #4 deformed reinforcement bars over all trenches that fall under any portion of the concrete curb and gutter, sidewalk, and driveway being constructed.
- B. Measurement for payment will be the horizontal length of each bar installed. This item applies to concrete curb and gutter, sidewalk, and driveway.
- C. The unit of measurement for payment is linear feet.

1.7 DETECTABLE WARNING FIELD (NATURAL PATINA)

- A. The unit price for Detectable Warning Field (Natural Patina) work includes:
 - 1. General Work Items of Article 1.2.
 - 2. Providing and installing Detectable Warning Field per ADA requirements.
 - 3. Each detectable warning field shall be two (2) feet by four (4) feet.
- B. Measurement for payment will be the actual number of detectable warning field installed.
- C. The unit of measurement for payment is each.

2.8 PORTLAND CEMENT CONCRETE CURB AND GUTTER

- A. The unit price for Portland Cement Concrete Curb and Gutter work includes:
1. General Work Items of Article 1.2.
 2. Providing Portland cement concrete mixture of size shown in the drawings or specified elsewhere.
 3. Providing expansion joints.
 4. Providing curing.
 5. Existing curb and gutter removal.
 6. Subgrade preparation.
 7. Provide crushed aggregate base.
 8. Fine grading of subgrade.
 9. Providing contraction joints.
 10. Driveway entrances and handicap ramp entrances.
 11. Adjustment of catch basin/inlets.
 12. Finishing.
 13. Protection.
 14. Restoration behind the curb.
- B. Measurement for payment will be along the flow line of the gutter and through inlets/catch basins.
- C. The unit of measurement for payment is linear feet.

END OF SECTION

SECTION 01 29 00

PAYMENT PROCEDURES

PART 1 – GENERAL

1.1 SUMMARY

- A. This section includes:
 - 1. Administrative and procedural requirements necessary to prepare and process Applications for Payment.

1.2 SCHEDULE OF VALUES

- A. Unit Price work will be the Schedule of Values used as the basis for reviewing Applications for Payment.

1.3 APPLICATIONS FOR PAYMENT

- A. Each Application for Payment shall be consistent with previous applications and payments as recommended by the Engineer and approved by Owner.
- B. The date for each progress payment should be the 3rd Wednesday of each month. The period covered by each Application for Payment starts on the day following the end of the preceding period and ends the 4th Friday of the Month.
- C. Use forms provided by Engineer for Applications for Payment. Sample copy of the Application for Payment and Continuation Sheet is included in Section 00 62 76.
- D. Application Preparation Procedures
 - 1. When requested by the Contractor, the Engineer will determine the actual quantities and classifications of Unit Price Work performed.
 - a. Preliminary determinations will be reviewed with the Contractor before completing Application for Payment.
 - b. Engineer will complete the Application for Payment based on Engineer's decision on actual quantities and classifications.
 - c. Engineer will submit three original copies of Application for Payment to Contractor for certification of all three original copies.
 - d. Contractor shall submit signed Application for payment to Owner for approval within time frame agreed to at the Preconstruction Conference.
 - 2. If payment is requested for materials and equipment not incorporated in the Work, then the following shall be submitted with the Application for Payment:
 - a. Evidence that materials and equipment are suitably stored at the site or at another location agreed to in writing.
 - b. A bill of sale, invoice, or other documentation warranting that the materials and equipment are free and clear of all liens.

- c. Evidence that the materials and equipment are covered by property insurance.
3. Complete every entry on form. Execute by a person authorized to sign legal documents on behalf of Contractor.
- E. With each Application for Payment, submit waivers of liens from subcontractors and suppliers for the construction period covered by the previous application.
 1. Submit partial waivers on each item for amount requested before deduction for retainage on each item.
 2. When an application shows completion for an item, submit final or full waivers.
 3. Owner reserves the right to designate which entities involved in the Work shall submit waivers.
 4. Submit final Application for Payment with or preceded by final waivers from every entity involved with performance of the Work covered by the application.
 5. Submit waivers of lien on forms executed in a manner acceptable to Owner.
- F. The following administrative actions and submittals shall precede or coincide with submittal of first Application for Payment:
 1. List of subcontractors.
 2. Schedule of Values (For Lump Sum Work).
 3. Contractor's construction schedule.
- G. Submit final Application for Payment with releases and supporting documentation not previously submitted and accepted including, but not limited, to the following:
 1. Evidence of completion of Project closeout requirements.
 2. Insurance certificates for products and completed operations where required and proof that taxes, fees, and similar obligations were paid.
 3. Updated final statement, accounting for final changes to the Contract Sum.
 4. Consent of Surety to Final Payment.
 5. Final lien waivers as evidence that claims have been settled.
 6. Final liquidated damages settlement statement.

PART 2 – PRODUCTS

PART 3 – EXECUTION

END OF SECTION

SECTION 01 32 33

CONSTRUCTION PHOTOGRAPHS

PART 1 – GENERAL

1.1 SUMMARY

- A. Section Includes:
1. Photographs for utility construction sites.

1.2 SUBMITTALS

- A. Submit electronic files of each photographic view within seven (7) days of taking photographs.

1.3 QUALITY ASSURANCE

- A. Photographs are to be submitted to the Engineer for approval prior to the start of construction.

PART 2 – PRODUCTS

PART 3 – EXECUTION

3.1 UTILITY AND STREET CONSTRUCTION SITES

- A. Prior to start of construction provide sufficient photographs to adequately show the existing facilities and conditions within and adjacent to the construction Site to serve as a guide for final restoration including:
1. Roads including shoulders and/or curb and gutter.
 2. Sidewalks, parking areas, and driveways.
 3. Utility structures.
 4. Landscaping including signs, plantings, walls, fences, trees, shrubbery, etc.
 5. Mailboxes.
 6. Drainage facilities including culverts, inlets, ditches.
 7. Building structures.
- B. During construction provide sufficient photographs (a minimum of one per 100 feet of installed utility) to adequately show construction means, methods, and Site conditions including:
1. Crossings of other utilities.
 2. Exposure of existing structures.
 3. Soil conditions.

END OF SECTION

SECTION 01 33 00

SUBMITTALS

PART 1 – GENERAL

1.1 SUMMARY

- A. Section includes administrative and procedural requirements for submittals:
 - 1. Progress Schedule.
 - 2. Schedule of Shop Drawings and Sample Submittals.
 - 3. Shop Drawings.
- B. Failure to meet Submittal requirements to the satisfaction of the Engineer will constitute unsatisfactory performance of the work in accordance with the Contract Documents, therefore, the Engineer may recommend to the Owner that all or a portion of payments requested during the corresponding pay period be withheld until these requirements are met.

1.2 SUBMITTAL PROCEDURES

- A. Coordination: Transmit each submittal sufficiently in advance of performance of related construction activities to avoid delay.
 - 1. Coordinate each submittal with fabrication, purchasing, testing, delivery, other submittals, and related activities that require sequential activity.
 - 2. Coordinate transmittal of different types of submittals for related elements of the work so processing will not be delayed by the need to review submittals concurrently for coordination.
 - a. The Engineer reserves the right to withhold action on a submittal requiring coordination with other submittals until all related submittals are received.
 - 3. To avoid the need to delay installation as a result of the time required to process submittals, allow sufficient time for submittal review, including time for re-submittals.
 - a. Allow two weeks for initial submittal.
 - b. Allow two weeks for reprocessing each submittal.
 - c. No extension of Contract Time will be authorized because of failure to transmit submittals to the Engineer sufficiently in advance of the work to permit processing.
- B. Submittal Preparation: Place a permanent label or title block on each submittal for identification. Indicate the name of the entity that prepared each submittal on the label or title block.
 - 1. Assign a reference number to each submittal and re-submittal.
 - 2. Provide a space approximately four (4) by five (5) inches (100 by 125 mm) on the label or beside the title block on Shop Drawings to record the Contractor's review and approval markings and the action taken.

3. Include the following information on the label for processing and recording action taken.
 - a. Project name.
 - b. Date.
 - c. Name and address of the Engineer.
 - d. Name and address of the Contractor.
 - e. Name and address of the subcontractor.
 - f. Name and address of the supplier.
 - g. Name of the manufacturer.
 - h. Number and title of appropriate Specification Section.
 - i. Drawing number and detail references, as appropriate.
 4. Each submittal shall be stamped by the Contractor indicating that submittal was reviewed for conformance with the Contract Documents. The Engineer will not accept unstamped submittals.
- C. Submittal Transmittal: Package each submittal appropriately for transmittal and handling. Transmit each submittal to the Engineer. The Engineer will not accept submittals received from sources other than the Contractor.
1. On the transmittal, record relevant information and requests for Engineer action. On a form, or separate sheet, record deviations from Contract Document requirements, including variations, limitations, and justifications. Include Contractor's certification that information complies with Contract Document requirements.

1.3 CONTRACTOR'S PROGRESS SCHEDULE

- A. Prepare and submit to the Engineer within 10 (ten) days after the Effective Date of the Agreement, four copies of a preliminary progress schedule of the work activities from Notice to Proceed until Substantial Completion.
1. Provide sufficient detail of the work activities comprising the schedule to assure adequate planning and execution of the work, such that in the judgment of the Engineer, it provides an appropriate basis for monitoring and evaluation of the progress of the work. A work activity is defined as an activity which requires substantial time and resources (manpower, equipment, and/or material) to complete and must be performed before the contract is considered complete.
 2. The schedule shall indicate the sequence of work activities. Identify each activity with a description, start date, completion date and duration. Include, but do not limit to the following items, as appropriate to this contract:
 - a. Shop drawing review by the Engineer.
 - b. Excavation and grading.
 - c. Asphalt and concrete placement sequence.
 - d. Restoration.
 - e. Construction of various segments of utilities.
 - f. Subcontractor's items of work.
 - g. Allowance for inclement weather.
 - h. Contract interfaces, date of Substantial Completion.

- i. Interfacing and sequencing with existing facilities and utilities.
 - j. Sequencing of major construction activities.
 - k. Milestones and completion dates.
- B. Distribution: Following response to the initial submittal, print and distribute copies of the revised construction schedule to the Engineer, Subcontractors, and other parties required to comply with scheduled dates. When revisions are made, distribute to the same parties. Delete parties from distribution when they have completed their assigned portion of the work and are no longer involved in construction activities.
- C. Schedule Updating: Revise the schedule after each meeting, event, or activity where revisions have been recognized or made. Issue the updated schedule concurrently with the report of each meeting.
- D. Punch List: Prepare and submit to the Engineer within ten (10) days after substantial completion a detailed progress schedule for outstanding work and punch list items.

1.4 SCHEDULE OF SHOP DRAWINGS AND SAMPLE SUBMITTALS

- A. Submit four (4) hard copies or electronic copies of preliminary submittal schedule in accordance with the General Conditions of the Contract and as follows:
 - 1. Coordinate submittal schedule with the subcontractors, Schedule of Values, and of products as well as the Contractor's Progress Schedule.
 - 2. Prepare the schedule in chronological order. Provide the following information:
 - a. Scheduled date for the first submittal.
 - b. Related Section number.
 - c. Submittal category (Shop Drawings, Product Data, or Samples).
 - d. Name of the subcontractor.
 - e. Description of the part of the work covered.
 - f. Scheduled date for the Engineer's final release or approval.
- B. Distribution: Following response to the initial submittal, print and distribute copies of the revised construction schedule to the Engineer, Subcontractors, and other parties required to comply with scheduled dates. Post copies in the field office. When revisions are made, distribute to the same parties. Delete parties from distribution when they have completed their assigned portion of the work and are no longer involved in construction activities.
- C. Schedule Updating: Revise the schedule after each meeting or activity where revisions have been recognized or made. Issue the updated schedule concurrently with the report of each meeting.

1.5 SHOP DRAWINGS

- A. Submit newly prepared information drawn accurately to scale. Highlight, encircle, or otherwise indicate deviations from the Contract Documents. Do not reproduce

Contract Documents or copy standard information as the basis of Shop Drawings. Standard information prepared without specific reference to the Project is not a Shop Drawing.

- B. Collect product data into a single submittal for each element of construction of system. Product data includes printed information, such as manufacturer's installation instructions, catalog cuts, standard color charts, roughing-in diagrams and templates, standard wiring diagrams, and performance curves.
 - 1. Mark each copy to show actual product to be provided. Where printed Product Data includes information on several products that are not required, mark copies to indicate the applicable information. Include the following information:
 - a. Manufacturer's printed recommendations.
 - b. Compliance with trade association standards.
 - c. Compliance with recognized testing agency standards.
 - d. Application of testing agency labels and seals.
 - e. Notation of dimensions verified by field measurement.
 - f. Notation of coordination requirements.
- C. Do not use shop drawings without an appropriate final stamp indicating action taken.
- D. Submittals: Submit four (4) copies of each required submittal. The Engineer will retain two (2) copies, and return the others to the Contractor marked with action taken and corrections or modifications required.
- E. Distribution: Furnish copies of reviewed submittal to installers, subcontractors, suppliers, manufacturers, fabricators, and others required for performance of construction activities. Show distribution on transmittal forms. Maintain one copy at the project site for reference.
 - 1. Do not proceed with installation until a copy of the Shop drawing is in the Installer's possession.
 - 2. Do not permit use of unmarked copies of the Shop Drawing in connection with construction.

1.6 ENGINEER'S ACTION

- A. Except for submittals for the record or information, where action and return is required, the Engineer will review each submittal, mark to indicate action taken, and return promptly. The Engineer will stamp each submittal with a uniform action stamp. The Engineer will mark the stamp appropriately to indicate the action taken, as follows:
 - 1. "No Exceptions Taken": The work covered by the submittal may proceed provided it complies with notations or corrections on the submittal and requirements of the Contract Documents.
 - 2. "Make Corrections Noted": The work covered by the submittal may proceed provided it complies with notations or corrections on the submittal and requirements of the Contract Documents.

3. “Amend and Resubmit”: Do not proceed with work covered by the submittal. Resubmit without delay. Do not use, or allow others to use, submittals marked “Amend and Resubmit” at the Project Site or elsewhere where work is in progress.
 4. “Rejected – See Remarks”: Do not proceed with work covered by the submittal. Resubmit without delay. Do not use, or allow others to use, submittals marked “Rejected and Resubmit” at the Project Site or elsewhere where work is in progress.
- B. Unsolicited Submittals: The Engineer will return unsolicited submittals to the sender without action.

PART 2 – PRODUCTS

PART 3 – EXECUTION

END OF SECTION

SECTION 01 41 00

REGULATORY REQUIREMENTS

PART 1 – GENERAL

1.1 SUMMARY

- A. Section Includes:
 - 1. Underground Utilities.
 - 2. Property Monuments.
 - 3. Traffic Control.
 - 4. Permits for Project.

1.2 UNDERGROUND UTILITIES

- A. Under the provisions of Wisconsin Statutes, Section 182.0175, all contractors, subcontractors, and any firm or individual intending to do work on this Contract shall contact all utility firms in the affected area of construction a minimum of three (3) working days prior to beginning construction so that affected utilities will be located and marked.

1.3 PROPERTY MONUMENTS

- A. Protect iron pipe monuments from movement.
- B. The cost of replacement of any monuments moved or destroyed during construction shall be the Contractor's responsibility.
- C. Perpetuation of destroyed or moved monuments shall be performed in accordance with state statutes by a registered land surveyor.

1.4 TRAFFIC CONTROL

- A. Provide traffic control facilities including barricades, signs, lights, warning devices, pavement markings, flaggers, etc.
- B. Construct and use traffic control facilities in accordance with the U.S. D. O. T. Federal Highway Administration's Manual on Uniform Traffic Control Devices for Streets and Highways.
- C. Maintain traffic control devices as required to properly safeguard the public travel through final completion, including during periods of suspension of work.

1.5 PERMITS FOR PROJECT

A. Any Brown County lane closure permits required for the following (the City will obtain permits):

1. Sidewalk repairs on Webster Avenue (CTH X).

PART 2 – PRODUCTS (Not used)

PART 3 – EXECUTION (Not used)

END OF SECTION

SECTION 01 71 23

FIELD ENGINEERING

PART 1 – GENERAL

1.1 SUMMARY

A. Section Includes:

1. Engineering Surveys Provided by the Engineer.
2. Engineering Surveys Provided by the Contractor.

1.2 SUBMITTALS

A. None

PART 2 – PRODUCTS (Not Used)

PART 3 – EXECUTION

3.1 PREPARATION

- A. Investigate and verify the existence and location of site improvements, utilities, and other existing facilities.
- B. Before construction, verify the location of invert elevations at points of connection of sanitary sewer, storm sewer, water piping and underground electrical services.
- C. Furnish information to the Engineer and the appropriate utility regarding conflicts that are necessary to adjust, move, or relocate existing utility structures, utility poles, lines, services, or other utility appurtenances located in or affected by construction.
- D. Provide the Engineer two (2) working days advance notification when ready for engineering surveys for construction to be provided by the Engineer.

3.2 ENGINEERING SURVEYS TO BE PROVIDED BY THE ENGINEER

A. General

1. Establish benchmarks for construction as shown on the drawings.
2. Establish control points as shown on the drawings.

B. Gravity Sewer Systems and Water Distribution Systems

1. Provide construction reference stakes set for pipe construction location at critical changes in horizontal and vertical alignment.
2. Provide construction stakes for location of pipe at connections.

C. New Road Construction

1. Provide construction slope intercept stakes for horizontal and vertical alignment on each side of the road base on each cross section in the cross section sheets for requests received at least seventy-two (72) hours before the related work begins.
2. Provide construction reference stakes for subgrade at a minimum of fifty (50) foot intervals and maximum of one-hundred (100) foot intervals on tangents. Provide construction reference stakes for subgrade at twenty-five (25) foot intervals within vertical and horizontal curves. Provide a reference line stake at each location.
3. Provide construction reference stakes for top of crushed aggregate at a minimum of fifty (50) foot intervals and maximum of one-hundred (100) foot intervals on tangents. Provide construction reference stakes for top of crushed aggregate at twenty-five (25) foot intervals within vertical and horizontal curves. Provide a reference or centerline stake.

3.3 ENGINEERING SURVEYS TO BE PROVIDED BY THE CONTRACTOR

A. General

1. Locate, preserve and protect established construction reference stakes, benchmarks and control points.
2. Locate, preserve and protect property corners and section corner monuments. If moved or destroyed due to Contractor negligence, then replace in accordance with state requirements; some of which are referenced in the "Regulatory Requirements".
3. Provide additional construction staking as necessary to complete construction based on the construction reference stakes provided by the Engineer and the Drawings.
4. Before beginning with necessary construction staking, verify the information shown on the Drawings, in relation to the established construction reference stakes, bench marks, control points and property corners. Notify the Engineer of any discrepancies.
5. Remove construction reference stakes when directed by the Engineer.

B. Gravity Sewer Systems and Water Distribution Systems

1. Provide any intermediate construction reference points as required to verify installation at the line and grade established and locate appurtenant structures.
2. Check the line and grade with construction reference stakes at each pipe length.

C. New Road Construction

1. Provide additional construction reference stakes necessary to establish location and grade in accordance with the plans.

END OF SECTION

CITY OF DE PERE

PROJECT 20-05

SIDEWALK AND CURB REPAIRS

EXHIBIT A

WEST DE PERE REPAIR AREAS

PERKOFSKI BOAT LAUNCH

Along Fort Howard
4" 65 LF sidewalk
6" 20 LF sidewalk
Grind 15 LF
MJ 3 squares
Apron?

Fort Howard Ave

SIDEWALK
(11) 8'X8' @ 4"
(20) 4'X8' REPLACE 1/2 OF
SIDEWALK PANEL @ 4"

SIDEWALK
10'X8' @ 6"
10'X8' @ 4"

SIDEWALK
(6) 4'X6' @ 4"
DETECTABLE WARNING FIELD


SIDEWALK
8'X12' @ 4"
11'X8' @ 4"

SIDEWALK
8'X8' @ 4"
6'X14' @ 6"

SIDEWALK
4'X4' @ 6"

(10) 8' X 8' @ 6"
660 LF DEFORMED
REINFORCEMENT BARS

1 inch = 200 feet



Sidewalk and
Curb Repair

Exhibit A-1

Project:
20-05

12 - 2019
By: KAD

Engineering Division
925 S. 6Th St.
De Pere, WI 54115
Office: 920-339-4061
Fax: 920-339-4071

WEST DE PERE REPAIR AREAS

2072 West Vista Ci
Replace Driveway
Replace Curb & Gutter

N
W E
S
1 inch = 100 feet

DE PERE



Engineering Division
925 S. 6Th St.
De Pere, WI 54115
Office: 920-339-4061
Fax: 920-339-4071

Sidewalk and
Curb Repairs

Exhibit A-2

Project:
20-05

January 2020
BY: KAD

WEST DE PERE REPAIR AREAS

405

1

816

810

800

750

748

740

730

720

712

750 Grant Street
Replace Curb & Gutter

1

813

803

751

747

743

737

731

725

725 Grant Street
Replace Curb & Gutter

503-
505

551-

665



1 inch = 100 feet

DE PERE



Engineering Division
925 S. 6Th St.
De Pere, WI 54115
Office: 920-339-4061
Fax: 920-339-4071

Sidewalk and
Curb Repairs

Exhibit A-3

Project:
20-05

January 2020
BY: KAD

WEST DE PERE REPAIR AREAS



N
W E
S
1 inch = 100 feet



Engineering Division
925 S. 6Th St.
De Pere, WI 54115
Office: 920-339-4061
Fax: 920-339-4071

Sidewalk and
Curb Repairs

Exhibit A-4

Project:
20-05

January 2020
BY: KAD

WEST DE PERE REPAIR AREAS



1 inch = 100 feet

DE PERE



Engineering Division
925 S. 6Th St.
De Pere, WI 54115
Office: 920-339-4061
Fax: 920-339-4071

Sidewalk and
Curb Repairs

Exhibit A-5

Project:
20-05

January 2020
BY: KAD

**WEST DE PERE
REPAIR AREAS**

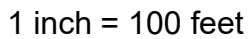
2023 E. Vista Circle
Replace Sidewalk

1158, 1150, 1142, 1134, 1126, 1118, 1110, 1102, 1016, 1015, 2008, 2007, 2016, 2022, 2030 & Unit 1, 2040, 2050, 2054, 2061, 2057, 2053, 2043, 2033, 2023, 2016, 2008, 2044, 2054, 2031, 1141, 1133, 1125, 2022, 2016, 2008

1 inch = 100 feet

| | |
|--|------------------------------|
| Engineering Division 925 S. 6th St. De Pere, WI 54115 Office: 920-339-4061 Fax: 920-339-4071 | Sidewalk and Curb Repairs |
| | Exhibit A-6 |
| | Project: 20-05 |
| | January 2020 BY: KAD |

2023 E. Vista Circle
Replace Sidewalk



Engineering Division
925 S. 6Th St.
De Pere, WI 54115
Office: 920-339-4061
Fax: 920-339-4071

January 2020
BY: KAD

WEST DE PERE REPAIR AREAS

337 Waterview Road
Replace Sidewalk



1 inch = 100 feet

DE PERE



Engineering Division
925 S. 6th St.
De Pere, WI 54115
Office: 920-339-4061
Fax: 920-339-4071

Sidewalk and
Curb Repairs

Exhibit A-7

Project:
20-05

January 2020
BY: KAD

CITY OF DE PERE

PROJECT 20-05

SIDEWALK AND CURB REPAIRS

EXHIBIT B

EAST DE PERE REPAIR AREAS

EAST DE PERE REPAIR AREAS

612 N. Winnebago St
Replace Curb & Gutter

N
W E
S
1 inch = 100 feet

DE PERE



Engineering Division
925 S. 6th St.
De Pere, WI 54115
Office: 920-339-4061
Fax: 920-339-4071

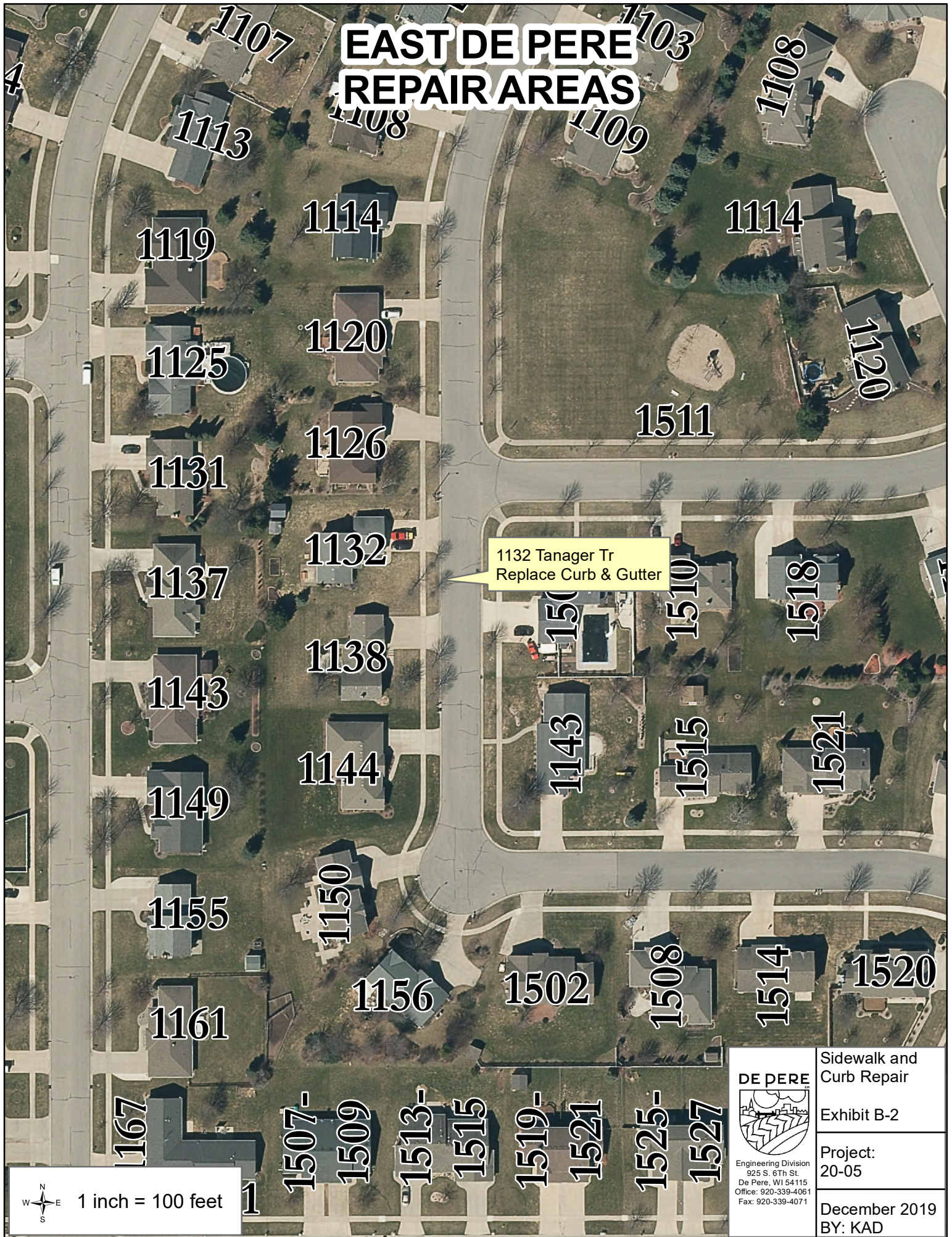
Sidewalk and
Curb Repair

Exhibit B-1

Project:
20-05

December 2019
BY: KAD

EAST DE PERE REPAIR AREAS



DE PERE



Engineering Division
925 S. 6th St.
De Pere, WI 54115
Office: 920-339-4061
Fax: 920-339-4071

Sidewalk and
Curb Repair

Exhibit B-2

Project:
20-05

December 2019
BY: KAD

EAST DE PERE REPAIR AREAS



DE PERE



Engineering Division
925 S. 6Th St.
De Pere, WI 54115
Office: 920-339-4061
Fax: 920-339-4071

Sidewalk and
Curb Repair

Exhibit B-3

Project:
20-05

December 2019
BY: KAD

EAST DE PERE REPAIR AREAS

220

335 S. Broadway St
Replace Curb & Gutter
Replace Driveway

502-506

514 Unit 1

307

306

315
Unit 1

311

321

320

327
Unit 1

321
Unit 1

333

332

VACANT
LOT

340

1405

402

335



1 inch = 100 feet

DE PERE



Engineering Division
925 S. 6th St.
De Pere, WI 54115
Office: 920-339-4061
Fax: 920-339-4071

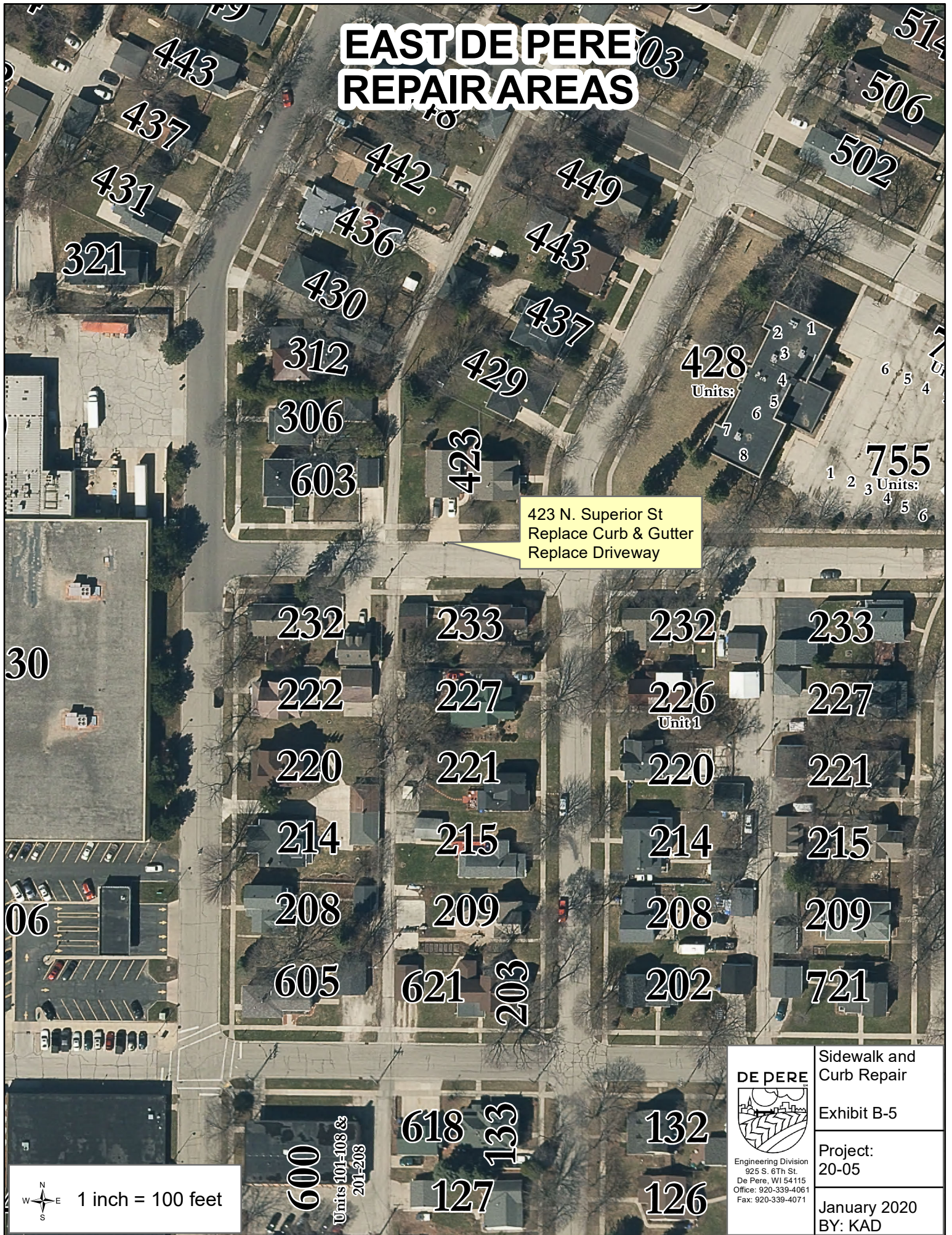
Sidewalk and
Curb Repair

Exhibit B-4

Project:
20-05

December 2019
BY: KAD

EAST DE PERE REPAIR AREAS



423 N. Superior St
Replace Curb & Gutter
Replace Driveway

1 inch = 100 feet



Engineering Division
925 S. 6th St.
De Pere, WI 54115
Office: 920-339-4061
Fax: 920-339-4071

Sidewalk and
Curb Repair

Exhibit B-5

Project:
20-05

January 2020
BY: KAD

EAST DE PERE REPAIR AREAS



1 inch = 100 feet

DE PERE



Engineering Division
925 S. 6th St.
De Pere, WI 54115
Office: 920-339-4061
Fax: 920-339-4071

Sidewalk and
Curb Repair

Exhibit B-6

Project:
20-05

January 2020
BY: KAD

EAST DE PERE REPAIR AREAS



Braisher Park
Replace Sidewalk
at Building Entrance

Braisher Park
Replace Sidewalk

1 inch = 100 feet

DE PERE



Engineering Division
925 S. 6Th St.
De Pere, WI 54115
Office: 920-339-4061
Fax: 920-339-4071

Sidewalk and
Curb Repair

Exhibit B-7

Project:
20-05

January 2020
BY: KAD

101

Bridge
Lot

EAST DE PERE REPAIR AREAS

421

302
Units 1-13

100-102

106

110 Units 1-6

114-

116

118 Unit 1

Perrot
Square

101

107

111-113

115 Unit 1

121

123 Unit 1

125

416

114
Mission
Square

126

132 Unit 1

Perrot
Square
South

132 N. Broadway Street
Replace Sidewalk
Replace Detectable Warning Field



1 inch = 100 feet

DE PERE



Engineering Division
925 S. 6Th St.
De Pere, WI 54115
Office: 920-339-4061
Fax: 920-339-4071

Sidewalk and
Curb Repair

Exhibit B-8

Project:
20-05

January 2020
BY: KAD

EAST DE PERE 2 REPAIR AREAS

239

247

Jim Martin Park
Provide 4"X5' Wide Sidewalk

1762

1763

1764

1769

1768

308

316

347

182



1 inch = 100 feet

DE PERE



Engineering Division
925 S. 6Th St.
De Pere, WI 54115
Office: 920-339-4061
Fax: 920-339-4071

Sidewalk and
Curb Repair

Exhibit B-9

Project:
20-05

January 2020
BY: KAD


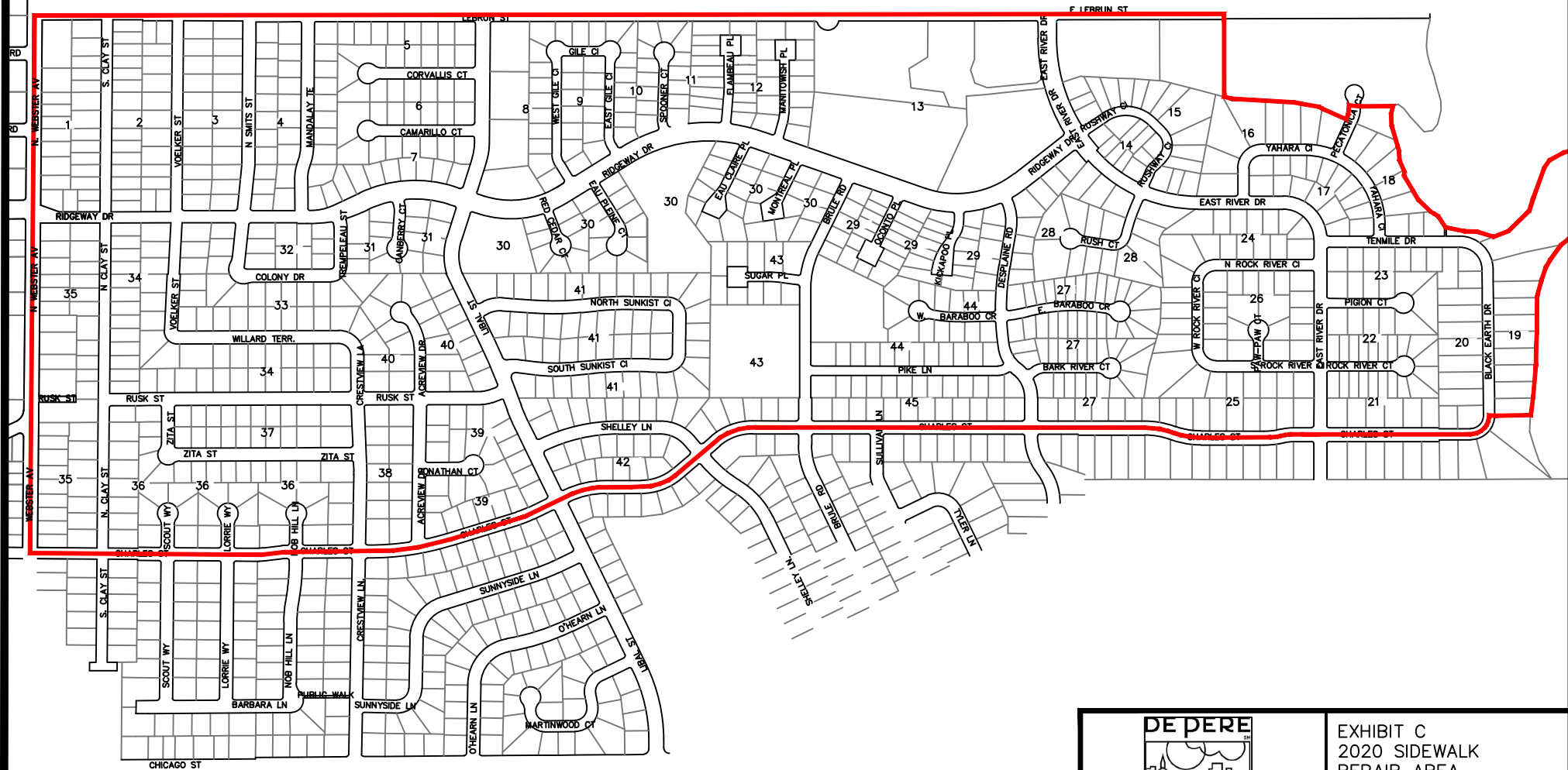
CITY OF DE PERE

PROJECT 20-05

SIDEWALK AND CURB REPAIRS

EXHIBIT C

SIDEWALK REPAIR AREA



ENGINEERING DIVISION
925 S. SIXTH ST
DE PERE, WI 54115
OFFICE 920-339-4061
FAX 920-339-4071

EXHIBIT C
2020 SIDEWALK
REPAIR AREA

PROJECT:
20-05

DATE: DECEMBER 2019
BY: KAD
CHECKED: CKK

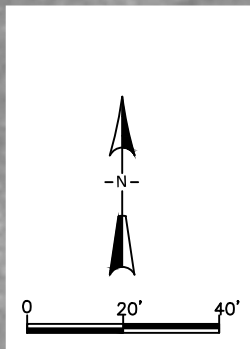

CITY OF DE PERE

PROJECT 20-05

SIDEWALK AND CURB REPAIRS

EXHIBIT D

PATRIOT PARK PLAYGROUND SIDEWALK



ENGINEERING DIVISION
925 S. SIXTH ST
DE PERE, WI 54115
OFFICE 920-339-4061
FAX 920-339-4071

EXHIBIT D
PATRIOT PARK

PROJECT:
20-05 SIDEWALK AND
CURB REPAIR

DATE: 12/30/2019
BY: KAD
CHECKED: CKK

CITY OF DE PERE

PROJECT 20-05

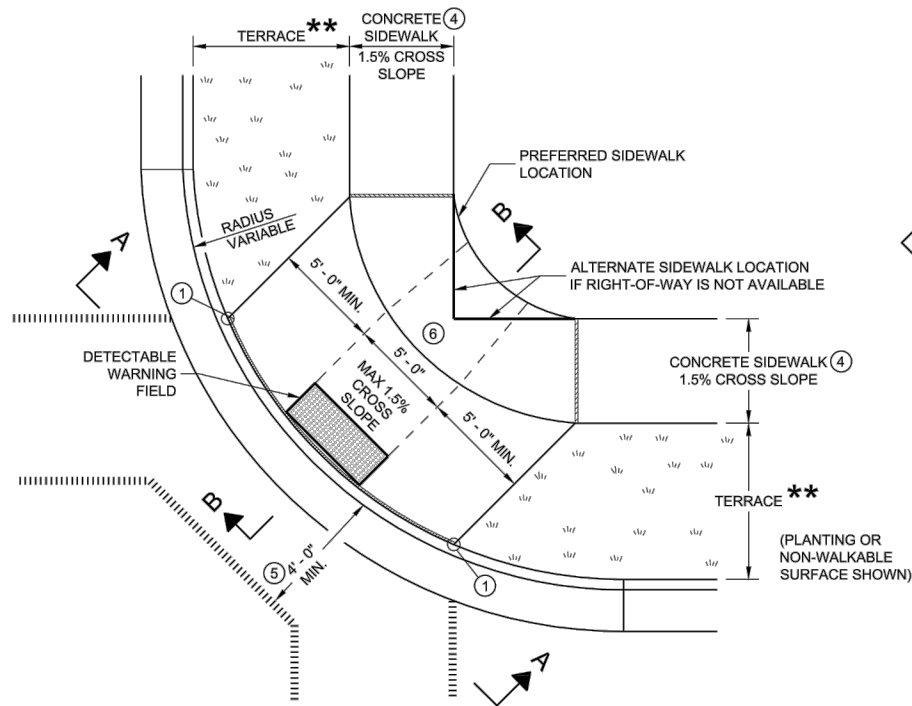
SIDEWALK AND CURB REPAIRS

EXHIBIT E

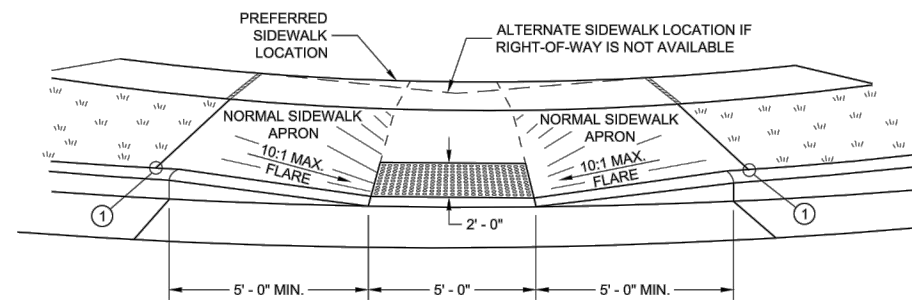
STANDARD DETAIL DRAWINGS



SDD 08D05-a: Curb Ramps Types 1 and 1-A

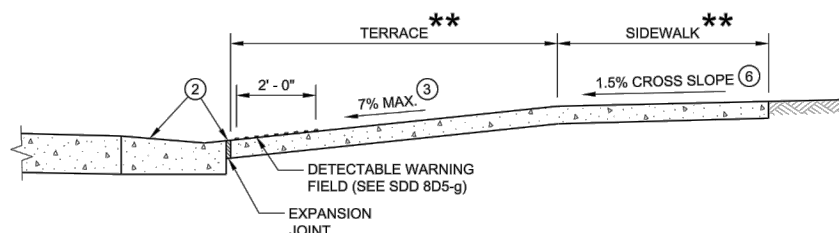


**PLAN VIEW
CURB RAMP TYPE 1
(CENTER OF CORNER RADIUS)**

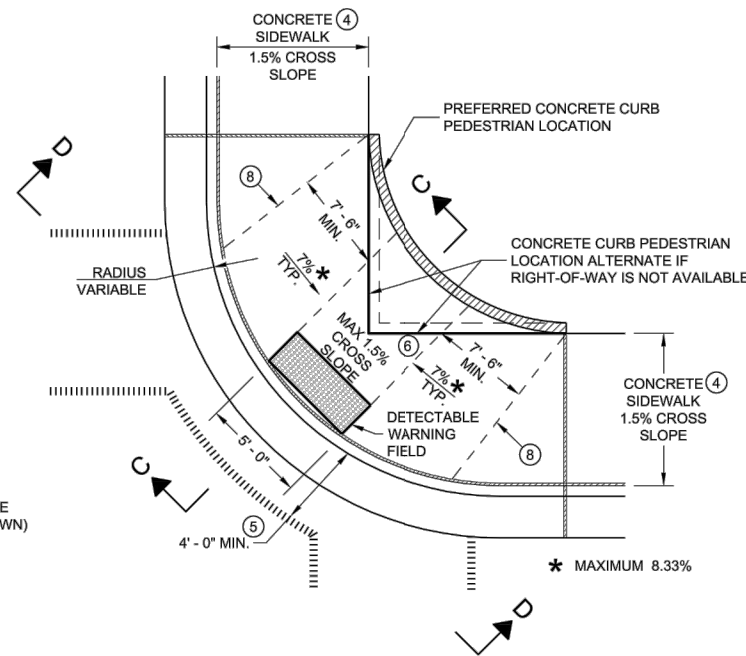


VIEW A - A FOR TYPE 1

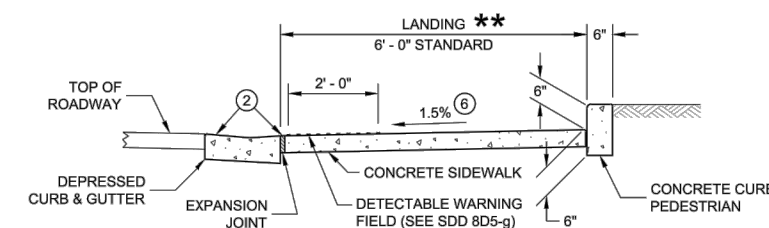
** WIDTH SHOWN ELSEWHERE
IN THE PLANS



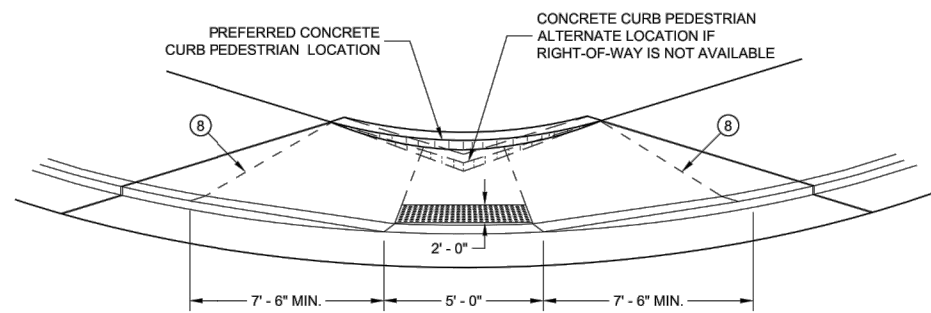
SECTION B - B FOR TYPE 1



**PLAN VIEW
CURB RAMP TYPE 1 - A
(NO TERRACE)**



SECTION C - C FOR TYPE 1 - A



VIEW D - D FOR TYPE 1 - A

GENERAL NOTES

AVOID PLACING DRAINAGE STRUCTURES, JUNCTION BOXES OR OTHER OBSTRUCTIONS IN FRONT OF RAMP ACCESS AREAS.

DETAILS OF CONSTRUCTION, MATERIALS AND WORKMANSHIP NOT SHOWN ON THIS DRAWING SHALL CONFORM TO THE PERTINENT REQUIREMENTS OF THE STANDARD SPECIFICATIONS AND THE APPLICABLE SPECIAL PROVISIONS.

WHEN NECESSARY, THE SIDEWALK ELEVATION MAY BE LOWERED TO MEET THE HIGH POINT ON THE RAMP.

TYPE 1 CURB RAMPS SHALL HAVE A NORMAL SIDEWALK APRON AND CURB ON BOTH SIDES OF RAMP.

DETECTABLE WARNING FIELD SHALL BE MEASURED AND PAID BY THE SQUARE FOOT AS "CURB RAMP DETECTABLE WARNING FIELD". THE CONCRETE PEDESTRIAN CURB, IF NEEDED, SHALL BE MEASURED AND PAID BY THE LINEAR FOOT AS "CONCRETE CURB PEDESTRIAN". CONCRETE SIDEWALK IN THE CURB RAMP AREA SHALL BE MEASURED AND PAID BY THE SQUARE FOOT AS CONCRETE SIDEWALK, INCLUDING THE AREA UNDER THE DETECTABLE WARNING FIELD.

SELECT CURB RAMP DETECTABLE WARNING FIELD MATERIALS AND DEVICES FROM THE DEPARTMENT'S APPROVED MATERIALS LIST. THE COLOR OF THE DETECTABLE WARNING FIELD IS SPECIFIED ELSEWHERE AND IS INCIDENTAL TO THE BID ITEM OF "CURB RAMP DETECTABLE WARNING FIELD"

DETECTABLE WARNING FIELDS THAT ARE INSTALLED AS A GROUP OR SIDE BY SIDE, SHALL BE FROM THE SAME MANUFACTURER.

SURFACE TEXTURE OF THE RAMP SHALL BE OBTAINED BY COARSE BROOMING TRANSVERSE TO THE SLOPE OF THE RAMP.

- THIS POINT IS AN EXTENSION OF OUTSIDE EDGE OF APPROACHING SIDEWALK WHERE IT MEETS THE BACK OF CONCRETE CURB. POINT LOCATION MAY BE ADJUSTED TO ALIGN WITH BEGINNING OF FULL-HEIGHT CURB IF THIS DISTANCE IS SHORT.
- GRADE CHANGE BETWEEN GUTTER FLAG SLOPE AND THE CURB RAMP SLOPE SHALL NOT EXCEED 11%. MAXIMUM GUTTER FLAG SLOPE IS 4%. PROVIDE LONGITUDINAL DRAINAGE AROUND CURB AND AWAY FROM CURB RAMP. NO VERTICAL LIPS OR DISCONTINUITIES GREATER THAN 1/4" INCH ARE ALLOWED. SLOPE OF CURB HEAD OPENING SHALL MATCH THE RAMP SLOPE, MINIMALLY 1.5% AND NOT TO EXCEED 7%. WHEN ADJACENT TO 1.5% LANDING, CONSTRUCT CURB HEAD OPENING AT 1.5% IN THE DIRECTION OF PEDESTRIAN TRAVEL.
- MAXIMUM 8.33% CURB RAMP SLOPE IS ALLOWABLE WITH FLATTENED GUTTER FLAG SLOPE AND NOT TO EXCEED 11% GRADE CHANGE.
- ±0.5% CONSTRUCTION TOLERANCE IN SIDEWALK CROSS SLOPE. THE SIDEWALK CROSS SLOPE SHALL NOT EXCEED 2% WITHOUT PRIOR APPROVAL FROM THE ENGINEER.
- PROVIDE A LEVEL LANDING IN THE STREET AND GUTTER AREA (2% MAXIMUM SLOPE IN ANY DIRECTION). WHEN THE GUTTER SLOPE EXCEEDS 2%, CONSTRUCT THE LEVEL LANDING IN THE STREET AREA.
- PROVIDE A LEVEL LANDING (MAXIMUM 2% SLOPE) IN ANY DIRECTION OF PEDESTRIAN TRAVEL. STANDARD LEVEL LANDING SIZE IS 5 FEET BY 5 FEET.
- PROVIDE GRADE BREAK PERPENDICULAR TO DIRECTION OF WHEELCHAIR TRAVEL.

LEGEND

- 1/2" EXPANSION JOINT SIDEWALK
- CONTRACTION JOINT FIELD LOCATED
- PAVEMENT MARKING CROSSWALK (WHITE)

CURB RAMPS TYPE 1 AND 1-A

STATE OF WISCONSIN
DEPARTMENT OF TRANSPORTATION



CITY OF DE PERE

ENGINEERING DIVISION 925 S. SIXTH ST DE PERE WI 54115
OFFICE 920-339-4061 FAX 920-339-4071

CONSTRUCTION DETAILS SIDEWALK AND CURB AND GUTTER REPAIRS

NAME:
SIDEWALK AND CURB
REPAIR
PROJECT # 20-05

| BY | DATE |
|----------|------------|
| SURVEYED | |
| DRAWN | KAD 1-2020 |
| DESIGNED | |
| CHECKED | CHK 1-2020 |

| REVISIONS / ISSUES | | | |
|--------------------|------|----|---------|
| NO. | DATE | BY | REMARKS |
| | | | |
| | | | |
| | | | |

PAGE
NO.
E-1

SDD 08D05 - 20a

SDD 08D05 - 20a

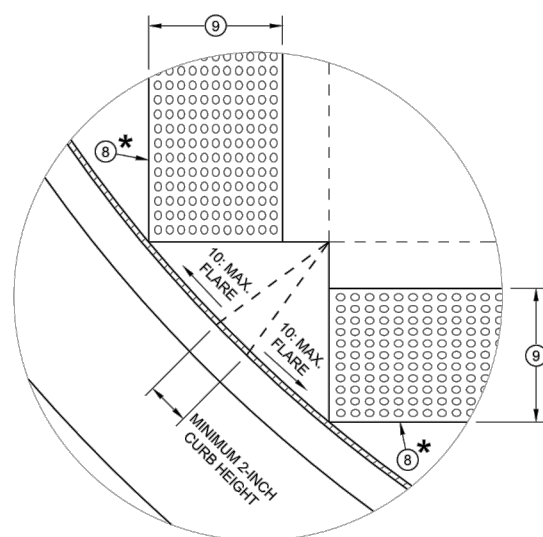
6

6

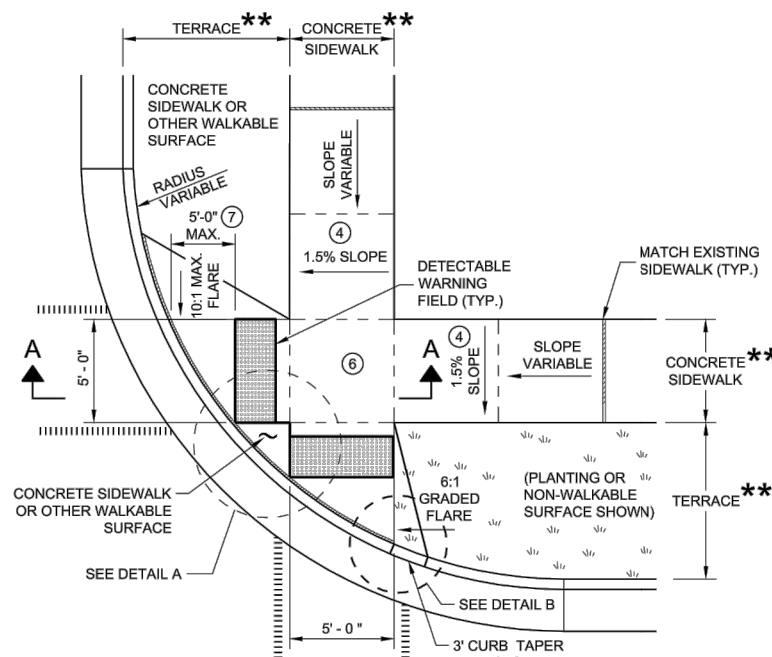
x:\Projects\City Projects\2020\Project 20-05 Sidewalk, Curb & Concrete Pavement Repair\1200- CAD\Standard Detail Drawings.dwg



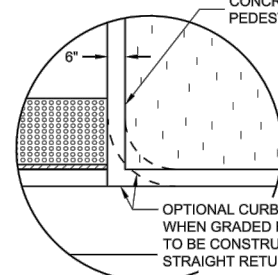
SDD 08D05-b Curb Ramps Types 2 and 3



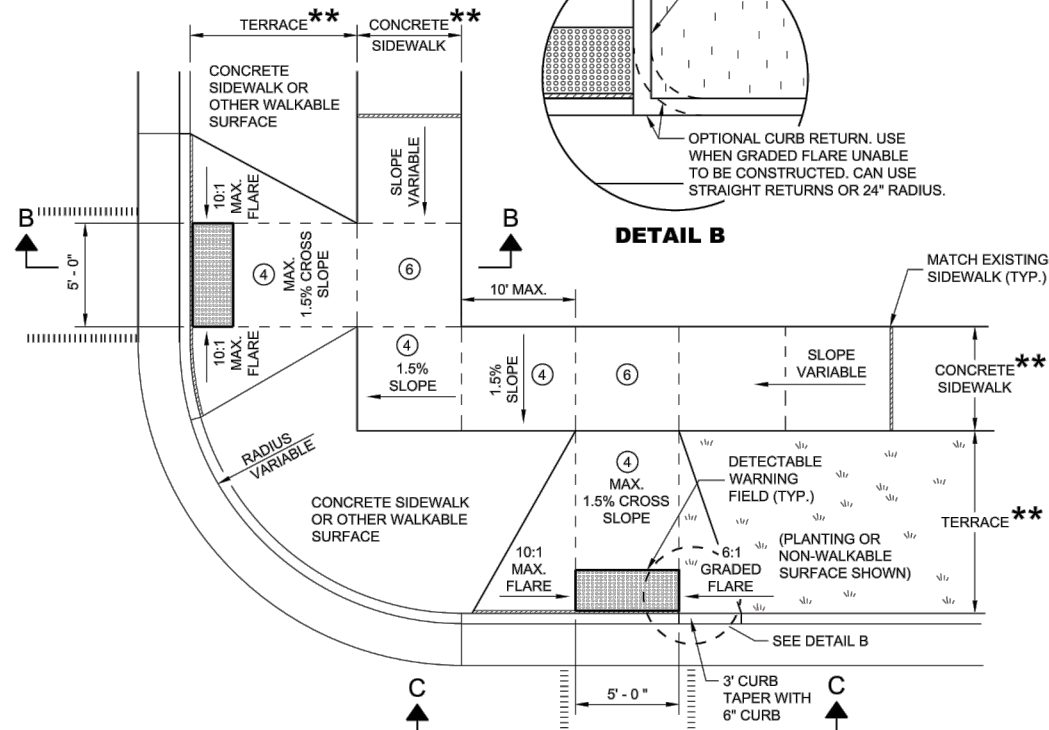
DETAIL A



PLAN VIEW
CURB RAMP TYPE 2
(CENTER OF CORNER RADIUS)



DETAIL B



PLAN VIEW
CURB RAMP TYPE 3
(OUTSIDE OF CROSSWALK AREA)

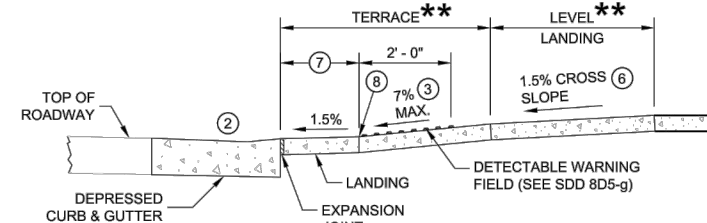
GENERAL NOTES

AVOID PLACING DRAINAGE STRUCTURES, JUNCTION BOXES OR OTHER OBSTRUCTIONS IN FRONT OF RAMP ACCESS AREAS.

DETAILS OF CONSTRUCTION, MATERIALS AND WORKMANSHIP NOT SHOWN ON THIS DRAWING SHALL CONFORM TO THE PERTINENT REQUIREMENTS OF THE STANDARD SPECIFICATIONS AND THE APPLICABLE SPECIAL PROVISIONS.

DETECTABLE WARNING FIELDS THAT ARE INSTALLED AS A GROUP OR SIDE BY SIDE SHALL BE FROM THE SAME MANUFACTURER.

- GRADE CHANGE BETWEEN GUTTER FLAG SLOPE AND THE CURB RAMP SLOPE SHALL NOT EXCEED 11%. MAXIMUM GUTTER FLAG SLOPE IS 4%. PROVIDE LONGITUDINAL DRAINAGE AROUND CURB AND AWAY FROM CURB RAMP. NO VERTICAL LIPS OR DISCONTINUITIES GREATER THAN 1/4 - INCH ARE ALLOWED. SLOPE OF CURB HEAD OPENING SHALL MATCH THE RAMP SLOPE, MINIMALLY 1.5% AND NOT TO EXCEED 7%. WHEN ADJACENT TO 1.5% LANDING, CONSTRUCT CURB HEAD OPENING AT 1.5% IN THE DIRECTION OF PEDESTRIAN TRAVEL.
- AN 8.33% CURB RAMP SLOPE IS ALLOWABLE WITH FLATTENED GUTTER FLAG SLOPE (2.67% OR LESS) AND NOT TO EXCEED 11% GRADE CHANGE.
- ±0.5% CONSTRUCTION TOLERANCE IN SIDEWALK CROSS SLOPE. THE SIDEWALK CROSS SLOPE SHALL NOT EXCEED 2% WITHOUT PRIOR APPROVAL FROM THE ENGINEER.
- PROVIDE A LEVEL LANDING (MAXIMUM 2% SLOPE) IN ANY DIRECTION OF PEDESTRIAN TRAVEL. STANDARD LEVEL LANDING SIZE IS 5 FEET X 5 FEET.
- WHEN GRADE BREAK DISTANCE EXCEEDS 5 FEET, USE RADIAL DETECTABLE WARNING FIELD PER SDD 8D5-f.
- PROVIDE GRADE BREAK PERPENDICULAR TO DIRECTION OF WHEELCHAIR TRAVEL.
- WHEN DISTANCE IS LESS THAN 6' - 0", IT MAY BE DIFFICULT TO ACHIEVE A 7% SLOPE OR FLATTER ALONG THE RAMP. REDUCE CURB HEIGHT IN TRIANGLE AREA TO ACHIEVE 7% SLOPE OR FLATTER ON RAMP. CONSTRUCT 2-INCH MINIMUM CURB HEIGHT BETWEEN 10:1 FLARES.



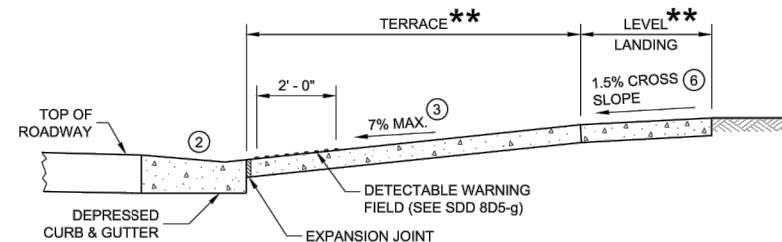
SECTION A - A FOR TYPE 2

* MAXIMUM 2.0% SLOPE
IN ALL DIRECTIONS IN
FRONT OF GRADE BREAK

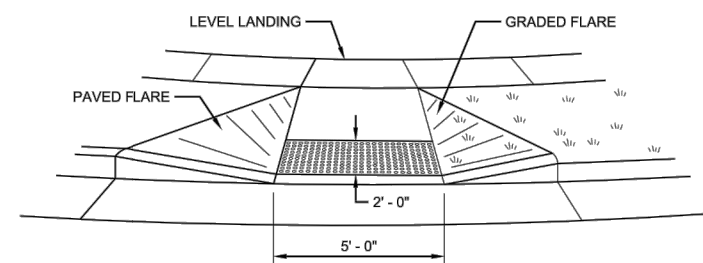
** WIDTH SHOWN ELSEWHERE
IN THE PLANS

LEGEND

- 1/2" EXPANSION JOINT SIDEWALK
- CONTRACTION JOINT SIDEWALK
- PAVEMENT MARKING CROSSWALK (WHITE)



SECTION B - B FOR TYPE 3



VIEW C - C FOR TYPE 3

CURB RAMPS TYPE 2 AND 3

STATE OF WISCONSIN
DEPARTMENT OF TRANSPORTATION



CITY OF DE PERE

ENGINEERING DIVISION 925 S. SIXTH ST DE PERE WI 54115
OFFICE 920-339-4061 FAX 920-339-4071

CONSTRUCTION DETAILS SIDEWALK AND CURB AND GUTTER REPAIRS

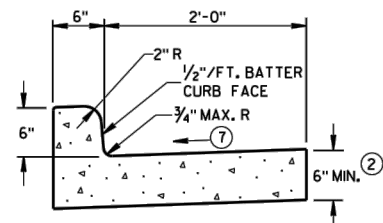
NAME:
SIDEWALK AND CURB
REPAIR
PROJECT # 20-05

| BY | DATE |
|----------|------------|
| SURVEYED | |
| DRAWN | KAD 1-2020 |
| DESIGNED | |
| CHECKED | CHK 1-2020 |

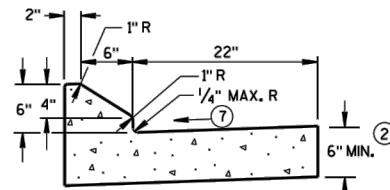
| REVISIONS / ISSUES | | | |
|--------------------|------|----|---------|
| NO. | DATE | BY | REMARKS |
| | | | |
| | | | |
| | | | |

PAGE
NO.
E-2

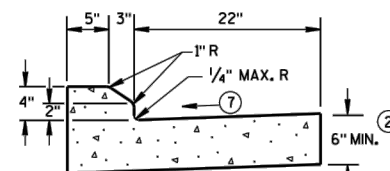
SDD 8d1-a Concrete Curb, Concrete Curb & Gutter



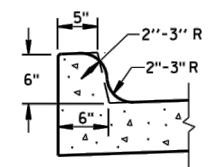
TYPES A^① & D



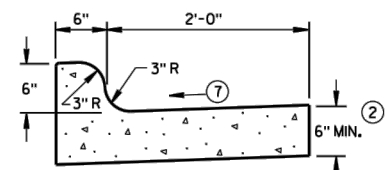
6" SLOPED CURB TYPES G^① & J



4" SLOPED CURB TYPES G^① & J

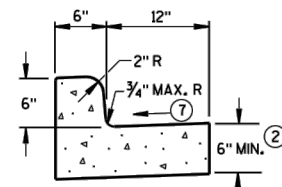


TYPES K^① & L
(OPTIONAL CURB SHAPE)



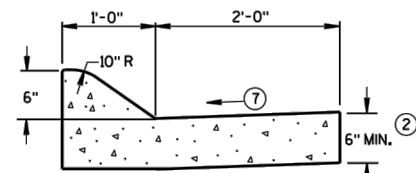
TYPES K^① & L

CONCRETE CURB & GUTTER 30"

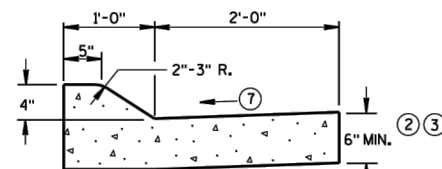


TYPES A^① & D

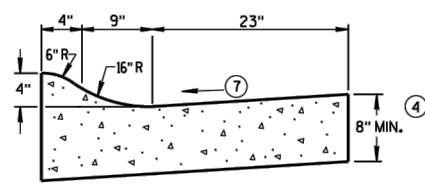
CONCRETE CURB & GUTTER 18"



6" SLOPED CURB TYPES A^① & D

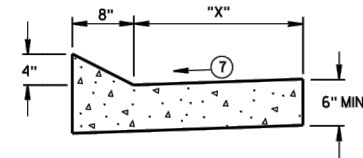


4" SLOPED CURB TYPES A^① & D



4" SLOPED CURB TYPES R^① & T^⑤

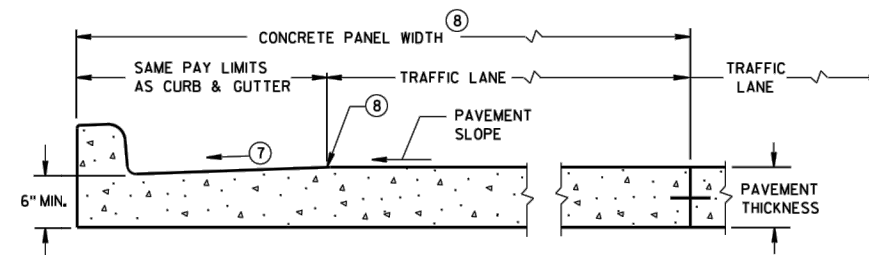
CONCRETE CURB & GUTTER 36"



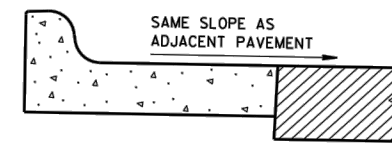
TYPES TBT & TBTT^①

CONCRETE CURB & GUTTER

| TBT & TBTT | "X" |
|------------|-----|
| 30" | 22" |
| 36" | 28" |



PARTIAL SECTION OF PAVEMENT
WITH INTEGRAL CURB & GUTTER



REVERSE SLOPE GUTTER^⑥
(TYPICAL FOR ALL CURB & GUTTER TYPES)

GENERAL NOTES

DETAILS OF CONSTRUCTION, MATERIALS AND WORKMANSHIP NOT SHOWN ON THIS DRAWING SHALL CONFORM TO THE PERTINENT REQUIREMENTS OF THE CONTRACT.

PAVEMENT TIES AND TIE BARS SHALL BE EPOXY COATED IN CONFORMANCE WITH SUBSECTION 505.2.6.2 OF THE STANDARD SPECIFICATIONS.

INTEGRAL CURB & GUTTER SHALL CONFORM TO THE DETAILS SHOWN FOR CONCRETE CURB & GUTTER INCLUDING THE TRANSVERSE GUTTER SLOPE.

WHERE THE TRANSVERSE JOINTS IN THE PAVEMENT ARE REQUIRED TO BE SEALED, THE JOINTS IN THE INTEGRAL CURB AND GUTTER SHALL BE SEALED TO THE FACE OF CURB WITH THE SAME TYPE OF SEALANT. THE COST OF FURNISHING AND INSTALLING THIS SEALANT SHALL BE INCIDENTAL TO THE ITEM CONCRETE CURB AND GUTTER.

UNLESS OTHERWISE SHOWN ON THE TYPICAL CROSS SECTIONS, THE BASE AGGREGATE AND COMMON EXCAVATION LIMITS ARE 2'-0" BEHIND THE BACK OF CURBS.

- TIE BARS ARE REQUIRED FOR CURB AND GUTTER TYPES A, G, K, R AND TBTT.
- THE BOTTOM OF CURB AND GUTTER MAY BE CONSTRUCTED EITHER LEVEL OR PARALLEL TO THE SLOPE OF THE SUBGRADE OR BASE AGGREGATE PROVIDED A 6" MINIMUM GUTTER THICKNESS IS MAINTAINED.
- USE 8" MINIMUM GUTTER THICKNESS WHEN USED WITH AN ADJACENT CONCRETE TRUCK APRON PLACED BEHIND BACK OF CURB.
- THE BOTTOM OF CURB AND GUTTER MAY BE CONSTRUCTED EITHER LEVEL OR PARALLEL TO THE SLOPE OF THE SUBGRADE OR BASE AGGREGATE PROVIDED A 8" MINIMUM GUTTER THICKNESS IS MAINTAINED.
- THE FACE OF CURB IS 6" FROM THE BACK OF CURB.
- WHEN REVERSE SLOPE GUTTER IS REQUIRED, THE LOCATION(S) WILL BE SHOWN ELSEWHERE IN THE PLAN.
- USE 4% GUTTER CROSS SLOPE UNLESS OTHERWISE NOTED IN THE PLANS.
- INCLUDE LONGITUDINAL JOINT AND TIE BARS ALONG LANE EDGE WHEN CONCRETE PANEL WIDTH EXCEEDS THE MAXIMUM WIDTH PER TABLE BELOW. LONGITUDINAL JOINT(S) ARE NOT ALLOWED WITHIN TRAFFIC LANES AND BIKE LANES. LONGITUDINAL JOINT MAY BE SAWED.

PAVEMENT THICKNESS AND MAXIMUM CONCRETE PANEL WIDTH TABLE

| PAVEMENT THICKNESS | MAXIMUM PANEL WIDTH |
|--------------------|---------------------|
| LESS THAN 10" | 12' |
| 10" & ABOVE | 15' |

* BIKE LANE IS NOT SHOWN.

CONCRETE CURB & GUTTER

STATE OF WISCONSIN
DEPARTMENT OF TRANSPORTATION



CITY OF DE PERE

ENGINEERING DIVISION 925 S. SIXTH ST DE PERE WI 54115
OFFICE 920-339-4061 FAX 920-339-4071

CONSTRUCTION DETAILS SIDEWALK AND CURB AND GUTTER REPAIRS

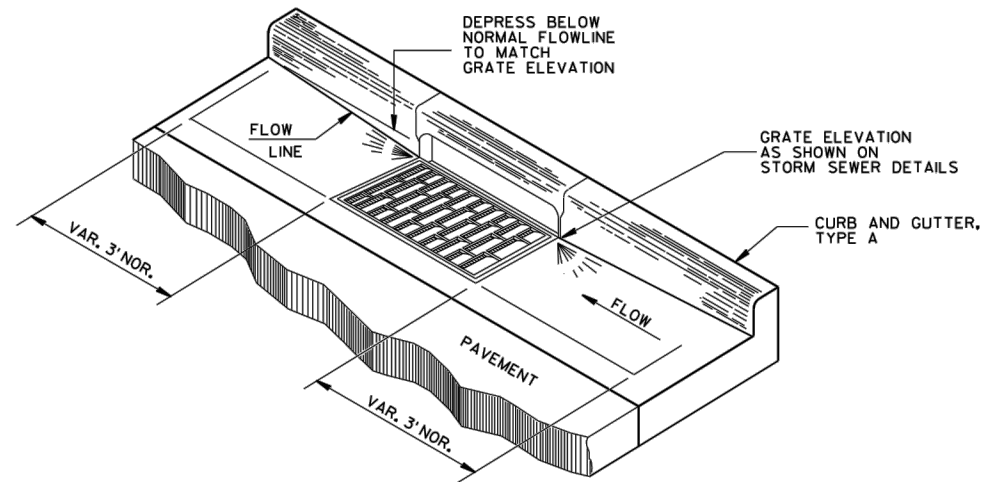
NAME:
SIDEWALK AND CURB
REPAIR
PROJECT # 20-05

BY
SURVEYED
DRAWN
DESIGNED
CHECKED
KAD
CKK
1-2020
1-2020

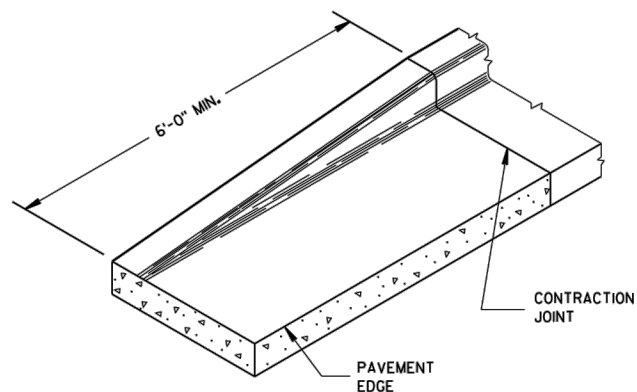
REVISIONS / ISSUES
NO. DATE BY REMARKS

PAGE
NO.
E-3

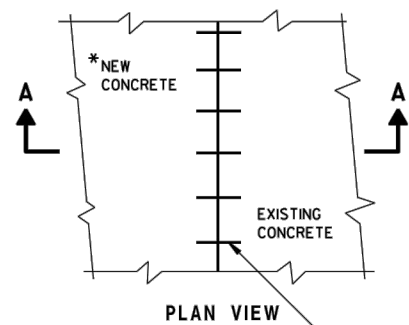
SDD 8d1-b Concrete Curb Ties and Curb & Gutter Applications



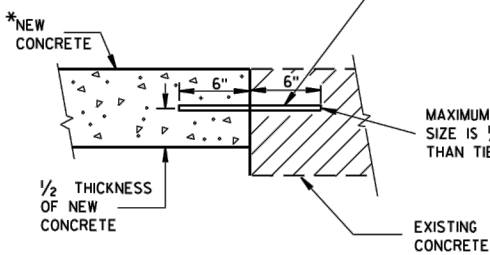
DETAIL OF CURB AND GUTTER AT INLETS
(TYPE H INLET COVER SHOWN)



END SECTION CURB & GUTTER

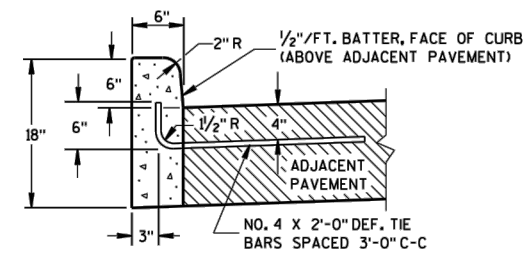


*NEW CURB & GUTTER, SURFACE DRAINS, CONCRETE PAVEMENT OR OTHER NEW CONCRETE.

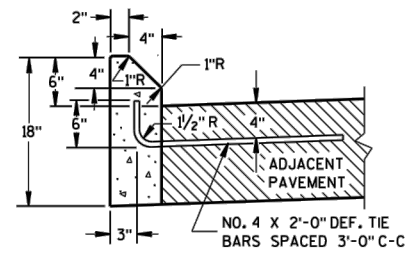


SECTION A-A
TIE BARS DRILLED INTO EXISTING PAVEMENT

NO. 6 TIE BARS SPACED 2'-6" C-C, INSTALLED PERPENDICULAR TO THE LONGITUDINAL JOINT.



TYPES A^① & D



TYPES G^① & J

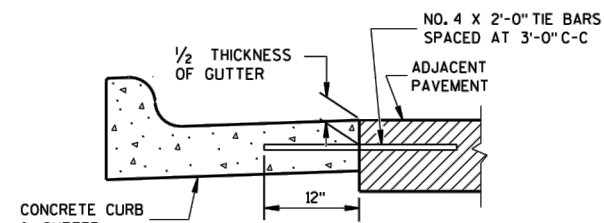
GENERAL NOTES

DETAILS OF CONSTRUCTION, MATERIALS AND WORKMANSHIP NOT SHOWN ON THIS DRAWING SHALL CONFORM TO THE PERTINENT REQUIREMENTS OF THE CONTRACT.
PAVEMENT TIES AND TIE BARS SHALL BE EPOXY COATED IN CONFORMANCE WITH SUBSECTION 505.2.6.2 OF THE STANDARD SPECIFICATIONS.

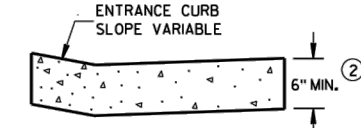
UNLESS OTHERWISE SHOWN ON THE TYPICAL CROSS SECTIONS, THE BASE AGGREGATE AND COMMON EXCAVATION LIMITS ARE 2'-0" BEHIND THE BACK OF CURBS.

- ① TIE BARS ARE REQUIRED FOR CURB AND GUTTER TYPES A, G, K, R AND TBTT.
- ② THE BOTTOM OF CURB AND GUTTER MAY BE CONSTRUCTED EITHER LEVEL OR PARALLEL TO THE SLOPE OF THE SUBGRADE OR BASE AGGREGATE PROVIDED A 6" MINIMUM GUTTER THICKNESS IS MAINTAINED.
- ③ REFER TO SDD 8D18 AND SDD 8D19 FOR ADDITIONAL DRIVEWAY ENTRANCE CURB DETAILS.

CONCRETE CURB



TYPICAL TIE BAR LOCATION^①



DRIVEWAY ENTRANCE CURB^③
(WHEN DIRECTED BY THE ENGINEER)

| CONCRETE CURB, TIES AND CURB AND GUTTER APPLICATIONS | | | |
|--|-------------------|-------------------------------|-----------------|
| STATE OF WISCONSIN DEPARTMENT OF TRANSPORTATION | | | |
| APPROVED | /S/ Rodney Taylor | | |
| June, 2017 | DATE | ROADWAY STANDARDS DEVELOPMENT | UNIT SUPERVISOR |
| FHWA | | | |

6

S.D.D. 8 D 1-20b

6

S.D.D. 8 D 1-20b



CITY OF DE PERE

ENGINEERING DIVISION 925 S. SIXTH ST DE PERE WI 54115
OFFICE 920-339-4061 FAX 920-339-4071

CONSTRUCTION DETAILS SIDEWALK AND CURB AND GUTTER REPAIRS

NAME: SIDEWALK AND CURB REPAIR
PROJECT # 20-05

| BY | DATE |
|----------|------------|
| SURVEYED | |
| DRAWN | KAD 1-2020 |
| DESIGNED | |
| CHECKED | CHK 1-2020 |

| REVISIONS / ISSUES | | | |
|--------------------|------|----|---------|
| NO. | DATE | BY | REMARKS |
| | | | |
| | | | |
| | | | |

PAGE NO.
E-4

x:\eng\Projects\City Projects\2020\Project 20-05 Sidewalk, Curb & Concrete Pavement Repair\1200- CAD\Standard Detail Drawings.dwg